

The logo features a red square icon on the left containing a white stylized figure of a person climbing a staircase. To the right of the icon, the word "STOCK" is written in a large, bold, red, sans-serif font.

STOCK

PRÄZISION

Span - um Span - Spitze



GESAMT
KATALOG

STOCK

Seit über 125 Jahren bietet die Robert Stock AG ein umfangreiches Sortiment an Hightech-Zerspanungswerkzeugen. Das Unternehmen blickt auf eine traditionsreiche Vergangenheit zurück.

1891 stellte Stock den ersten deutschen Spiralbohrer her – und legte damit den Grundstein der deutschen Werkzeugherstellung.



Auch heute bietet Stock im weltweiten Vertrieb ein umfangreiches Sortiment an standardisierten Bohr-, Gewinde-, Fräs-, Reib- und Senkwerkzeugen aus HSS, HSS-Co, PM, Hartmetall, Cermet und PKD sowie Sonderwerkzeugen.

Werkzeugaufnahmen, Werkzeugausgabesysteme und Dienstleistungen rund ums Werkzeug, wie das Nachschleifen und Beschichten, komplettieren unser Leistungsspektrum.



Mehr als 125 Jahre Präzisionswerkzeuge. Made in Germany.



1901



1908



1921



1953



1954



1956



1968



1969



1976





STOCK

PRÄZISIONSWERKZEUGE

Dieser Katalog ersetzt alle bisherigen Verkaufsunterlagen. Die jeweils gültige Preisliste zu diesem Katalog kann jederzeit bei uns angefordert werden. Nachdruck, auch auszugsweise, nicht gestattet.

Eventuelle Druckfehler oder zwischenzeitlich eingetretene Änderungen jeder Art berechtigen nicht zu Ansprüchen. Alle mit DIN gekennzeichneten Produkte können abweichend der Maße im Katalog geliefert werden, solange diese der angezeigten DIN-Norm entsprechen.

Printed in Germany

R. STOCK AG


Lengeder Str. 29 - 35
13407 Berlin
Deutschland

Telefon: +49 30 40 90 3-33 300

Telefax: +49 30 40 90 3-33 378

E-Mail: info@stock.de

Internet: www.stock.de



FRÄSWERKZEUGE SUPER F-UT

VHM-Hochleistungsfräser

Produktinformationen ab Seite 518
Arbeitsrichtwerte ab Seite 513



SPIRALBOHRER

HSS, HSS-Co, M42 und HSS-E-PM

Produktinformationen ab Seite 190
Arbeitsrichtwerte ab Seite 176



BOHRWERKZEUGE

VHM und HM
Tieflochbohrer
Wechselplattenbohrsysteme

Produktinformationen ab Seite 63
Arbeitsrichtwerte ab Seite 26



GEWINDEWERKZEUGE

Produktinformationen ab Seite 362
Arbeitsrichtwerte ab Seite 348



WERKZEUG-DEPOT-SYSTEME



TSC mini, midi und maxi
Produktinformationen ab Seite 778



FRÄSWERKZEUGE

VHM, M42 und HSS-E-PM
Produktinformationen ab Seite 584
Arbeitsrichtwerte ab Seite 566



WERKZEUGAUFNAHMEN

hydraulisch, thermisch und mechanisch
Produktinformationen ab Seite 748



REIB- UND SENKWERKZEUGE



inklusive Entgratwerkzeuge
Produktinformationen ab Seite 694
Arbeitsrichtwerte ab Seite 690



Katalog-Nr. Verzeichnis

Katalog-Nr.	Seite	Norm	Oberfläche	Bezeichnung	Schneidstoff	Typ
51122	238	DIN 338	TiAIN nano	Spiralbohrer kurz	HSS-Co	V66 Ti
51132	261	Werksnorm	TiAIN nano	Spiralbohrer mit verst. Zylinderschaft	HSS-E-PM	V-PM
51158	251	DIN 338	TiAIN nano	Spiralbohrer kurz	HSS-Co	V97
51159	204	DIN 1897	TiAIN nano	Spiralbohrer extra kurz	HSS-Co	V97
51184	134	DIN 6539	TiAIN nano	Spiralbohrer extra kurz	VHM	N
51720	108	Werksnorm	AlTiN	SuperV-M VHM-Universal-Kleinstbohrer	VHM	SuperV-M
51764	97	Werksnorm	AlTiN	SuperV-Bohrer mit Innenkühlung	VHM	SuperV-T
51765	98	Werksnorm	AlTiN	SuperV-Bohrer mit Innenkühlung	VHM	SuperV-T
51766	99	Werksnorm	AlTiN	SuperV-Bohrer mit Innenkühlung	VHM	SuperV-T
51767	100	Werksnorm	AlTiN	SuperV-Bohrer mit Innenkühlung	VHM	SuperV-T
51768	101	Werksnorm	AlTiN	SuperV-Bohrer mit Innenkühlung	VHM	SuperV-T
51770	76	DIN 6537K	AlTiN nano	SuperV-Bohrer mit Innenkühlung	VHM	SuperV-VA
51771	78	DIN 6537K	AlTiN nano	SuperV-Bohrer mit Innenkühlung	VHM	SuperV-VA
51772	87	DIN 6537L	AlTiN nano	SuperV-Bohrer mit Innenkühlung	VHM	SuperV-VA
51773	89	DIN 6537L	AlTiN nano	SuperV-Bohrer mit Innenkühlung	VHM	SuperV-VA
51776	72	DIN 6537K	TiAIN nano	SuperV-Bohrer mit Innenkühlung	VHM	SuperV-IK-U
51781	83	DIN 6537L	TiAIN nano	SuperV-Bohrer mit Innenkühlung	VHM	SuperV-IK-U
51787	68	DIN 6537L	TiAIN nano	SuperV-Bohrer ohne Innenkühlung	VHM	SuperV-U
51789	91	Werksnorm	TiAIN nano	SuperV-Bohrer mit Innenkühlung	VHM	SuperV-IK-U
51871	66	DIN 6537K	TiAIN nano	SuperV-Bohrer ohne Innenkühlung	VHM	SuperV-U
51873	64	DIN 6537K	TiAIN nano	SuperV-Bohrer ohne Innenkühlung	VHM	SuperV-U
51876	74	DIN 6537K	TiAIN nano	SuperV-Bohrer mit Innenkühlung	VHM	SuperV-IK-U
51881	85	DIN 6537L	TiAIN nano	SuperV-Bohrer mit Innenkühlung	VHM	SuperV-IK-U
51887	70	DIN 6537L	TiAIN nano	SuperV-Bohrer ohne Innenkühlung	VHM	SuperV-U
51889	92	Werksnorm	TiAIN nano	SuperV-Bohrer mit Innenkühlung	VHM	SuperV-IK-U
51893	95	Werksnorm	TiAIN nano	SuperV-Bohrer mit Innenkühlung	VHM	SuperV-IK-U
51997	105	Werksnorm	AlTiN	SuperV-NX VHM-Hochleistungs-Kleinstbohrer mit Innenkühlung	VHM	SuperV-IK-NX
51998	106	Werksnorm	AlTiN	SuperV-NX VHM-Hochleistungs-Kleinstbohrer mit Innenkühlung	VHM	SuperV-IK-NX
51999	107	Werksnorm	AlTiN	SuperV-NX VHM-Hochleistungs-Kleinstbohrer mit Innenkühlung	VHM	SuperV-IK-NX
52360	743	Werksnorm	blank	Entgratgabeln	VHM	SuperE-U
52365	651, 742	Werksnorm	AlTiN nano	Vor- und Rückwärtsentgrater 90°	VHM	SuperAD-90
53050	368	DIN 371	TiCN	Gewindebohrer für Metrische ISO-Gewinde	HSS-E-PM	Intensiv Synchro
53051	369	DIN 376	TiCN	Gewindebohrer für Metrische ISO-Gewinde	HSS-E-PM	Intensiv Synchro
53052	438	DIN 374	TiCN	Gewindebohrer für Metrische ISO-Feingewinde	HSS-E-PM	Intensiv Synchro
53053	362	DIN 371	TiCN	Gewindebohrer für Metrische ISO-Gewinde	HSS-E-PM	Produktiv Synchro
53054	363	DIN 376	TiCN	Gewindebohrer für Metrische ISO-Gewinde	HSS-E-PM	Produktiv Synchro
53055	437	DIN 374	TiCN	Gewindebohrer für Metrische ISO-Feingewinde	HSS-E-PM	Produktiv Synchro
53393	645, 736	Werksnorm	AlTiN	Entgratfräser 60°	VHM	SuperAF-60
53394	646, 737	Werksnorm	AlTiN	Entgratfräser 60°	VHM	SuperAF-60
53395	647, 738	Werksnorm	AlTiN	Entgratfräser 90°	VHM	SuperAF-90
53396	648, 739	Werksnorm	AlTiN	Entgratfräser 90°	VHM	SuperAF-90
53397	649, 740	Werksnorm	AlTiN	Entgratfräser 120°	VHM	SuperAF-120
53398	650, 741	Werksnorm	AlTiN	Entgratfräser 120°	VHM	SuperAF-120
53620	478	~DIN 371	AlCrN	Gewindeformer mit Schmiemuten für Metr. ISO-Gewinde	HSS-E-PM	Durativ
53621	479	~DIN 371	AlCrN	Gewindeformer mit Schmiemuten für Metr. ISO-Gewinde	HSS-E-PM	Durativ
53622	480	~DIN 376	AlCrN	Gewindeformer mit Schmiemuten für Metr. ISO-Gewinde	HSS-E-PM	Durativ
53640	397	DIN 371	TiCN	Gewindebohrer für Metrische ISO-Gewinde	HSS-E-PM	Produktiv H
53641	412	DIN 371	TiCN	Gewindebohrer für Metrische ISO-Gewinde	HSS-E-PM	Produktiv HD
53642	398	DIN 371	TiCN	Gewindebohrer für Metrische ISO-Gewinde	HSS-E	Produktiv H
53643	416	DIN 376	TiCN	Gewindebohrer für Metrische ISO-Gewinde	HSS-E-PM	Produktiv HD
53661	404	DIN 371	TiCN	Gewindebohrer für Metrische ISO-Gewinde	HSS-E	Intensiv H
53662	420	DIN 371	TiCN	Gewindebohrer für Metrische ISO-Gewinde	HSS-E-PM	Intensiv HD
53665	424	DIN 376	TiCN	Gewindebohrer für Metrische ISO-Gewinde	HSS-E-PM	Intensiv HD
53666	382	DIN 371/DIN 376	TiCN	Gewindebohrer für Metrische ISO-Gewinde	HSS-E-PM	Intensiv HDX
53667	377	DIN 371/DIN 376	TiCN	Gewindebohrer für Metrische ISO-Gewinde	HSS-E-PM	Produktiv HDX
53668	381	DIN 371/DIN 376	AlTiN	Gewindebohrer für Metrische ISO-Gewinde	HSS-E-PM	Intensiv HX
53669	376	DIN 371/DIN 376	AlTiN	Gewindebohrer für Metrische ISO-Gewinde	HSS-E-PM	Produktiv HX
53670	383	DIN 371	TiCN	Gewindebohrer für Metrische ISO-Gewinde	HSS-E-PM	HCX
53733	364	~DIN 371/~DIN 376	AlTiZrN	Gewindebohrer für Metrische ISO-Gewinde	HSS-E	Produktiv N-X
53746	370	~DIN 371/~DIN 376	TiAIN	Gewindebohrer für Metrische ISO-Gewinde	HSS-E	Intensiv N-X
53778	436	DIN 374	AlTiZrN	Gewindebohrer für Metrische ISO-Feingewinde	HSS-E	Produktiv N-X
53780	435	DIN 374	TiAIN	Gewindebohrer für Metrische ISO-Feingewinde	HSS-E	Intensiv N-X
53787	471	DIN 5156	AlTiZrN	Gewindebohrer für Whitworth-Rohrgewinde	HSS-E	Produktiv N-X
53788	466	DIN 5156	TiAIN	Gewindebohrer für Whitworth-Rohrgewinde	HSS-E	Intensiv N-X
53810	486	Werksnorm	TiCN	Gewindefräser mit Senkfase für Metr. ISO-Gewinde	VHM	TMC SP
53820	487	Werksnorm	TiCN	Gewindefräser mit Senkfase für Metr. ISO-Feingewinde	VHM	TMC SP
53830	490	Werksnorm	TiCN	Gewindefräser ohne Senkfase für Metr. ISO-Gewinde	VHM	TM SP
54080	664	Werksnorm	TiAIN	Mini-Bohrmutterfräser (3-Schneider)	M42	N
54180	665	Werksnorm	TiAIN	Mini-Bohrmutterfräser (3-Schneider)	M42	N
54201	616	Werksnorm	TiAIN	Schlichtfräser, mehrschneidig	VHM	NH
54205	615	Werksnorm	TiAIN	Schlichtfräser, mehrschneidig	VHM	NH
54206	614	DIN 6527L	TiAIN	Schafffräser mit Eckradius	VHM	NH

Katalog-Nr. Verzeichnis

Katalog-Nr.	Seite	Norm	Oberfläche	Bezeichnung	Schneidstoff	Typ
54207	619	Werksnorm	TiAlSiN	Hartfräser, mehrschneidig	VHM	H
54221	618	Werksnorm	TiAlN	Schlichtfräser, mehrschneidig	VHM	NH
54225	617	Werksnorm	TiAlN	Schlichtfräser, mehrschneidig	VHM	NH
54227	620	Werksnorm	TiAlSiN	Hartfräser, mehrschneidig	VHM	H
54275	680	DIN 327	TiAlN	Radiusfräser	M42	N
54276	681	Werksnorm	TiAlN	Radiusfräser	M42	N
54294	662	DIN 844L	TiAlN	Bohmutterfräser (3-Schneider)	M42	N
54300	642	Werksnorm	TiAlSiN	Kopierfräser mit Vollradius	VHM	N
54301	643	Werksnorm	TiAlSiN	Kopierfräser mit Vollradius	VHM	N
54302	638	Werksnorm	TiAlSiN	Kopierfräser mit Torusanschiff	VHM	N
54303	639	Werksnorm	TiAlSiN	Kopierfräser mit Torusanschiff	VHM	N
54304	636	Werksnorm	TiAlSiN	Kopierfräser mit Torusanschiff	VHM	H
54305	637	Werksnorm	TiAlSiN	Kopierfräser mit Torusanschiff	VHM	H
54306	640	Werksnorm	TiAlSiN	Kopierfräser mit Vollradius	VHM	H
54307	641	Werksnorm	TiAlSiN	Kopierfräser mit Vollradius	VHM	H
54404	594	Werksnorm	TiAlN	Langlochfräser (2-Schneider)	VHM	N
54424	603	Werksnorm	TiAlN	Bohmutterfräser (3-Schneider)	VHM	N
54444	611	Werksnorm	TiAlN	Schafffräser (4-Schneider)	VHM	N
54496	621	DIN 6527L	TiAlN	Schruppfräser	VHM	NF
54497	622	DIN 6527L	TiAlN	Schruppfräser	VHM	NF
54519	590	DIN 6527L	TiAlN	Langlochfräser (2-Schneider)	VHM	N
54520	589	DIN 6527K	TiAlN	Langlochfräser (2-Schneider)	VHM	N
54521	592	DIN 6527L	TiAlN	Langlochfräser (2-Schneider)	VHM	N
54522	612	DIN 6527L	TiAlN	Schafffräser mit Eckradius	VHM	N
54523	599	DIN 6527L	TiAlN	Bohmutterfräser (3-Schneider)	VHM	N
54524	608	DIN 6527L	TiAlN	Schafffräser (4-Schneider)	VHM	N
54526	613	DIN 6527L	TiAlN	Schafffräser mit Eckradius	VHM	N
54531	633	DIN 6528	TiAlN	Radiusfräser	VHM	N
54541	628	DIN 6527L	TiAlN	Radiusfräser	VHM	N
54551	521	DIN 6527L	TiAlN	SuperF-UT-Fräser N	VHM	SuperF-UT N
54552	525	Werksnorm	TiAlN	SuperF-UT-Fräser N	VHM	SuperF-UT N
54556	541	DIN 6527L	TiAlN	SuperF-UT-Fräser VA	VHM	SuperF-UT VA
54558	535	DIN 6527L	AlTiN nano	SuperF-UT-Fräser VA-X	VHM	SuperF-UT VA-X
54559	536	DIN 6527L	AlTiN nano	SuperF-UT-Fräser VA-X	VHM	SuperF-UT VA-X
54560	532	DIN 6527L	AlTiN+	SuperF-UT-Fräser Ti	VHM	SuperF-UT Ti
54561	533	DIN 6527L	AlTiN+	SuperF-UT-Fräser Ti	VHM	SuperF-UT Ti
54562	523	Werksnorm	TiAlN	SuperF-UT-Fräser N	VHM	SuperF-UT N
54563	524	Werksnorm	TiAlN	SuperF-UT-Fräser N	VHM	SuperF-UT N
54564	528	Werksnorm	TiAlN	SuperF-UT-Fräser N-3	VHM	SuperF-UT N-3
54565	529	Werksnorm	TiAlN	SuperF-UT-Fräser N-3	VHM	SuperF-UT N-3
54566	526	DIN 6527L	TiAlN	SuperF-UT-Fräser N-F	VHM	SuperF-UT N-F
54567	527	DIN 6527L	TiAlN	SuperF-UT-Fräser N-F	VHM	SuperF-UT N-F
54568	539	DIN 6527L	AlTiN nano	SuperF-UT-Fräser VA-XF	VHM	SuperF-UT VA-XF
54569	540	DIN 6527L	AlTiN nano	SuperF-UT-Fräser VA-XF	VHM	SuperF-UT VA-XF
54570	546	Werksnorm	blank	SuperF-UT-Fräser Al-F	VHM	SuperF-UT Al-F
54571	547	Werksnorm	blank	SuperF-UT-Fräser Al-F	VHM	SuperF-UT Al-F
54572	550	DIN 6527L	TiAlSiN	SuperF-UT-Fräser H	VHM	SuperF-UT H
54573	551	DIN 6527L	TiAlSiN	SuperF-UT-Fräser H	VHM	SuperF-UT H
54574	537	DIN 6527L	AlTiN nano	SuperF-UT-Fräser VA-X IK	VHM	SuperF-UT VA-X IK
54575	538	DIN 6527L	AlTiN nano	SuperF-UT-Fräser VA-X IK	VHM	SuperF-UT VA-X IK
54576	534	DIN 6527K	AlTiN nano	SuperF-UT-Fräser VA-X	VHM	SuperF-UT VA-X
54579	530	Werksnorm	TiAlN	SuperF-UT-Fräser N-5	VHM	SuperF-UT N-5
54580	531	Werksnorm	TiAlN	SuperF-UT-Fräser N-5	VHM	SuperF-UT N-5
54590	518	DIN 6527L	TiAlSiN	SuperF-UT-Fräser NX	VHM	SuperF-UT NX
54591	519	DIN 6527L	TiAlSiN	SuperF-UT-Fräser NX	VHM	SuperF-UT NX
54700	644	DIN 6527L	AlTiN+	Pilotfräser	VHM	N
54815	671	DIN 844K	TiAlN	Schruppschichtfräser	M42	NF
54816	675	DIN 844K	TiAlN	Schruppfräser (4-Schneider)	M42	NR
54825	673	DIN 844K	TiAlN	Schruppfräser (3-Schneider)	HSS-E-PM	NRf
54836	679	DIN 844L	TiAlN	Schruppfräser (4-Schneider)	M42	NR
54845	677	DIN 844K	TiAlN	Schruppfräser (4-Schneider)	HSS-E-PM	NRf
54847	669	DIN 844L	TiAlN	Schafffräser (mehrschneidig)	M42	N
55017	151	Werksnorm	TiCN	Einlippenbohrer SuperT-NX	HM	SuperT-NX
55018	150	Werksnorm	TiCN	Einlippenbohrer SuperT-NX	HM	SuperT-NX
55020	157	Werksnorm	AlTiN+	Einlippenbohrer TBE-VHM	VHM	TBE-VHM
55021	161	Werksnorm	AlTiN+	Einlippenbohrer TBE-VHM	VHM	TBE-VHM
55022	152	Werksnorm	TiCN	Einlippenbohrer SuperT-NX	HM	SuperT-NX
55023	153	Werksnorm	TiCN	Einlippenbohrer SuperT-NX	HM	SuperT-NX
55024	155	Werksnorm	AlTiN+	Einlippenbohrer TBE-VHM	VHM	TBE-VHM
55026	159	Werksnorm	AlTiN+	Einlippenbohrer TBE-VHM	VHM	TBE-VHM
55027	143	Werksnorm	AlTiN nano	Einlippenbohrer SuperT-AL	VHM	SuperT-AL
55028	144	Werksnorm	AlTiN nano	Einlippenbohrer SuperT-AL	VHM	SuperT-AL

Katalog-Nr. Verzeichnis

Katalog-Nr.	Seite	Norm	Oberfläche	Bezeichnung	Schneidstoff	Typ
55029	145	Werksnorm	ATiN nano	Einlippenbohrer SuperT-AL	VHM	SuperT-AL
56011	129	Werksnorm	TiAlN	SuperV-AP maxi Wechselflatte	VHM	SuperV-AP maxi
61112	207	DIN 1897	TiN	Spiralbohrer extra kurz	HSS-Co	VX
61115	220	DIN 338	TiN Kopf	Spiralbohrer kurz	HSS	N
61116	218	DIN 338	TiN	Spiralbohrer kurz	HSS	N
61118	197	DIN 1897	TiN	Spiralbohrer extra kurz	HSS	N
61120	257	Werksnorm	TiN	Spiralbohrer mit verst. Zylinderschaft	HSS-Co	NX
61121	259	Werksnorm	TiN	Spiralbohrer mit verst. Zylinderschaft	HSS-Co	NX
61124	243	DIN 338	TiN	Spiralbohrer kurz	HSS	V70
61131	205	DIN 1897	TiN	Spiralbohrer extra kurz	HSS-E-PM	V-PM
61136	268	DIN 340	TiN	Spiralbohrer lang	HSS	N
61150	277	DIN 340	TiN	Spiralbohrer lang	HSS	V70
61158	247	DIN 338	TiN	Spiralbohrer kurz	HSS-Co	V70
61175	294	Werksnorm	TiN	NC-Anbohrer	HSS	N
61220	202	DIN 1897	TiN	Spiralbohrer extra kurz	HSS-Co	NX
61221	230	DIN 338	TiN	Spiralbohrer kurz	HSS-Co	NX
61222	272	DIN 340	TiN	Spiralbohrer lang	HSS-Co	NX
61223	236	DIN 338	TiN	Spiralbohrer kurz	HSS-Co	V66 Ti
61232	253	DIN 338	TiN	Spiralbohrer kurz	HSS-E-PM	V-PM
61602	325	DIN 333	TiN	Zentrierbohrer ohne Fläche	HSS	N
61880	82	DIN 6537L	TiN	SuperV-Bohrer mit Innenkühlung	VHM	SuperV-IK-F
61888	63	DIN 6539	TiN	SuperV-Bohrer ohne Innenkühlung	VHM	SuperV-F
62327	727	DIN 334	TiN	Kegelsenker 60°	HSS	
62347	729	DIN 335	TiN	Kegelsenker 90°	HSS	
62399	733	DIN 335	TiN	Kegelsenkersätze 90°	HSS	
63010	411	~DIN 371	TiCN	Gewindebohrer für Metrische ISO-Gewinde	VHM	H
63013	481	~DIN 371	TiCN	Kühlkanal-Gewindeformer mit Schmiemuten für Metr. ISO-Gewinde	VHM	Durativ
63033	365	DIN 371	TiN	Gewindebohrer für Metrische ISO-Gewinde	HSS-E	Produktiv N
63046	371	DIN 371	TiN	Gewindebohrer für Metrische ISO-Gewinde	HSS-E	Intensiv N
63048	373	DIN 376	TiN	Gewindebohrer für Metrische ISO-Gewinde	HSS-E	Intensiv N
63119	476	~DIN 371	TiN	Gewindeformer mit Schmiemuten für Metr. ISO-Gewinde	HSS-E	Durativ
63120	475	~DIN 371	TiN	Gewindeformer mit Schmiemuten für Metr. ISO-Gewinde	HSS-E	Durativ
63121	483	DIN 371	TiN	Gewindeformer ohne Schmiemuten für Metr. ISO-Gewinde	HSS-E	Durativ
63122	477	~DIN 376	TiN	Gewindeformer mit Schmiemuten für Metr. ISO-Gewinde	HSS-E	Durativ
63123	484	~DIN 376	TiN	Gewindeformer ohne Schmiemuten für Metr. ISO-Gewinde	HSS-E	Durativ
63133	385	DIN 371	TiN	Gewindebohrer für Metrische ISO-Gewinde	HSS-E	Produktiv N
63138	388	DIN 376	TiN	Gewindebohrer für Metrische ISO-Gewinde	HSS-E	Produktiv N
63146	390	DIN 371	TiN	Gewindebohrer für Metrische ISO-Gewinde	HSS-E	Intensiv N
63148	394	DIN 376	TiN	Gewindebohrer für Metrische ISO-Gewinde	HSS-E	Intensiv N
63173	444	DIN 374	TiN	Gewindebohrer für Metrische ISO-Feingewinde	HSS-E	Intensiv N
63176	413	DIN 371	TiN	Gewindebohrer für Metrische ISO-Gewinde	HSS-E	Produktiv HD
63177	417	DIN 376	TiN	Gewindebohrer für Metrische ISO-Gewinde	HSS-E	Produktiv HD
63201	428	DIN 371	ATiN	Gewindebohrer für Metrische ISO-Gewinde	HSS-E	GG
63641	399	DIN 371	TiN	Gewindebohrer für Metrische ISO-Gewinde	HSS-E-PM	Produktiv H
63643	402	DIN 376	TiN	Gewindebohrer für Metrische ISO-Gewinde	HSS-E-PM	Produktiv H
63662	421	DIN 371	TiN	Gewindebohrer für Metrische ISO-Gewinde	HSS-E-PM	Intensiv HD
63665	425	DIN 376	TiN	Gewindebohrer für Metrische ISO-Gewinde	HSS-E-PM	Intensiv HD
63674	405	DIN 371	TiN	Gewindebohrer für Metrische ISO-Gewinde	HSS-E	Intensiv H
63675	408	DIN 376	TiN	Gewindebohrer für Metrische ISO-Gewinde	HSS-E	Intensiv H
64080	595	Werksnorm	TiAlN	Mini-Bohmfräser (3-Schneider)	VHM	N
64180	596	Werksnorm	TiAlN	Mini-Bohmfräser (3-Schneider)	VHM	NH
64478	606	DIN 6527L	TiAlN	Bohmfräser NH (3-Schneider)	VHM	NH
64495	625	DIN 6527L	TiAlN	Schrupfräser	VHM	NRf
64497	626	DIN 6527L	TiAlSiN	Schrupfräser	VHM	HR
64522	598	DIN 6527K	TiAlN	Bohmfräser (3-Schneider)	VHM	N
64523	601	DIN 6527L	TiAlN	Bohmfräser (3-Schneider)	VHM	N
64525	610	DIN 6527L	TiAlN	Schafffräser (4-Schneider)	VHM	N
64532	634	DIN 6527L	TiAlN	Radiusfräser	VHM	N
64535	635	Werksnorm	TiAlN	Radiusfräser	VHM	N
64542	629	DIN 6527L	TiAlN	Radiusfräser	VHM	N
64545	631	Werksnorm	TiAlN	Radiusfräser	VHM	N
64550	520	DIN 6527K	TiAlN	SuperF-UT-Fräser N	VHM	SuperF-UT N
64551	522	DIN 6527L	TiAlN	SuperF-UT-Fräser N	VHM	SuperF-UT N
64557	542	DIN 6527L	TiAlN	SuperF-UT-Fräser VA	VHM	SuperF-UT VA
64558	552	Werksnorm	TiAlN	SuperF-UT-Fräser FS	VHM	SuperF-UT FS
64559	553	Werksnorm	TiAlN	SuperF-UT-Fräser FS	VHM	SuperF-UT FS
64567	543	DIN 6527L	TiAlN	SuperF-UT-Fräser VA-IK	VHM	SuperF-UT VA-IK
64570	604	DIN 6527K	TiAlN	Bohmfräser NH (3-Schneider)	VHM	NH
64571	607	DIN 6527L	TiAlN	Bohmfräser NH (3-Schneider)	VHM	NH
64604	659	DIN 327	TiAlN	Bohmfräser (3-Schneider)	M42	N
64640	653	DIN 327	TiAlN	Langlochfräser (2-Schneider)	M42	N
64641	661	DIN 844K	TiAlN	Bohmfräser (3-Schneider)	M42	N

Katalog-Nr. Verzeichnis

Katalog-Nr.	Seite	Norm	Oberfläche	Bezeichnung	Schneidstoff	Typ
64667	667	DIN 844K	TiAIN	Schaftfräser (mehrschneidig)	M42	N
64670	655	DIN 844K	TiAIN	Langlochfräser (2-Schneider)	M42	N
64671	657	DIN 844L	TiAIN	Langlochfräser (2-Schneider)	M42	N
67011	114	Werksnorm	TiAIN nano	SuperV-AP mini Wechsellplatte	VHM	SuperV-AP mini U
67012	117	Werksnorm	AlTiN nano	SuperV-AP mini Wechsellplatte	VHM	SuperV-AP mini VA
71106	199	DIN 1897	blank	Spiralbohrer extra kurz	M42	N
71108	194	DIN 1897	dampfbehandelt	Spiralbohrer extra kurz	HSS	N
71109	196	DIN 1897	dampfbehandelt	Spiralbohrer extra kurz	HSS	N
71110	190	DIN 1897	blank	Spiralbohrer extra kurz	HSS	N
71111	192	DIN 1897	blank	Spiralbohrer extra kurz	HSS	N
71112	206	DIN 1897	dampfbehandelt	Spiralbohrer extra kurz	HSS-Co	VX
71113	210	Werksnorm	blank	Spiralbohrer extra kurz	HSS	V72
71114	209	Werksnorm	blank	Spiralbohrer extra kurz	HSS	V72
71115	215	DIN 338	dampfbehandelt	Spiralbohrer kurz	HSS	N
71116	212	DIN 338	blank	Spiralbohrer kurz	HSS	N
71117	226	DIN 338	blank	Spiralbohrer kurz	HSS	H
71119	214	DIN 338	blank	Spiralbohrer kurz	HSS	N
71122	234	DIN 338	blank	Spiralbohrer kurz	HSS-Co	V66 Ti
71123	232	DIN 338	Fasen nitriert	Spiralbohrer kurz	HSS-Co	V66
71124	239	DIN 338	blank	Spiralbohrer kurz	HSS	V70
71126	241	DIN 338	blank	Spiralbohrer kurz	HSS	V70
71128	248	DIN 338	blank	Spiralbohrer kurz	HSS	V72
71129	250	DIN 338	blank	Spiralbohrer kurz	HSS	V72
71130	264	DIN 339	dampfbehandelt	Bohrbuchsenbohrer	HSS	N
71135	266	DIN 340	dampfbehandelt	Spiralbohrer lang	HSS	N
71136	265	DIN 340	blank	Spiralbohrer lang	HSS	N
71145	282	DIN 1869	Fasen nitriert	Spiralbohrer überlang, Reihe 1	HSS	V63
71146	285	DIN 1869	Fasen nitriert	Spiralbohrer überlang, Reihe 2	HSS	V63
71147	287	DIN 1869	Fasen nitriert	Spiralbohrer überlang, Reihe 3	HSS	V63
71148	224	DIN 338	blank	Spiralbohrer kurz	M42	N
71149	222	DIN 338	dampfbehandelt	Spiralbohrer kurz	HSS-Co	N
71150	275	DIN 340	blank	Spiralbohrer lang	HSS	V70
71152	276	DIN 340	blank	Spiralbohrer lang	HSS	V70
71154	278	DIN 340	Fasen nitriert	Spiralbohrer lang	HSS	V73
71156	280	DIN 340	Fasen nitriert	Spiralbohrer lang	HSS-Co	V73
71158	245	DIN 338	Fasen nitriert	Spiralbohrer kurz	HSS-Co	V70
71168	262	Werksnorm	blank	Spiralbohrer kurz, Schaft-Ø 16,0 mm	HSS-Co	V72
71169	263	Werksnorm	blank	Spiralbohrer kurz, Schaft-Ø 25,4 mm	HSS-Co	V72
71175	293	Werksnorm	blank	NC-Anbohrer	HSS	N
71176	295	Werksnorm	blank	NC-Anbohrer	HSS	N
71180	140	DIN 8037	blank	Spiralbohrer mit HIM-Schneiden	HIM	N
71184	132	DIN 6539	blank	Spiralbohrer extra kurz	VHM	N
71187	291	DIN 1899	blank	Kleinstbohrer	HSS-E-PM	N
71189	139	Werksnorm	blank	NC-Anbohrer	VHM	N
71190	137	Werksnorm	blank	NC-Anbohrer	VHM	N
71191	138	Werksnorm	blank	NC-Anbohrer	VHM	N
71192	284	DIN 1869	Fasen nitriert	Spiralbohrer überlang, Reihe 1	HSS-Co	V63
71193	286	DIN 1869	Fasen nitriert	Spiralbohrer überlang, Reihe 2	HSS-Co	V63
71195	288	Werksnorm	Fasen nitriert	Spiralbohrer extra lang	HSS	V63
71196	289	Werksnorm	blank	Spiralbohrer extra lang	HSS	V63
71220	200	DIN 1897	blank	Spiralbohrer extra kurz	HSS-Co	NX
71221	228	DIN 338	blank	Spiralbohrer kurz	HSS-Co	NX
71222	270	DIN 340	blank	Spiralbohrer lang	HSS-Co	NX
71225	274	DIN 340	blank	Spiralbohrer lang	HSS-Co	V66
71290	135	Werksnorm	blank	Spiralbohrer kurz	VHM	N
71300	298	DIN 345	dampfbehandelt	Spiralbohrer	HSS	N
71303	296	Werksnorm	blank	Spiralbohrer kurz	HSS-Co8	N
71304	297	Werksnorm	blank	Spiralbohrer kurz	HSS-Co8	N
71305	302	DIN 345	blank	Spiralbohrer	HSS	V70
71312	303	DIN 345	blank	Spiralbohrer	HSS-Co	V66 Ti
71313	304	DIN 346	blank	Spiralbohrer	HSS-Co	V66 Ti
71320	305	DIN 341	dampfbehandelt	Bohrbuchsenbohrer	HSS	N
71322	306	DIN 341	blank	Bohrbuchsenbohrer	HSS	V70
71325	307	DIN 1870	Fasen nitriert	Spiralbohrer überlang, Reihe 1	HSS	V63
71326	308	DIN 1870	Fasen nitriert	Spiralbohrer überlang, Reihe 2	HSS	V63
71380	141	DIN 8041	blank	Spiralbohrer mit HIM-Schneiden	HIM	N
71416	301	DIN 345	dampfbehandelt	Spiralbohrer	HSS-Co	N
71500	319	DIN 8376	dampfbehandelt	Mehrfasenstufenbohrer mit Zylinderschaft	HSS	N
71501	317	DIN 8374	dampfbehandelt	Mehrfasenstufenbohrer mit Zylinderschaft	HSS	N
71503	318	DIN 8378	dampfbehandelt	Mehrfasenstufenbohrer mit Zylinderschaft	HSS	N
71520	321	DIN 8377	dampfbehandelt	Mehrfasenstufenbohrer mit Morsekegel	HSS	N
71523	320	DIN 8379	dampfbehandelt	Mehrfasenstufenbohrer mit Morsekegel	HSS	N

Katalog-Nr. Verzeichnis

Katalog-Nr.	Seite	Norm	Oberfläche	Bezeichnung	Schneidstoff	Typ
71550	310	Werksnorm	dampfbehandelt	Mehrbereichs-Spiralbohrer mit Kühlkanal, lang	HSS-Co	V70-IK
71553	311	Werksnorm	dampfbehandelt	Mehrbereichs-Spiralbohrer mit Kühlkanal, lang	HSS-Co	V70-IK
71554	309	Werksnorm	dampfbehandelt	Kühlkanalbohrer	HSS	N-IK
71560	316	Werksnorm		Kühlmittelzuführinge		
71565	312	Werksnorm	dampfbehandelt	Tiefloch-Spiralbohrer mit Kühlkanal, überlang	HSS-Co	V63-IK
71566	314	Werksnorm	dampfbehandelt	Tiefloch-Spiralbohrer mit Kühlkanal, überlang	HSS-Co	V63-IK
71567	313	Werksnorm	dampfbehandelt	Tiefloch-Spiralbohrer mit Kühlkanal, überlang	HSS-Co	V63-IK
71568	315	Werksnorm	dampfbehandelt	Tiefloch-Spiralbohrer mit Kühlkanal, überlang	HSS-Co	V63-IK
71584	290	Werksnorm	blank	Kühlkanalbohrer	HSS	V73-IK
71600	322	DIN 333	blank	Zentrierbohrer ohne Fläche	HSS	N
71601	323	DIN 333	blank	Zentrierbohrer ohne Fläche	HSS	N
71602	324	DIN 333	blank	Zentrierbohrer ohne Fläche	HSS	N
71604	327	DIN 333	blank	Zentrierbohrer ohne Fläche	HSS	N
71605	326	Werksnorm	blank	Zentrierbohrer ohne Fläche	HSS	N
71607	328	Werksnorm	blank	Zentrierbohrer mit Fläche	HSS	N
71609	329	Werksnorm	blank	Zentrierbohrer mit Fläche	HSS	N
71616	142	Werksnorm	blank	Zentrierbohrer ohne Fläche	VHM	N
71862	102	DIN 6537L	blank	SuperV-Bohrer, 3-schneidig	VHM	SuperV83-GAL
71994	93	Werksnorm	blank	SuperV-Bohrer mit Innenkühlung	VHM	SuperV95-GG
71995	80	Werksnorm	blank	SuperV-Bohrer mit Innenkühlung	VHM	SuperV95-GG
71996	94	Werksnorm	blank	SuperV-Bohrer mit Innenkühlung	VHM	SuperV95-GG
71997	96	Werksnorm	blank	SuperV-Bohrer mit Innenkühlung	VHM	SuperV95-GN
71998	103	Werksnorm	ATIN+	SuperV-NX VHM-Hochleistungs-Kleinstbohrer ohne Innenkühlung	VHM	SuperV-NX
71999	104	Werksnorm	ATIN+	SuperV-NX VHM-Hochleistungs-Kleinstbohrer ohne Innenkühlung	VHM	SuperV-NX
72200	330	DIN 344	dampfbehandelt	Aufbohrer mit Zylinderschaft	HSS	N
72210	331	DIN 343	dampfbehandelt	Aufbohrer mit Morsekegel	HSS	N
72304	734	DIN 373	blank	Flachsinker mit Führungszapfen, Senkung fein	HSS	
72305	735	DIN 373	blank	Flachsinker mit Führungszapfen, Senkung mittel	HSS	
72326	726	DIN 334	blank	Kegelsenker 60°	HSS	
72345	731	DIN 335	dampfbehandelt	Kegelsenker 90°	HSS	
72346	728	DIN 335	blank	Kegelsenker 90°	HSS	
72356	730	DIN 335	blank	Kegelsenker 90°	HSS	
72399	732	DIN 335	blank	Kegelsenkersätze 90°	HSS	
72600	724	DIN 206	blank	Hand-Reibahlen	HSS	
72610	725	DIN 206	blank	Hand-Reibahlen	HSS	
72640	716	DIN 212-2	blank	Maschinen-Reibahlen	HSS-E	
72650	717	DIN 212-2	blank	Maschinen-Reibahlen	HSS-E	
72654	714	DIN 212-2	blank	Maschinen-Reibahlen	HSS-E	
72660	718	DIN 208	blank	Maschinen-Reibahlen	HSS-E	
72670	719	DIN 208	blank	Maschinen-Reibahlen	HSS-E	
72680	721	DIN 311	nitriert	Maschinen-Nietloch-Reibahlen	HSS	
72690	720	DIN 212-2	blank	Maschinen-Schäl-Reibahlen	HSS-E	
72730	723	DIN 9	blank	Hand-Kegel-Reibahlen	HSS	
72741	722	DIN 2179	blank	Maschinen-Kegel-Reibahlen	HSS-E	
72859	709	~DIN 8051	blank	HM-Maschinen Reibahlen	HM	
72860	708	~DIN 8051	blank	HM-Maschinen Reibahlen	HM	
72867	705	~DIN 8050	blank	HM-Maschinen Reibahlen	HM	
72868	704	~DIN 8050	blank	HM-Maschinen Reibahlen	HM	
72870	694	Werksnorm	ATIN nano	VHM-Hochleistungs-Reibahlen	VHM	SuperR-HS-S
72871	695	Werksnorm	ATIN nano	VHM-Hochleistungs-Reibahlen	VHM	SuperR-HS-D
72872	696	Werksnorm	ATIN nano	VHM-Hochleistungs-Reibahlen	VHM	SuperR-HS-S
72873	698	Werksnorm	ATIN nano	VHM-Hochleistungs-Reibahlen	VHM	SuperR-HS-D
72880	706	~DIN 8093	blank	HM-Maschinen Reibahlen	HM	
72881	707	~DIN 8093	blank	HM-Maschinen Reibahlen	HM	
72900	710	DIN 212-3	blank	NC-Maschinen-Reibahlen	HSS-E	
72910	712	DIN 212-3	blank	NC-Maschinen-Reibahlen	HSS-E	
72920	700	Werksnorm	blank	NC-Maschinen-Reibahlen	VHM	
72930	702	Werksnorm	blank	NC-Maschinen-Reibahlen	VHM	
73011	384	DIN 371	blank	Gewindebohrer für Metrische ISO-Gewinde	VHM	H
73033	366	DIN 371	dampfbehandelt	Gewindebohrer für Metrische ISO-Gewinde	HSS-E	Produktiv N
73038	367	DIN 376	dampfbehandelt	Gewindebohrer für Metrische ISO-Gewinde	HSS-E	Produktiv N
73046	372	DIN 371	dampfbehandelt	Gewindebohrer für Metrische ISO-Gewinde	HSS-E	Intensiv N
73047	375	DIN 371	blank	Gewindebohrer für Metrische ISO-Gewinde	HSS-E	Intensiv N
73048	374	DIN 376	dampfbehandelt	Gewindebohrer für Metrische ISO-Gewinde	HSS-E	Intensiv N
73120	474	~DIN 371	blank	Gewindeformer mit Schmiemuten für Metr. ISO-Gewinde	HSS-E	Durativ
73121	482	DIN 371	blank	Gewindeformer ohne Schmiemuten für Metr. ISO-Gewinde	HSS-E	Durativ
73126	380	DIN 371	blank	Gewindebohrer für Metrische ISO-Gewinde	HSS-E	Massiv N
73131	431	DIN 371	blank	Gewindebohrer für Metrische ISO-Gewinde	HSS-E	Produktiv W
73132	386	DIN 371	blank	Gewindebohrer für Metrische ISO-Gewinde	HSS-E	Produktiv N
73133	387	DIN 371	blank	Gewindebohrer für Metrische ISO-Gewinde	HSS-E	Produktiv N
73136	434	DIN 376	blank	Gewindebohrer für Metrische ISO-Gewinde	HSS-E	Intensiv W
73138	389	DIN 376	blank	Gewindebohrer für Metrische ISO-Gewinde	HSS-E	Produktiv N

Katalog-Nr. Verzeichnis

Katalog-Nr.	Seite	Norm	Oberfläche	Bezeichnung	Schneidstoff	Typ
73145	391	DIN 371	blank	Gewindebohrer für Metrische ISO-Gewinde	HSS-E	Intensiv N
73146	392	DIN 371	blank	Gewindebohrer für Metrische ISO-Gewinde	HSS-E	Intensiv N
73148	395	DIN 376	blank	Gewindebohrer für Metrische ISO-Gewinde	HSS-E	Intensiv N
73156	433	DIN 371	blank	Gewindebohrer für Metrische ISO-Gewinde	HSS-E	Intensiv W
73173	443	DIN 374	blank	Gewindebohrer für Metrische ISO-Feingewinde	HSS-E	Intensiv N
73176	414	DIN 371	dampfbehandelt	Gewindebohrer für Metrische ISO-Gewinde	HSS-E	Produktiv HD
73177	418	DIN 376	dampfbehandelt	Gewindebohrer für Metrische ISO-Gewinde	HSS-E	Produktiv HD
73178	446	DIN 374	dampfbehandelt	Gewindebohrer für Metrische ISO-Feingewinde	HSS-E	Produktiv HD
73180	447	DIN 374	dampfbehandelt	Gewindebohrer für Metrische ISO-Feingewinde	HSS-E	Intensiv HD
73183	439	DIN 374	dampfbehandelt	Gewindebohrer für Metrische ISO-Feingewinde	HSS-E	Produktiv N
73185	378	DIN 371	blank	Gewindebohrer für Metrische ISO-Gewinde	HSS-E	N
73187	440	DIN 374	dampfbehandelt	Gewindebohrer für Metrische ISO-Feingewinde	HSS-E	Intensiv N
73189	432	DIN 376	blank	Gewindebohrer für Metrische ISO-Gewinde	HSS-E	Produktiv W
73191	379	DIN 376	blank	Gewindebohrer für Metrische ISO-Gewinde	HSS-E	N
73194	448	DIN 374	nitriert	Gewindebohrer für Metrische ISO-Feingewinde	HSS-E	GG
73201	429	DIN 371	nitriert	Gewindebohrer für Metrische ISO-Gewinde	HSS-E	GG
73211	430	DIN 376	nitriert	Gewindebohrer für Metrische ISO-Gewinde	HSS-E	GG
73221	393	DIN 371	blank	Gewindebohrer für Metrische ISO-Gewinde	HSS-E	Intensiv N
73227	396	DIN 376	blank	Gewindebohrer für Metrische ISO-Gewinde	HSS-E	Intensiv N
73237	441	DIN 374	blank	Gewindebohrer für Metrische ISO-Feingewinde	HSS-E	N
73243	498	DIN 357	blank	Maschinen-Muttergewindebohrer für Metrische ISO-Gewinde	HSS-E	N
73248	497	Werksnorm	blank	Kombibohrer für Metrische ISO-Gewinde	HSS-E	N
73250	442	DIN 374	blank	Gewindebohrer für Metrische ISO-Feingewinde	HSS-E	Produktiv N
73286	467	DIN 5156	blank	Gewindebohrer für Whitworth-Rohrgewinde	HSS-E	Intensiv N
73288	469	DIN 5156	dampfbehandelt	Gewindebohrer für Whitworth-Rohrgewinde	HSS-E	Intensiv HD
73293	463	Werksnorm	dampfbehandelt	Gewindebohrer für NPT-Gewinde	HSS-E	VA
73295	473	Werksnorm	blank	Kurze Gewindebohrer für NPT-Gewinde	HSS-E	N
73296	472	DIN 40432	blank	Kurze Gewindebohrer für Panzerrohrgewinde	HSS-E	N
73297	453	~DIN 371	dampfbehandelt	Gewindebohrer für UNC-Gewinde	HSS-E	Produktiv HD
73298	454	~DIN 376	dampfbehandelt	Gewindebohrer für UNC-Gewinde	HSS-E	Produktiv HD
73299	461	~DIN 374	dampfbehandelt	Gewindebohrer für UNF-Gewinde	HSS-E	Produktiv HD
73300	468	DIN 5156	dampfbehandelt	Gewindebohrer für Whitworth-Rohrgewinde	HSS-E	Produktiv HD
73304	455	~DIN 371	dampfbehandelt	Gewindebohrer für UNC-Gewinde	HSS-E	Intensiv HD
73305	456	~DIN 376	dampfbehandelt	Gewindebohrer für UNC-Gewinde	HSS-E	Intensiv HD
73306	462	~DIN 374	dampfbehandelt	Gewindebohrer für UNF-Gewinde	HSS-E	Intensiv HD
73308	449	~DIN 371	dampfbehandelt	Gewindebohrer für UNC-Gewinde	HSS-E	Produktiv N
73309	450	~DIN 376	dampfbehandelt	Gewindebohrer für UNC-Gewinde	HSS-E	Produktiv N
73310	459	~DIN 374	dampfbehandelt	Gewindebohrer für UNF-Gewinde	HSS-E	Produktiv N
73321	464	DIN 5156	dampfbehandelt	Gewindebohrer für Whitworth-Rohrgewinde	HSS-E	Produktiv N
73322	451	~DIN 371	dampfbehandelt	Gewindebohrer für UNC-Gewinde	HSS-E	Intensiv N
73323	452	~DIN 376	dampfbehandelt	Gewindebohrer für UNC-Gewinde	HSS-E	Intensiv N
73324	460	~DIN 374	dampfbehandelt	Gewindebohrer für UNF-Gewinde	HSS-E	Intensiv N
73325	465	DIN 5156	dampfbehandelt	Gewindebohrer für Whitworth-Rohrgewinde	HSS-E	Intensiv N
73326	457	~DIN 371	nitriert	Gewindebohrer für UNC-Gewinde	HSS-E	GG
73327	458	~DIN 376	nitriert	Gewindebohrer für UNC-Gewinde	HSS-E	GG
73345	470	DIN 5156	nitriert	Gewindebohrer für Whitworth-Rohrgewinde	HSS-E	GG
73400	499	DIN EN 22568	blank	Schneideisen für Metrische ISO-Gewinde	HSS	
73410	500	DIN EN 22568	blank	Schneideisen für Metrische ISO-Gewinde	HSS	
73413	501	DIN EN 22568	nitriert	Schneideisen für Metrische ISO-Gewinde	HSS-E	
73521	493	DIN 2181	blank	Hand-Gewindebohrer für Metr. ISO-Feingewinde, Satz	HSS	N
73522	496	DIN 5157	blank	Hand-Gewindebohrer für Rohrgewinde, Satz	HSS	N
73531	491	DIN 352	blank	Hand-Gewindebohrer für Metr. ISO-Gewinde, Satz, rechtsschneidend	HSS	N
73532	492	DIN 352	blank	Hand-Gewindebohrer für Metr. ISO-Gewinde, Satz, linksschneidend	HSS	N
73534	495	~DIN 352	blank	Hand-Gewindebohrer für BSW-Gewinde, Satz	HSS	N
73535	494	~DIN 352	blank	Hand-Gewindebohrer für UNC-Gewinde, Satz	HSS	N
73619	406	DIN 371	blank	Gewindebohrer für Metrische ISO-Gewinde	HSS-E-PM	H R15
73640	400	DIN 371	blank	Gewindebohrer für Metrische ISO-Gewinde	HSS-E-PM	Produktiv H
73641	415	DIN 371	blank	Gewindebohrer für Metrische ISO-Gewinde	HSS-E-PM	Produktiv HD
73642	401	DIN 371	nitriert	Gewindebohrer für Metrische ISO-Gewinde	HSS-E	Produktiv H
73643	419	DIN 376	blank	Gewindebohrer für Metrische ISO-Gewinde	HSS-E-PM	Produktiv HD
73645	403	DIN 376	nitriert	Gewindebohrer für Metrische ISO-Gewinde	HSS-E	Produktiv H
73646	445	DIN 374	nitriert	Gewindebohrer für Metrische ISO-Feingewinde	HSS-E	Produktiv H
73659	426	DIN 376	dampfbehandelt	Gewindebohrer für Metrische ISO-Gewinde	HSS-E	Intensiv HD
73660	422	DIN 371	dampfbehandelt	Gewindebohrer für Metrische ISO-Gewinde	HSS-E	Intensiv HD
73661	407	DIN 371	blank	Gewindebohrer für Metrische ISO-Gewinde	HSS-E	Intensiv H
73662	423	DIN 371	blank	Gewindebohrer für Metrische ISO-Gewinde	HSS-E-PM	Intensiv HD
73664	409	DIN 376	blank	Gewindebohrer für Metrische ISO-Gewinde	HSS-E	Intensiv H
73665	427	DIN 376	blank	Gewindebohrer für Metrische ISO-Gewinde	HSS-E-PM	Intensiv HD
73666	410	DIN 376	blank	Gewindebohrer für Metrische ISO-Gewinde	HSS-E-PM	H R15
73810	485	Werksnorm	blank	Gewindefräser mit Senkflase für Metr. ISO-Gewinde	VHM	TMC SP
73820	488	Werksnorm	blank	Gewindefräser mit Senkflase für Metr. ISO-Feingewinde	VHM	TMC SP
73830	489	Werksnorm	blank	Gewindefräser ohne Senkflase für Metr. ISO-Gewinde	VHM	TM SP

Katalog-Nr. Verzeichnis

Katalog-Nr.	Seite	Norm	Oberfläche	Bezeichnung	Schneidstoff	Typ
74202	585	DIN 6527L	blank	Bohrmutterfräser Alu	VHM	W
74203	623	DIN 6527L	blank	Schrupfpräser	VHM	WR
74204	584	DIN 6527K	blank	Bohrmutterfräser Alu	VHM	W
74206	586	Werksnorm	blank	Bohrmutterfräser Alu	VHM	W
74231	652	DIN 327	blank	Langlochfräser (2-Schneider)	M42	N
74243	654	DIN 844K	blank	Langlochfräser (2-Schneider)	M42	N
74244	656	DIN 844L	blank	Langlochfräser (2-Schneider)	M42	N
74280	658	DIN 327	blank	Bohrmutterfräser (3-Schneider)	M42	N
74282	660	DIN 844K	blank	Bohrmutterfräser (3-Schneider)	M42	N
74294	663	DIN 844L	blank	Bohrmutterfräser (3-Schneider)	M42	N
74303	624	DIN 6527L	blank	Schrupfpräser	VHM	WR
74404	593	Werksnorm	blank	Langlochfräser (2-Schneider)	VHM	N
74424	602	Werksnorm	blank	Bohrmutterfräser (3-Schneider)	VHM	N
74478	605	DIN 6527L	blank	Bohrmutterfräser NH (3-Schneider)	VHM	NH
74479	587	Werksnorm	blank	Bohrmutterfräser Alu	VHM	W
74520	588	DIN 6527K	blank	Langlochfräser (2-Schneider)	VHM	N
74521	591	DIN 6527L	blank	Langlochfräser (2-Schneider)	VHM	N
74522	597	DIN 6527K	blank	Bohrmutterfräser (3-Schneider)	VHM	N
74523	600	DIN 6527L	blank	Bohrmutterfräser (3-Schneider)	VHM	N
74525	609	DIN 6527L	blank	Schafffräser (4-Schneider)	VHM	N
74531	632	DIN 6528	blank	Radiusfräser	VHM	N
74543	627	DIN 6527L	blank	Radiusfräser	VHM	N
74545	630	Werksnorm	blank	Radiusfräser	VHM	N
74552	548	Werksnorm	blank	SuperF-UT-Fräser Al-3	VHM	SuperF-UT Al-3
74553	549	Werksnorm	blank	SuperF-UT-Fräser Al-3	VHM	SuperF-UT Al-3
74554	544	DIN 6527L	blank	SuperF-UT-Fräser Al	VHM	SuperF-UT Al
74555	545	DIN 6527L	blank	SuperF-UT-Fräser Al	VHM	SuperF-UT Al
74617	666	DIN 844K	blank	Schafffräser (mehrschneidig)	M42	N
74800	670	Werksnorm	blank	Schafffräser (4-Schneider)	M42	N
74816	674	DIN 844K	blank	Schrupfpräser (4-Schneider)	M42	NR
74825	672	DIN 844K	blank	Schrupfpräser (3-Schneider)	HSS-E-PM	NRf
74836	678	DIN 844L	blank	Schrupfpräser (4-Schneider)	M42	NR
74845	676	DIN 844K	blank	Schrupfpräser (4-Schneider)	HSS-E-PM	NRf
74847	668	DIN 844L	blank	Schafffräser (mehrschneidig)	M42	N
75017	147	Werksnorm	TiN	Einlippenbohrer SuperT-N	HM	SuperT-N
75018	146	Werksnorm	TiN	Einlippenbohrer SuperT-N	HM	SuperT-N
75020	156	Werksnorm	blank	Einlippenbohrer TBE-VHM	VHM	TBE-VHM
75021	160	Werksnorm	blank	Einlippenbohrer TBE-VHM	VHM	TBE-VHM
75022	148	Werksnorm	TiN	Einlippenbohrer SuperT-N	HM	SuperT-N
75023	149	Werksnorm	TiN	Einlippenbohrer SuperT-N	HM	SuperT-N
75024	154	Werksnorm	blank	Einlippenbohrer TBE-VHM	VHM	TBE-VHM
75026	158	Werksnorm	blank	Einlippenbohrer TBE-VHM	VHM	TBE-VHM
76000	125	Werksnorm	vernickelt	SuperV-AP maxi Wechsellattenhalter		SuperV-AP maxi
76001	126	Werksnorm	vernickelt	SuperV-AP maxi Wechsellattenhalter		SuperV-AP maxi
76003	127	Werksnorm	vernickelt	SuperV-AP maxi Wechsellattenhalter		SuperV-AP maxi
76011	128	Werksnorm	TiN	SuperV-AP maxi Wechsellatte	VHM	SuperV-AP maxi
76020	130	Werksnorm		Spannschrauben		
76021	131	Werksnorm		Torx-Schraubendreher		
77000	110	Werksnorm	vernickelt	SuperV-AP mini Wechsellattenhalter		SuperV-AP mini
77001	111	Werksnorm	vernickelt	SuperV-AP mini Wechsellattenhalter		SuperV-AP mini
77003	112	Werksnorm	vernickelt	SuperV-AP mini Wechsellattenhalter		SuperV-AP mini
77004	113	Werksnorm	vernickelt	SuperV-AP mini Wechsellattenhalter		SuperV-AP mini
77007	109	Werksnorm	vernickelt	SuperV-AP mini Wechsellattenhalter		SuperV-AP mini
77011	123	Werksnorm	AlTiN nano	SuperV-AP mini Wechsellatte	VHM	SuperV-AP mini NC
77012	120	Werksnorm	blank	SuperV-AP mini Wechsellatte	VHM	SuperV-AP mini AL
77020	130	Werksnorm		Spannschrauben		
77021	131	Werksnorm		Torx-Bit Einsätze		
77022	131	Werksnorm		Drehmomentschlüssel		
78206	770			Einsätze für Schnellwechsel-Gewindeschneidfutter		
78213	749	Werksnorm	blank	Hydraulik-Dehnspannfutter SK mit erhöhter Spannkraft		
78221	750	Werksnorm	blank	Hydraulik-Dehnspannfutter MAS/BT mit erhöhter Spannkraft		
78232	758	DIN 69882-4	blank	Zylinderschaftaufnahmen Weldon HSK-A		
78233	762	Werksnorm	brüniert	Zylinderschaftaufnahmen WhistleNotch MAS/BT		
78234	763	Werksnorm	brüniert	Zylinderschaftaufnahmen Weldon MAS/BT		
78240	766	Werksnorm		NC-Bohrfutter MAS/BT mit Innenkühlung		
78242	765	Werksnorm		NC-Bohrfutter SK mit Innenkühlung		
78299	748	DIN 69882-7	blank	Hydraulik-Dehnspannfutter HSK-A mit erhöhter Spannkraft		
78308	768	Werksnorm		Gewindebohr-Spannzangen		
78317	760	Werksnorm	brüniert	Zylinderschaftaufnahmen Weldon SK		
78322	761	Werksnorm	brüniert	Zylinderschaftaufnahmen Whistle Notch SK		
78326	767	Werksnorm		Synchrofutter Zylinderschaft mit Innenkühlung		
78334	759	DIN 69882-5	blank	Zylinderschaftaufnahmen Whistle Notch HSK-A		

Katalog-Nr. Verzeichnis

Katalog-Nr.	Seite	Norm	Oberfläche	Bezeichnung	Schneidstoff	Typ
78335	772	Werksnorm		Dichtscheiben		
78340	769	Werksnorm		Schnellwechsel-Gewindeschneidfutter ohne Innenkühlung		
78346	764	Werksnorm		NC-Bohrfutter HSK-A mit Innenkühlung		
78364	771	Werksnorm		Einstellschrauben „plan“ für Synchrofutter mit Innenkühlung		
78368	751	Werksnorm		Reduzierbuchsen abgedichtet für Hydraulik-Dehnspannfutter		
78369	752	Werksnorm		Reduzierbuchsen für Hydraulik-Dehnspannfutter		
78729	756	Werksnorm	blank	Schrumpffutter SK		
78736	753	DIN 69882-8	blank	Schrumpffutter HSK-A		
78738	755	Werksnorm	blank	Schrumpffutter SK		
78739	757	Werksnorm	blank	Schrumpffutter MAS/BT		
78755	754	Werksnorm	blank	Schrumpffutter HSK-A mit Peripheriekühlung		
78877	256	Werksnorm		Spiralbohrer-Sätze		
78878	256	Werksnorm		Spiralbohrer-Sätze		
78879	254	DIN 338	dampfbehandelt	Spiralbohrer-Sätze	HSS	N
78880	255	DIN 338	TiN Kopf	Spiralbohrer-Sätze	HSS	N
79012	254	DIN 338	blank	Spiralbohrer-Sätze	HSS-Co	NX





HARTMETALL

BOHRWERKZEUGE



ISO-CODES

P	Stahl, hochlegierter Stahl
M	Rostfreier Stahl
K	Grauguss, Sphäroguss und Temperguss
N	Aluminium und andere Nichteisenmetalle
S	Sonder-, Super- und Titanlegierungen
H	Gehärteter Stahl und Hartguss

Auf den Produktseiten finden Sie zu jedem Werkzeug Empfehlungen zur Eignung für die Anwendungsgruppen bzw. die Angaben von max. Zugfestigkeit und Härte:

- optimal geeignet
- bedingt geeignet
- nicht geeignet



PIKTOGRAMME

SCHNEIDSTOFF	VHM				HM						
	Vollhartmetall				Hartmetall						
BESCHICHTUNG	blank	vernickelt	TiN	TiAlN nano	AlTiN nano	Al-TiN	TiAlN	TiCN	Al-TiN+		
Ø-TOLERANZ	h5	h6	h7	h8	m7						
BOHRTIEFE	1,5xD	3xD	4xD	5xD	7xD	8xD	10xD	12xD	15xD		
	20xD	25xD	30xD	40xD	50xD	75xD	80xD	~3xD	~5xD		
SCHNEIDRICHTUNG	 rechts										
SCHAFTFORM	Cyl	HA	HE	MK							
SPITZENWINKEL	90°	118°	120°	130°	135°	140°	142°	145°			
NORM	DIN 6539	DIN 6537K	DIN 6537L	DIN 8037	DIN 8041	WN					
	Werksnorm										
TYP	SuperV-F	SuperV-U	SuperV-IK-U	SuperV-VA	SuperV-95-GG	SuperV-IK-F	SuperV-95-GN	SuperV-T	SuperV-83-GAL	N	TBE-VHM
	SuperV-NX	SuperV-IK-NX	SuperV-M	SuperV-AP mini	SuperV-AP mini U	SuperV-AP mini VA	SuperV-AP mini AL	SuperV-AP mini NC	SuperV-APmaxi	SuperT-AL	SuperT-N

P	M	K	N	S	H	Typ	Schaftform	Bohrtiefe	Schneidstoff	Oberfläche	Norm	d1/mm	Katalog-Nr.	Progr. Seite
---	---	---	---	---	---	-----	------------	-----------	--------------	------------	------	-------	-------------	--------------

SuperV-Bohrer ohne Innenkühlung

	○	●	○	○	●	●	SuperV-F	zyl.	3xD	VHM	TiN	DIN 6539	3,000 - 12,000	61888	63
	●	○	○	○	○	○	SuperV-U	HA	3xD	VHM	TiAlN-nano	DIN 6537K	3,000 - 20,000	51873	64
	●	○	○	○	○	○	SuperV-U	HE	3xD	VHM	TiAlN-nano	DIN 6537K	3,000 - 20,000	51871	66
	●	○	○	○	○	○	SuperV-U	HA	5xD	VHM	TiAlN-nano	DIN 6537L	3,000 - 20,000	51787	68
	●	○	○	○	○	○	SuperV-U	HE	5xD	VHM	TiAlN-nano	DIN 6537L	3,000 - 20,000	51887	70

SuperV-Bohrer mit Innenkühlung

	●	○	○	○	○	○	SuperV-IK-U	HA	3xD	VHM	TiAlN-nano	DIN 6537K	3,000 - 20,000	51776	72
	●	○	○	○	○	○	SuperV-IK-U	HE	3xD	VHM	TiAlN-nano	DIN 6537K	3,000 - 20,000	51876	74
	○	○	○	○	○	○	SuperV-VA	HA	3xD	VHM	AlTiN nano	DIN 6537K	3,000 - 20,000	51770	76
	○	○	○	○	○	○	SuperV-VA	HE	3xD	VHM	AlTiN nano	DIN 6537K	3,000 - 20,000	51771	78
	○	○	○	○	○	○	SuperV95-GG	HA	4xD	VHM	blank	Werksnorm	3,000 - 21,500	71995	80
	○	●	○	○	●	●	SuperV-IK-F	HE	5xD	VHM	TiN	DIN 6537L	4,000 - 25,000	61880	82
	●	○	○	○	○	○	SuperV-IK-U	HA	5xD	VHM	TiAlN-nano	DIN 6537L	3,000 - 20,000	51781	83
	●	○	○	○	○	○	SuperV-IK-U	HE	5xD	VHM	TiAlN-nano	DIN 6537L	3,000 - 20,000	51881	85
	○	○	○	○	○	○	SuperV-VA	HA	5xD	VHM	AlTiN nano	DIN 6537L	3,000 - 20,000	51772	87
	○	○	○	○	○	○	SuperV-VA	HE	5xD	VHM	AlTiN nano	DIN 6537L	3,000 - 20,000	51773	89

P	M	K	N	S	H	Typ	Schaftform	Bohrtiefe	Schneidstoff	Oberfläche	Norm	d1/mm	Katalog-Nr.	Progr. Seite
---	---	---	---	---	---	-----	------------	-----------	--------------	------------	------	-------	-------------	--------------

SuperV-Bohrer mit Innenkühlung

	•	○	•	○	○	○	SuperV-IK-U	HA	7xD	VHM	TiAlN-nano Werksnorm	3,000 - 20,000	51789	91
	•	○	•	○	○	○	SuperV-IK-U	HE	7xD	VHM	TiAlN-nano Werksnorm	3,000 - 20,000	51889	92
			•	○	○		SuperV95-GG	HA	7xD	VHM	blank Werksnorm	3,000 - 20,000	71994	93
			•	○	○		SuperV95-GG	HA	10xD	VHM	blank Werksnorm	3,000 - 20,000	71996	94
	•	○	•	○	○		SuperV-IK-U	HA	12xD	VHM	TiAlN-nano Werksnorm	3,000 - 20,000	51893	95
			•	○	○		SuperV95-GN	HA	15xD	VHM	blank Werksnorm	5,000 - 14,000	71997	96
	•	•	•	○	○		SuperV-T	HA	15xD	VHM	AlTiN Werksnorm	3,000 - 14,000	51764	97
	•	•	•	○	○		SuperV-T	HA	20xD	VHM	AlTiN Werksnorm	3,000 - 14,000	51765	98
	•	•	•	○	○		SuperV-T	HA	25xD	VHM	AlTiN Werksnorm	3,000 - 12,000	51766	99
	•	•	•	○	○		SuperV-T	HA	30xD	VHM	AlTiN Werksnorm	3,000 - 10,000	51767	100
	•	•	•	○	○		SuperV-T	HA	40xD	VHM	AlTiN Werksnorm	3,000 - 8,000	51768	101

SuperV-Bohrer, 3-schneidig

			•	•	○		SuperV83-GAL	HA	5xD	VHM	blank DIN 6537L	3,000 - 20,000	71862	102
--	--	--	---	---	---	--	--------------	----	-----	-----	-----------------	----------------	-------	-----

SuperV-NX VHM-Hochleistungs-Kleinstbohrer ohne Innenkühlung

	•	○	•	○	○		SuperV-NX	zyl.	4xD	VHM	AlTiN+ Werksnorm	0,500 - 3,000	71998	103
	•	○	•	○	○		SuperV-NX	HA	7xD	VHM	AlTiN+ Werksnorm	0,500 - 3,000	71999	104

P	M	K	N	S	H	Typ	Schaftform	Bohrtiefe	Schneidstoff	Oberfläche	Norm	d1/mm	Katalog-Nr.	Progr. Seite
---	---	---	---	---	---	-----	------------	-----------	--------------	------------	------	-------	-------------	--------------

SuperV-NX VHM-Hochleistungs-Kleinstbohrer mit Innenkühlung

	•	•	•	○	○	SuperV-IK-NX	HA	5xD	VHM	AlTiN	Werksnorm	1,400 - 3,000	51997	105
	•	•	•	○	○	SuperV-IK-NX	HA	8xD	VHM	AlTiN	Werksnorm	1,400 - 3,000	51998	106
	•	•	•	○	○	SuperV-IK-NX	HA	15xD	VHM	AlTiN	Werksnorm	1,400 - 3,000	51999	107

SuperV-M VHM-Universal-Kleinstbohrer

	•	•	•	○	○	SuperV-M	HA		VHM	AlTiN	Werksnorm	0,100 - 3,000	51720	108
--	---	---	---	---	---	----------	----	--	-----	-------	-----------	---------------	-------	-----

SuperV-AP mini Wechselplattenhalter

						SuperV-AP mini	HE	1,5xD		vernickelt	Werksnorm		77007	109
						SuperV-AP mini	HE	3xD		vernickelt	Werksnorm		77000	110
						SuperV-AP mini	HE	5xD		vernickelt	Werksnorm		77001	111
						SuperV-AP mini	HE	7xD		vernickelt	Werksnorm		77003	112
						SuperV-AP mini	HE	10xD		vernickelt	Werksnorm		77004	113

SuperV-AP mini Wechselplatte

	•	•	○	○		SuperV-AP mini U			VHM	TiAlN-nano	Werksnorm	11,000 - 40,000	67011	114
	•	•	○	○		SuperV-AP mini VA			VHM	AlTiN nano	Werksnorm	11,000 - 40,000	67012	117
	•	•	○	○	•	SuperV-AP mini AL			VHM	blank	Werksnorm	11,000 - 40,000	77012	120

P	M	K	N	S	H	Typ	Schaftform	Bohrtiefe	Schneidstoff	Oberfläche	Norm	d1/mm	Katalog-Nr.	Progr. Seite
---	---	---	---	---	---	-----	------------	-----------	--------------	------------	------	-------	-------------	--------------

SuperV-AP mini Wechselplatte



•	•	•	•	○		SuperV-AP mini NC			VHM	AlTiN nano	Werksnorm	11,000 - 40,000	77011	123
---	---	---	---	---	--	-------------------	--	--	------------	------------	-----------	-----------------	--------------	-----

SuperV-AP maxi Wechselplattenhalter



						SuperV-AP maxi	HE	3xD		vernickelt	Werksnorm		76000	125
--	--	--	--	--	--	----------------	----	-----	--	------------	-----------	--	--------------	-----



						SuperV-AP maxi	HE	5xD		vernickelt	Werksnorm		76001	126
--	--	--	--	--	--	----------------	----	-----	--	------------	-----------	--	--------------	-----



						SuperV-AP maxi	HE	7xD		vernickelt	Werksnorm		76003	127
--	--	--	--	--	--	----------------	----	-----	--	------------	-----------	--	--------------	-----

SuperV-AP maxi Wechselplatte



•	•	•	○			SuperV-AP maxi			VHM	TiN	Werksnorm	16,000 - 40,500	76011	128
---	---	---	---	--	--	----------------	--	--	------------	-----	-----------	-----------------	--------------	-----



•	•	•	○			SuperV-AP maxi			VHM	TiAlN	Werksnorm	16,000 - 40,500	56011	129
---	---	---	---	--	--	----------------	--	--	------------	-------	-----------	-----------------	--------------	-----

Spannschrauben



											Werksnorm		76020	130
--	--	--	--	--	--	--	--	--	--	--	-----------	--	--------------	-----



											Werksnorm		77020	130
--	--	--	--	--	--	--	--	--	--	--	-----------	--	--------------	-----



											Werksnorm		77022	131
--	--	--	--	--	--	--	--	--	--	--	-----------	--	--------------	-----



											Werksnorm		77021	131
--	--	--	--	--	--	--	--	--	--	--	-----------	--	--------------	-----



											Werksnorm		76021	131
--	--	--	--	--	--	--	--	--	--	--	-----------	--	--------------	-----

P	M	K	N	S	H	Typ	Schaftform	Bohrtiefe	Schneidstoff	Oberfläche	Norm	d1/mm	Katalog-Nr.	Progr. Seite
---	---	---	---	---	---	-----	------------	-----------	--------------	------------	------	-------	-------------	--------------

Spiralbohrer extra kurz

	•	•	•	•		N	zyl.	~3xD	VHM	blank	DIN 6539	1,000 - 15,000	71184	132
	•	•	•	•		N	zyl.	~3xD	VHM	TiAlN-nano	DIN 6539	1,000 - 12,000	51184	134

Spiralbohrer kurz

	•	•	•	•		N	zyl.	~5xD	VHM	blank	Werksnorm	1,000 - 12,000	71290	135
--	---	---	---	---	--	---	------	------	-----	-------	-----------	----------------	-------	-----

NC-Anbohrer

	•	•	•	•	•	N	HA		VHM	blank	Werksnorm	5,000 - 20,000	71190	137
	•	•	•	•	•	N	HA		VHM	blank	Werksnorm	5,000 - 20,000	71191	138
	•	•	•	•	•	N	HB		VHM	blank	Werksnorm	4,000 - 20,000	71189	139

Spiralbohrer mit HM-Schneiden

	○	•	○	○		N	zyl.		HM	blank	DIN 8037	3,000 - 20,000	71180	140
	○	•	○	○	○	N	MK		HM	blank	DIN 8041	11,000 - 33,000	71380	141

Zentrierbohrer ohne Fläche

	•	○	•	•	○	N			VHM	blank	Werksnorm	1,000 - 6,300	71616	142
--	---	---	---	---	---	---	--	--	-----	-------	-----------	---------------	-------	-----

P	M	K	N	S	H	Typ	Schaftform	Bohrtiefe	Schneidstoff	Oberfläche	Norm	d1/mm	Katalog-Nr.	Progr. Seite
---	---	---	---	---	---	-----	------------	-----------	--------------	------------	------	-------	-------------	--------------

Einlippenbohrer SuperT-AL

	•	•	•	•	•	SuperT-AL	HA	25xD	VHM	AlTiN nano	Werksnorm	2,380 - 12,000	55027	143
	•	•	•	•	•	SuperT-AL	HA	50xD	VHM	AlTiN nano	Werksnorm	2,380 - 8,000	55028	144
	•	•	•	•	•	SuperT-AL	HA	75xD	VHM	AlTiN nano	Werksnorm	2,380 - 6,000	55029	145

Einlippenbohrer SuperT-N

	•	•	•	•	•	SuperT-N	HA	20xD	HM	TiN	Werksnorm	4,000 - 12,000	75018	146
	•	•	•	•	•	SuperT-N	HA	30xD	HM	TiN	Werksnorm	4,000 - 12,000	75017	147
	•	•	•	•	•	SuperT-N	HA	40xD	HM	TiN	Werksnorm	4,000 - 12,000	75022	148
	•	•	•	•	•	SuperT-N	HA	80xD	HM	TiN	Werksnorm	4,950 - 11,950	75023	149

Einlippenbohrer SuperT-NX

	•	•	•	○	○	SuperT-NX	HA	20xD	HM	TiCN	Werksnorm	3,970 - 12,700	55018	150
	•	•	•	○	○	SuperT-NX	HA	30xD	HM	TiCN	Werksnorm	3,970 - 12,700	55017	151
	•	•	•	○	○	SuperT-NX	HA	40xD	HM	TiCN	Werksnorm	3,970 - 12,700	55022	152
	•	•	•	○	○	SuperT-NX	HA	80xD	HM	TiCN	Werksnorm	4,950 - 12,650	55023	153

Einlippenbohrer TBE-VHM

	•	•	•	•	○	TBE-VHM	HA	45.000	VHM	blank	Werksnorm	1,200 - 3,200	75024	154
	•	•	•	•	○	TBE-VHM	HA	45.000	VHM	AlTiN+	Werksnorm	2,000 - 3,200	55024	155

P	M	K	N	S	H	Typ	Schaftform	Bohrtiefe	Schneidstoff	Oberfläche	Norm	d1/mm	Katalog-Nr.	Progr. Seite
---	---	---	---	---	---	-----	------------	-----------	--------------	------------	------	-------	-------------	--------------

Einlippenbohrer TBE-VHM

	•	•	○	○	○	TBE-VHM	HA	80.000	VHM	blank	Werksnorm	1,200 - 5,000	75020	156
	•	•	•	○	○	TBE-VHM	HA	80.000	VHM	AlTiN+	Werksnorm	2,000 - 5,000	55020	157
	•	•	○	•	○	TBE-VHM	HA	120.000	VHM	blank	Werksnorm	1,500 - 5,000	75026	158
	•	•	•	○	○	TBE-VHM	HA	120.000	VHM	AlTiN+	Werksnorm	2,000 - 5,000	55026	159
	•	•	○	•	○	TBE-VHM	HA	160.000	VHM	blank	Werksnorm	1,500 - 8,000	75021	160
	•	•	•	○	○	TBE-VHM	HA	160.000	VHM	AlTiN+	Werksnorm	2,000 - 8,000	55021	161


Anwendung

Zuordnung nach Werkstoffen

Typ	Katalog-Nr.		Nichteisenmetalle, Aluminium	Stähle	GG, GGG	rost- und säurebest. Stähle	Nickel, Ti- Legierungen	Gehärtete Stähle
	ohne IK	mit IK						
SuperV-U	51873	51776		■				
	51871	51876		■				
	51787	51781		■				
	51887	51881		■				
		51789		■				
		51889		■				
		51893		■				
SuperV-VA		51770		■		■	■	
		51771		■		■	■	
		51772		■		■	■	
		51773		■		■	■	
SuperV-F	61888	61880		■		■	■	
SuperV-NX		51997		■		■	■	
	71998	51998		■		■	■	
	71999	51999		■		■	■	
SuperV-M	51720			■				
SuperV-T		51764		■				
		51765		■				
		51766		■				
		51767		■				
		51768		■				
SuperV95-GG		71995	■		■			
		71994	■		■			
		71996	■		■			
SuperV95-GN		71997	■		■			
SuperV83-GAL	71862		■					
SuperV-AP mini		67011		■	■			
		77012	■					
		67012	■			■		
SuperV-AP maxi		77011	NC-Wechselplatte zum Zentrieren und Pilotieren					
		76011	■					
		56011		■				

■ optimal ■ gut geeignet

Zuordnung nach Zugfestigkeit



Arbeitsrichtwerte für SuperV-Bohrer

Vorschubreihen										
Code-Buchstabe	A	B	C	D	E	F	G	H	I	
Werkzeug-Ø mm	0,50	0,004	0,006	0,007	0,008	0,010	0,012	0,014	0,016	0,019
	1,00	0,006	0,008	0,012	0,014	0,016	0,018	0,020	0,023	0,025
	2,00	0,020	0,025	0,032	0,040	0,050	0,063	0,080	0,100	0,125
	2,50	0,025	0,032	0,040	0,050	0,063	0,080	0,100	0,125	0,160
	3,15	0,032	0,040	0,050	0,063	0,080	0,100	0,125	0,160	0,160
	4,00	0,040	0,050	0,063	0,080	0,100	0,125	0,160	0,200	0,200
	5,00	0,040	0,050	0,063	0,080	0,100	0,125	0,160	0,200	0,250
	6,30	0,050	0,063	0,080	0,100	0,125	0,160	0,200	0,250	0,315
	8,00	0,063	0,080	0,100	0,125	0,160	0,200	0,250	0,315	0,315
	10,00	0,080	0,100	0,125	0,160	0,200	0,250	0,315	0,400	0,400
	12,50	0,080	0,100	0,125	0,160	0,200	0,250	0,315	0,400	0,500
	16,00	0,100	0,125	0,160	0,200	0,250	0,315	0,400	0,500	0,630
	20,00	0,125	0,160	0,200	0,250	0,315	0,400	0,500	0,630	0,630
	25,00	0,160	0,200	0,250	0,315	0,400	0,500	0,630	0,800	0,800
	31,50	0,160	0,200	0,250	0,315	0,400	0,500	0,630	0,800	1,000
	40,00	0,200	0,250	0,315	0,400	0,500	0,630	0,800	1,000	1,250
	50,00	0,250	0,310	0,400	0,500	0,630	0,800	1,000	1,250	1,250
	63,00	0,315	0,400	0,500	0,630	0,800	1,000	1,250	1,600	1,600
80,00	0,400	0,500	0,630	0,800	1,000	1,250	1,600	1,600	2,000	

Werkzeuge mit fett gedruckten Vorschubreihen-Codebuchstaben sind für die entsprechende Werkstoffgruppe vorrangig einzusetzen.

K, P, K/P

Die universelle Einsetzbarkeit unserer neuen K-Hartmetalle hat u.a. auch zur Folge, dass wir die HM-Anwendungsgruppen nur noch mit K bzw. K/P definieren.

Kühlmitteleinsatz:

- Schneidöl, hochaktiviert
- Bohrölemulsion
- ohne Schmiermittel
- nur Luftkühlung

Werkstoffgruppe	Werkstoffbeispiele, neue Bezeichnung (in Klammern alte Bezeichnung) Fettgedruckte Zahlen = Werkstoff-Nr. nach DIN EN	Zugfestigkeit MPa (N/mm ²)	Härte	Kühl- mittel
Allgemeine Baustähle	1.0035 S185(St33), 1.0486 P275N(StE285), 1.0345 P235GH(H1), 1.0425 P265GH(H2) 1.0050 E295 (St50-2), 1.0070 E360 (St70-2), 1.8937 P500NH (WStE500)	≤500 >500-850		<input checked="" type="checkbox"/> <input checked="" type="checkbox"/>
Automatenstähle	1.0718 11SMnPb30 (9SMnPb28), 1.0736 11SMn37 (9SMn36) 1.0727 46S20 (45S20), 1.0728 (60S20), 1.0757 46SPb20 (45SPb20)	≤850 850-1000		<input checked="" type="checkbox"/> <input checked="" type="checkbox"/>
Unlegierte Vergütungsstähle	1.0402 C22, 1.1178 C30E (Ck30) 1.0503 C45, 1.1191 C45E (Ck45) 1.0601 C60, 1.1221 C60E (Ck60)	≤ 700 700-850 850-1000		<input checked="" type="checkbox"/> <input checked="" type="checkbox"/> <input checked="" type="checkbox"/>
Legierte Vergütungsstähle	1.5131 50MnSi4, 1.7003 38Cr2, 1.7030 28Cr4 1.5710 36NiCr6, 1.7035 41Cr4, 1.7225 42CrMo4	850-≤1000 1000-1200		<input checked="" type="checkbox"/> <input checked="" type="checkbox"/>
Unlegierte Einsatzstähle	1.0301 (C10), 1.1121 C10E (Ck10)	≤750		<input checked="" type="checkbox"/>
Legierte Einsatzstähle	1.7043 38Cr4 1.5752 15NiCr13 (15NiCr13), 1.7131 16MnCr5, 1.7264 20CrMo5	850-≤1000 1000-1200		<input checked="" type="checkbox"/> <input checked="" type="checkbox"/>
Nitrierstähle	1.8504 34CrAl6 1.8519 31CrMoV9, 1.8550 34CrAlNi7	≥850-≤1000 >1000-1200		<input checked="" type="checkbox"/> <input checked="" type="checkbox"/>
Werkzeugstähle	1.1750 C75W, 1.2067 102Cr6, 1.2307 29CrMoV9 1.2080 X210Cr12, 1.2083 X42Cr13, 1.2419 105WCr6, 1.2767 X45NiCrMo4	≤850 >850-1000		<input checked="" type="checkbox"/> <input checked="" type="checkbox"/>
Schnellarbeitsstähle	1.3243 S 6-5-2-5, 1.3343 S 6-5-2, 1.3344 S 6-5-3	≥650-1000		<input checked="" type="checkbox"/>
Federstähle	1.5026 55Si7, 1.7176 55Cr3, 1.8159 51CrV4 (51CrV4)		≤330 HB	<input checked="" type="checkbox"/>
Gehärtete Stähle	-		≤40-48 HRC >48-60 HRC	<input checked="" type="checkbox"/> <input checked="" type="checkbox"/>
Rostfreie Stähle, geschwefelt austenitisch martensitisch	1.4005 X12CrS13, 1.4104 X14CrMoS17, 1.4105 X6CrMoS17, 1.4305 X8CrNiS18-9 1.4301 X5CrNi18-10 (V2A), 1.4541 X6CrNiTi18-10, 1.4571 X6CrNiMoTi 17-12-2 (V4A) 1.4057 X20CrNi 17 2 (X17CrNi16-2), 1.4122 X39CrMo17-1, 1.4521 X2CrMoTi18-2	≤850 ≤850 ≤850		<input checked="" type="checkbox"/> <input checked="" type="checkbox"/> <input checked="" type="checkbox"/>
Gusseisen	0.6010 EN-GJL-100(GG10), 0.6020 EN-GJL-200(GG20) 0.6025 EN-GJL-250(GG25), 0.6035 EN-GJL-350(GG35)	850-≤1000 1000-1200		<input checked="" type="checkbox"/> <input checked="" type="checkbox"/>
Kugelgraphit- und Temperguss	0.7050 EN-GJS-500-7(GGG50), 0.8035 EN-GJMW-350-4(GTW35) 0.7070 EN-GJS-700-2(GGG70), 0.8170 EN-GJMB-700-2(GTS70)		≤240 HB <300 HB	<input checked="" type="checkbox"/> <input checked="" type="checkbox"/>
Hartguss	-		≤350 HB	<input checked="" type="checkbox"/>
Neue Gusswerkstoffe GGV	EN-GJV250 (GGV25), EN-GJV350 (GGV35) EN-GJV400 (GGV40), EN-GJV500 (GGV50), SiMo6			<input checked="" type="checkbox"/> <input checked="" type="checkbox"/>
Neue Gusswerkstoffe ADI	EN-GJS-800-8 (ADI800), EN-GJS-1000-5 (ADI1000) EN-GJS-1200-2 (ADI1200), EN-GJS-1400-1 (ADI1400)	800-1000 1200-1400		<input checked="" type="checkbox"/> <input checked="" type="checkbox"/>
Sonderlegierungen	Nimonic, Inconel, Monel, Hastelloy	≤1200		<input checked="" type="checkbox"/>
Titan und Titan-Legierungen	3.7024 Ti99,5, 3.7114 TiAl5Sn2,5, 3.7124 TiCu2 3.7154 TiAl6Zr5, 3.7165 TiAl6V4, 3.7184 TiAl4Mo4Sn2,5, - TiAl8Mo1V1	≤850 >850-1200		<input checked="" type="checkbox"/> <input checked="" type="checkbox"/>
Aluminium und Al-Legierungen	3.0255 Al99,5, 3.2315 AlMgSi1, 3.3515 AlMg1	≤400		<input checked="" type="checkbox"/>
Al-Knetlegierungen	3.0615 AlMgSiPb, 3.1325 AlCuMg1, 3.3245 AlMg3Si, 3.4365 AlZnMgCu1,5	≤450		<input checked="" type="checkbox"/>
Al-Gusslegierungen ≤ 10 % Si > 10 % Si	3.2131 G-AlSi5Cu1, 3.2153 G-AlSi7Cu3, 3.2573 G-AlSi9 3.2581 G-AlSi12, 3.2583 G-AlSi12Cu, - G-AlSi12CuNiMg	≤600 ≤600		<input checked="" type="checkbox"/> <input checked="" type="checkbox"/>
Magnesium-Legierungen	3.5200 MgMn2, 3.5812.05 G-MgAl8Zn1, 3.5612.05 G-MgAl6Zn1	≤450		<input type="checkbox"/>
Kupfer, niedriglegiert	2.0070 SE-Cu, 2.1020 CuSn6, 2.1096 G-CuSn5ZnPb	≤400		<input checked="" type="checkbox"/> <input checked="" type="checkbox"/>
Messing, kurzspanend langspanend	2.0380 CuZn39Pb2, 2.0401 CuZn39Pb3, 2.0410 CuZn43Pb2 2.0250 CuZn20, 2.0280 CuZn33, 2.0332 CuZn37Pb0,5	≤600 ≤600		<input checked="" type="checkbox"/> <input checked="" type="checkbox"/>
Bronzen, kurzspanend	2.1090 CuSn7ZnPb, 2.1170 CuPb5Sn5, 2.1176 CuPb10Sn 2.0790 CuNi18Zn19Pb	≤600 >600-850		<input checked="" type="checkbox"/> <input checked="" type="checkbox"/>
Bronzen, langspanend	2.0916 CuAl5, 2.0960 CuAl9Mn, 2.1050 CuSn10 2.0980 CuAl11Ni, 2.1247 CuBe2	≤850 >850-1000		<input checked="" type="checkbox"/> <input checked="" type="checkbox"/>
Kunststoffe, duroplastisch thermoplastisch	Epoxidharz, Resopal, Pertinax, Moltopren Plexiglas, Hostalen, Novodur, Makralon			- <input checked="" type="checkbox"/>
Kunststoffe, aramidfaserverstärkt glas-/kohlefaserverstärkt	Kevlar GFK/CFK			- <input type="checkbox"/>

≤3×D Bohrtiefe

≤4×D

Katalog-Nr.	61888	51873	51871	51770	51771	51776	51876	71995
Schneidstoff	VHM	VHM	VHM	VHM	VHM	VHM	VHM	VHM
HM-Anwendgsgr.	K/P	K/P	K/P	K/P	K/P	K/P	K/P	K
Oberfläche	TiN	TiAlN nano	TiAlN nano	AlTiN nano	AlTiN nano	TiAlN nano	TiAlN nano	blank
DIN/Form	6539	6537K	6537K	6537K	6537K	6537K	6537K	WN
Typ	F	U	U	VA	VA	U	U	GG
Innenkühlung				axial	axial	axial	axial	axial
Katalogseite	63	64	66	76	78	72	74	80



V _c m/min	VR-Code	V _c m/min	Vorschubreihen-Code		V _c m/min	Vorschubreihen-Code		V _c m/min	Vorschubreihen-Code		V _c m/min	VR-Code
100	F	130	G	G				145	G	G		
85	E	110	F	F				120	F	F		
110	G	145	H	H				170	H	H		
85	F	110	G	G				145	H	H		
90	F	120	G	G				130	H	H		
85	F	110	G	G				125	G	G		
80	F	105	G	G				120	G	G		
80	F	105	G	G				120	G	G		
75	E	100	F	F				105	G	G		
100	G	130	H	H				145	H	H		
90	F	120	G	G				120	G	G		
65	D	85	E	E				85	E	E		
75	E	100	F	F				110	G	G		
70	D	90	E	E				105	E	E		
50	E	65	F	F				80	F	F		
40	D	55	E	E				65	E	E		
40	C							60	D	D		
45	B	45	C	C				60	C	C		
35	B	40	A	A				55	C	C		
20	A	20	A	A				35	B	B		
40	C	40	B	B	80	E	E	60	E	E		
35	C	15	A	A	60	B-C	B-C	55	B	B		
35	B	35	B	B	80	E	E	45	E	E		
160	G	210	H	H				210	I	I	120	G
120	G	155	H	H				160	I	I	100	G
120	G	155	G	G				140	I	I	90	G
95	G	125	G	G				130	H	H	80	G
25	B	35	C	C				40	C	C	40	B
20	C	25	D	D	30	D	D	30	D	D		
30	B	15	A	A	45	D	D	45	D	D		
25	B	15	A	A	40	C	C	40	C	C		
200	H	260	I	I				310	I	I	410	I
200	H	260	I	I				310	I	I	410	I
170	H	220	H	H				260	I	I	380	I
140	G	180	H	H				220	I	I	330	I
200	G	260	H	H				280	H	H		
80	F	105	G	G				125	G	G		
210	G	270	H	H				325	H	H	280	I
140	F	180	G	G				220	G	G		
80	E	105	F	F				125	G	G	110	F
65	E	85	F	F				105	F	F	80	E
60	D	80	E	E				90	F	F		
45	D	60	E	E				80	F	F		

Arbeitsrichtwerte für SuperV-Bohrer

Vorschubreihen										
Code-Buchstabe	A	B	C	D	E	F	G	H	I	
Werkzeug-Ø mm	0,50	0,004	0,006	0,007	0,008	0,010	0,012	0,014	0,016	0,019
	1,00	0,006	0,008	0,012	0,014	0,016	0,018	0,020	0,023	0,025
	2,00	0,020	0,025	0,032	0,040	0,050	0,063	0,080	0,100	0,125
	2,50	0,025	0,032	0,040	0,050	0,063	0,080	0,100	0,125	0,160
	3,15	0,032	0,040	0,050	0,063	0,080	0,100	0,125	0,160	0,160
	4,00	0,040	0,050	0,063	0,080	0,100	0,125	0,160	0,200	0,200
	5,00	0,040	0,050	0,063	0,080	0,100	0,125	0,160	0,200	0,250
	6,30	0,050	0,063	0,080	0,100	0,125	0,160	0,200	0,250	0,315
	8,00	0,063	0,080	0,100	0,125	0,160	0,200	0,250	0,315	0,315
	10,00	0,080	0,100	0,125	0,160	0,200	0,250	0,315	0,400	0,400
	12,50	0,080	0,100	0,125	0,160	0,200	0,250	0,315	0,400	0,500
	16,00	0,100	0,125	0,160	0,200	0,250	0,315	0,400	0,500	0,630
	20,00	0,125	0,160	0,200	0,250	0,315	0,400	0,500	0,630	0,630
	25,00	0,160	0,200	0,250	0,315	0,400	0,500	0,630	0,800	0,800
	31,50	0,160	0,200	0,250	0,315	0,400	0,500	0,630	0,800	1,000
	40,00	0,200	0,250	0,315	0,400	0,500	0,630	0,800	1,000	1,250
	50,00	0,250	0,310	0,400	0,500	0,630	0,800	1,000	1,250	1,250
63,00	0,315	0,400	0,500	0,630	0,800	1,000	1,250	1,600	1,600	
80,00	0,400	0,500	0,630	0,800	1,000	1,250	1,600	1,600	2,000	

Werkzeuge mit fett gedruckten Vorschubreihen-Codebuchstaben sind für die entsprechende Werkstoffgruppe vorrangig einzusetzen.

K, P, K/P

Die universelle Einsetzbarkeit unserer neuen K-Hartmetalle hat u.a. auch zur Folge, dass wir die HM-Anwendungsgruppen nur noch mit K bzw. K/P definieren.

Kühlmitteleinsatz:

- Schneidöl, hochaktiviert
- Bohreremulsion
- ohne Schmiermittel
- nur Luftkühlung

Werkstoffgruppe	Werkstoffbeispiele, neue Bezeichnung (in Klammern alte Bezeichnung) Fettgedruckte Zahlen = Werkstoff-Nr. nach DIN EN	Zugfestigkeit MPa (N/mm ²)	Härte	Kühl- mittel
Allgemeine Baustähle	1.0035 S185(St33), 1.0486 P275N(StE285), 1.0345 P235GH(H1), 1.0425 P265GH(H2) 1.0050 E295 (St50-2), 1.0070 E360 (St70-2), 1.8937 P500NH (WStE500)	≤500 >500-850		<input checked="" type="checkbox"/> <input checked="" type="checkbox"/>
Automatenstähle	1.0718 11SMnPb30 (9SMnPb28), 1.0736 11SMn37 (9SMn36) 1.0727 46S20 (45S20), 1.0728 (60S20), 1.0757 46SPb20 (45SPb20)	≤850 850-1000		<input checked="" type="checkbox"/> <input checked="" type="checkbox"/>
Unlegierte Vergütungsstähle	1.0402 C22, 1.1178 C30E (Ck30) 1.0503 C45, 1.1191 C45E (Ck45) 1.0601 C60, 1.1221 C60E (Ck60)	≤ 700 700-850 850-1000		<input checked="" type="checkbox"/> <input checked="" type="checkbox"/> <input checked="" type="checkbox"/>
Legierte Vergütungsstähle	1.5131 50MnSi4, 1.7003 38Cr2, 1.7030 28Cr4 1.5710 36NiCr6, 1.7035 41Cr4, 1.7225 42CrMo4	850-≤1000 1000-1200		<input checked="" type="checkbox"/> <input checked="" type="checkbox"/>
Unlegierte Einsatzstähle	1.0301 (C10), 1.1121 C10E (Ck10)	≤750		<input checked="" type="checkbox"/>
Legierte Einsatzstähle	1.7043 38Cr4 1.5752 15NiCr13 (15NiCr13), 1.7131 16MnCr5, 1.7264 20CrMo5	850-≤1000 1000-1200		<input checked="" type="checkbox"/> <input checked="" type="checkbox"/>
Nitrierstähle	1.8504 34CrAl6 1.8519 31CrMoV9, 1.8550 34CrAlNi7	≥850-≤1000 >1000-1200		<input checked="" type="checkbox"/> <input checked="" type="checkbox"/>
Werkzeugstähle	1.1750 C75W, 1.2067 102Cr6, 1.2307 29CrMoV9 1.2080 X210Cr12, 1.2083 X42Cr13, 1.2419 105WCr6, 1.2767 X45NiCrMo4	≤850 >850-1000		<input checked="" type="checkbox"/> <input checked="" type="checkbox"/>
Schnellarbeitsstähle	1.3243 S 6-5-2-5, 1.3343 S 6-5-2, 1.3344 S 6-5-3	≥650-1000		<input checked="" type="checkbox"/>
Federstähle	1.5026 55Si7, 1.7176 55Cr3, 1.8159 51CrV4 (51CrV4)		≤330 HB	<input checked="" type="checkbox"/>
Gehärtete Stähle	-		≤40-48 HRC >48-60 HRC	<input checked="" type="checkbox"/> <input checked="" type="checkbox"/>
Rostfreie Stähle, geschwefelt austenitisch martensitisch	1.4005 X12CrS13, 1.4104 X14CrMoS17, 1.4105 X6CrMoS17, 1.4305 X8CrNiS18-9 1.4301 X5CrNi18-10 (V2A), 1.4541 X6CrNiTi18-10, 1.4571 X6CrNiMoTi 17-12-2 (V4A) 1.4057 X20CrNi 17 2 (X17CrNi16-2), 1.4122 X39CrMo17-1, 1.4521 X2CrMoTi18-2	≤850 ≤850 ≤850		<input checked="" type="checkbox"/> <input checked="" type="checkbox"/> <input checked="" type="checkbox"/>
Gusseisen	0.6010 EN-GJL-100(GG10), 0.6020 EN-GJL-200(GG20) 0.6025 EN-GJL-250(GG25), 0.6035 EN-GJL-350(GG35)	850-≤1000 1000-1200		<input checked="" type="checkbox"/> <input checked="" type="checkbox"/>
Kugelgraphit- und Temperguss	0.7050 EN-GJS-500-7(GGG50), 0.8035 EN-GJMW-350-4(GTW35) 0.7070 EN-GJS-700-2(GGG70), 0.8170 EN-GJMB-700-2(GTS70)		≤240 HB <300 HB	<input checked="" type="checkbox"/> <input checked="" type="checkbox"/>
Hartguss	-		≤350 HB	<input checked="" type="checkbox"/>
Neue Gusswerkstoffe GGV	EN-GJV250 (GGV25), EN-GJV350 (GGV35) EN-GJV400 (GGV40), EN-GJV500 (GGV50), SiMo6			<input checked="" type="checkbox"/> <input checked="" type="checkbox"/>
Neue Gusswerkstoffe ADI	EN-GJS-800-8 (ADI800), EN-GJS-1000-5 (ADI1000) EN-GJS-1200-2 (ADI1200), EN-GJS-1400-1 (ADI1400)	800-1000 1200-1400		<input checked="" type="checkbox"/> <input checked="" type="checkbox"/>
Sonderlegierungen	Nimonic, Inconel, Monel, Hastelloy	≤1200		<input checked="" type="checkbox"/>
Titan und Titan-Legierungen	3.7024 Ti99,5, 3.7114 TiAl5Sn2,5, 3.7124 TiCu2 3.7154 TiAl6Zr5, 3.7165 TiAl6V4, 3.7184 TiAl4Mo4Sn2,5, - TiAl8Mo1V1	≤850 >850-1200		<input checked="" type="checkbox"/> <input checked="" type="checkbox"/>
Aluminium und Al-Legierungen	3.0255 Al99,5, 3.2315 AlMgSi1, 3.3515 AlMg1	≤400		<input checked="" type="checkbox"/>
Al-Knetlegierungen	3.0615 AlMgSiPb, 3.1325 AlCuMg1, 3.3245 AlMg3Si, 3.4365 AlZnMgCu1,5	≤450		<input checked="" type="checkbox"/>
Al-Gusslegierungen ≤ 10 % Si > 10 % Si	3.2131 G-AlSi5Cu1, 3.2153 G-AlSi7Cu3, 3.2573 G-AlSi9 3.2581 G-AlSi12, 3.2583 G-AlSi12Cu, - G-AlSi12CuNiMg	≤600 ≤600		<input checked="" type="checkbox"/> <input checked="" type="checkbox"/>
Magnesium-Legierungen	3.5200 MgMn2, 3.5812.05 G-MgAl8Zn1, 3.5612.05 G-MgAl6Zn1	≤450		<input type="checkbox"/>
Kupfer, niedriglegiert	2.0070 SE-Cu, 2.1020 CuSn6, 2.1096 G-CuSn5ZnPb	≤400		<input checked="" type="checkbox"/> <input checked="" type="checkbox"/>
Messing, kurzspanend langspanend	2.0380 CuZn39Pb2, 2.0401 CuZn39Pb3, 2.0410 CuZn43Pb2 2.0250 CuZn20, 2.0280 CuZn33, 2.0332 CuZn37Pb0,5	≤600 ≤600		<input checked="" type="checkbox"/> <input checked="" type="checkbox"/>
Bronzen, kurzspanend	2.1090 CuSn7ZnPb, 2.1170 CuPb5Sn5, 2.1176 CuPb10Sn 2.0790 CuNi18Zn19Pb	≤600 >600-850		<input checked="" type="checkbox"/> <input checked="" type="checkbox"/>
Bronzen, langspanend	2.0916 CuAl5, 2.0960 CuAl9Mn, 2.1050 CuSn10 2.0980 CuAl11Ni, 2.1247 CuBe2	≤850 >850-1000		<input checked="" type="checkbox"/> <input checked="" type="checkbox"/>
Kunststoffe, duroplastisch thermoplastisch	Epoxidharz, Resopal, Pertinax, Moltopren Plexiglas, Hostalen, Novodur, Makralon			- <input checked="" type="checkbox"/>
Kunststoffe, aramidfaserverstärkt glas-/kohlefaserverstärkt	Kevlar GFK/CFK			- <input type="checkbox"/>

≤5×D Bohrtiefe

Katalog-Nr.	51887	51787
Schneidstoff	VHM	VHM
HM-Anwendgsgr.	K/P	K/P
Oberfläche	TiAlN nano	TiAlN nano
DIN/Form	6537L	6537L
Typ	U	U
Innenkühlung		
Katalogseite	70	68

Katalog-Nr.	51781	51881
Schneidstoff	VHM	VHM
HM-Anwendgsgr.	K/P	K/P
Oberfläche	TiAlN nano	TiAlN nano
DIN/Form	6537L	6537L
Typ	U	U
Innenkühlung	axial	axial
Katalogseite	83	85

Katalog-Nr.	71862
Schneidstoff	VHM
HM-Anwendgsgr.	K
Oberfläche	blank
DIN/Form	6537L
Typ	GAL
Innenkühlung	
Katalogseite	102

Katalog-Nr.	51772	51773
Schneidstoff	VHM	VHM
HM-Anwendgsgr.	K/P	K/P
Oberfläche	AlTiN nano	AlTiN nano
DIN/Form	6537L	6537L
Typ	VA	VA
Innenkühlung	axial	axial
Katalogseite	87	89

Katalog-Nr.	61880
Schneidstoff	VHM
HM-Anwendgsgr.	K/P
Oberfläche	TiN
DIN/Form	6537L
Typ	F
Innenkühlung	axial
Katalogseite	82



V _c m/min	Vorschubreihen- Code	
130	G	G
110	F	F
145	H	H
110	G	G
120	G	G
110	G	G
105	G	G
105	G	G
100	F	F
130	H	H
120	G	G
85	E	E
100	F	F
90	E	E
65	F	F
55	E	E
45	C	C
35	A	A
20	A	A
40	B	B
15	A	A
35	B	B
210	H	H
155	H	H
145	G	G
125	G	G
35	C	C
25	D	D
15	A	A
15	A	C
260	I	I
260	I	I
235	I	I
170	H	H
260	H	H
105	G	G
270	H	H
180	G	G
105	F	F
85	F	F
80	E	E
60	E	E

V _c m/min	Vorschubreihen- Code	
145	G	G
120	F	F
170	H	H
145	H	H
130	H	H
125	G	G
120	G	G
120	G	G
105	G	G
105	G	G
145	H	H
120	G	G
85	E	E
105	G	G
100	E	E
70	F	F
55	E	E
60	E	E
60	C	C
55	C	C
35	B	B
60	E	E
55	B	B
50	E	E
195	I	I
160	I	I
140	I	I
130	H	H
40	C	C
35	D	D
45	D	D
40	C	C
310	I	I
310	I	I
260	I	I
220	I	I
280	H	H
125	G	G
325	H	H
220	G	G
125	G	G
105	F	F
90	F	F
80	F	F

V _c m/min	VR- Code
100	F
80	F
80	F
70	F
180	G
160	G
150	G
120	F
180	F
180	F

V _c m/min	Vorschubreihen- Code	
80	E	E
60	B-C	B-C
80	E	E
30	D	D
45	D	D
40	C	C

V _c m/min	VR- Code
110	F
90	E
130	G
110	G
100	G
95	F
90	F
90	F
80	F
110	G
90	F
65	D
85	F
80	E
60	E
50	D
45	D
45	B
40	B
25	A
45	D
40	B
35	D
160	H
120	H
100	H
95	G
30	B
25	C
35	C
30	B
240	H
240	H
200	H
170	H
230	G
95	F
250	G
170	F
95	F
80	E
70	E
60	E

Arbeitsrichtwerte für SuperV-Bohrer

Vorschubreihen											
Code-Buchstabe	A	B	C	D	E	F	G	H	I		
Werkzeug-Ø mm	0,50	0,004	0,006	0,007	0,008	0,010	0,012	0,014	0,016	0,019	Vorschub f (mm/U)
	1,00	0,006	0,008	0,012	0,014	0,016	0,018	0,020	0,023	0,025	
	2,00	0,020	0,025	0,032	0,040	0,050	0,063	0,080	0,100	0,125	
	2,50	0,025	0,032	0,040	0,050	0,063	0,080	0,100	0,125	0,160	
	3,15	0,032	0,040	0,050	0,063	0,080	0,100	0,125	0,160	0,160	
	4,00	0,040	0,050	0,063	0,080	0,100	0,125	0,160	0,200	0,200	
	5,00	0,040	0,050	0,063	0,080	0,100	0,125	0,160	0,200	0,250	
	6,30	0,050	0,063	0,080	0,100	0,125	0,160	0,200	0,250	0,315	
	8,00	0,063	0,080	0,100	0,125	0,160	0,200	0,250	0,315	0,315	
	10,00	0,080	0,100	0,125	0,160	0,200	0,250	0,315	0,400	0,400	
	12,50	0,080	0,100	0,125	0,160	0,200	0,250	0,315	0,400	0,500	
	16,00	0,100	0,125	0,160	0,200	0,250	0,315	0,400	0,500	0,630	
	20,00	0,125	0,160	0,200	0,250	0,315	0,400	0,500	0,630	0,630	
	25,00	0,160	0,200	0,250	0,315	0,400	0,500	0,630	0,800	0,800	
	31,50	0,160	0,200	0,250	0,315	0,400	0,500	0,630	0,800	1,000	
	40,00	0,200	0,250	0,315	0,400	0,500	0,630	0,800	1,000	1,250	
	50,00	0,250	0,310	0,400	0,500	0,630	0,800	1,000	1,250	1,250	
	63,00	0,315	0,400	0,500	0,630	0,800	1,000	1,250	1,600	1,600	
80,00	0,400	0,500	0,630	0,800	1,000	1,250	1,600	1,600	2,000		

Werkzeuge mit fett gedruckten Vorschubreihen-Codebuchstaben sind für die entsprechende Werkstoffgruppe vorrangig einzusetzen.

K, P, K/P

Die universelle Einsetzbarkeit unserer neuen K-Hartmetalle hat u.a. auch zur Folge, dass wir die HM-Anwendungsgruppen nur noch mit K bzw. K/P definieren.

Kühlmitteleinsatz:

- Schneidöl, hochaktiviert
- Bohrölemulsion
- ohne Schmiermittel
- nur Luftkühlung

Werkstoffgruppe	Werkstoffbeispiele, neue Bezeichnung (in Klammern alte Bezeichnung) Fettgedruckte Zahlen = Werkstoff-Nr. nach DIN EN	Zugfestigkeit MPa (N/mm ²)	Härte	Kühl- mittel
Allgemeine Baustähle	1.0035 S185(St33), 1.0486 P275N(StE285), 1.0345 P235GH(H1), 1.0425 P265GH(H2) 1.0050 E295 (St50-2), 1.0070 E360 (St70-2), 1.8937 P500NH (WStE500)	≤500 >500-850		<input checked="" type="checkbox"/> <input checked="" type="checkbox"/>
Automatenstähle	1.0718 11SMnPb30 (9SMnPb28), 1.0736 11SMn37 (9SMn36) 1.0727 46S20 (45S20), 1.0728 (60S20), 1.0757 46SPb20 (45SPb20)	≤850 850-1000		<input checked="" type="checkbox"/> <input checked="" type="checkbox"/>
Unlegierte Vergütungsstähle	1.0402 C22, 1.1178 C30E (Ck30) 1.0503 C45, 1.1191 C45E (Ck45) 1.0601 C60, 1.1221 C60E (Ck60)	≤ 700 700-850 850-1000		<input checked="" type="checkbox"/> <input checked="" type="checkbox"/> <input checked="" type="checkbox"/>
Legierte Vergütungsstähle	1.5131 50MnSi4, 1.7003 38Cr2, 1.7030 28Cr4 1.5710 36NiCr6, 1.7035 41Cr4, 1.7225 42CrMo4	850-≤1000 1000-1200		<input checked="" type="checkbox"/> <input checked="" type="checkbox"/>
Unlegierte Einsatzstähle	1.0301 (C10), 1.1121 C10E (Ck10)	≤750		<input checked="" type="checkbox"/>
Legierte Einsatzstähle	1.7043 38Cr4 1.5752 15NiCr13 (15NiCr13), 1.7131 16MnCr5, 1.7264 20CrMo5	850-≤1000 1000-1200		<input checked="" type="checkbox"/> <input checked="" type="checkbox"/>
Nitrierstähle	1.8504 34CrAl6 1.8519 31CrMoV9, 1.8550 34CrAlNi7	≥850-≤1000 >1000-1200		<input checked="" type="checkbox"/> <input checked="" type="checkbox"/>
Werkzeugstähle	1.1750 C75W, 1.2067 102Cr6, 1.2307 29CrMoV9 1.2080 X210Cr12, 1.2083 X42Cr13, 1.2419 105WCr6, 1.2767 X45NiCrMo4	≤850 >850-1000		<input checked="" type="checkbox"/> <input checked="" type="checkbox"/>
Schnellarbeitsstähle	1.3243 S 6-5-2-5, 1.3343 S 6-5-2, 1.3344 S 6-5-3	≥650-1000		<input checked="" type="checkbox"/>
Federstähle	1.5026 55Si7, 1.7176 55Cr3, 1.8159 51CrV4 (51CrV4)		≤330 HB	<input checked="" type="checkbox"/>
Gehärtete Stähle	-		≤40-48 HRC >48-60 HRC	<input checked="" type="checkbox"/> <input checked="" type="checkbox"/>
Rostfreie Stähle, geschwefelt austenitisch martensitisch	1.4005 X12CrS13, 1.4104 X14CrMoS17, 1.4105 X6CrMoS17, 1.4305 X8CrNiS18-9 1.4301 X5CrNi18-10 (V2A), 1.4541 X6CrNiTi18-10, 1.4571 X6CrNiMoTi 17-12-2 (V4A) 1.4057 X20CrNi 17 2 (X17CrNi16-2), 1.4122 X39CrMo17-1, 1.4521 X2CrMoTi18-2	≤850 ≤850 ≤850		<input checked="" type="checkbox"/> <input checked="" type="checkbox"/> <input checked="" type="checkbox"/>
Gusseisen	0.6010 EN-GJL-100(GG10), 0.6020 EN-GJL-200(GG20) 0.6025 EN-GJL-250(GG25), 0.6035 EN-GJL-350(GG35)	850-≤1000 1000-1200		<input checked="" type="checkbox"/> <input checked="" type="checkbox"/>
Kugelgraphit- und Temperguss	0.7050 EN-GJS-500-7(GGG50), 0.8035 EN-GJMW-350-4(GTW35) 0.7070 EN-GJS-700-2(GGG70), 0.8170 EN-GJMB-700-2(GTS70)		≤240 HB <300 HB	<input checked="" type="checkbox"/> <input checked="" type="checkbox"/>
Hartguss	-		≤350 HB	<input checked="" type="checkbox"/>
Neue Gusswerkstoffe GGV	EN-GJV250 (GGV25), EN-GJV350 (GGV35) EN-GJV400 (GGV40), EN-GJV500 (GGV50), SiMo6			<input checked="" type="checkbox"/> <input checked="" type="checkbox"/>
Neue Gusswerkstoffe ADI	EN-GJS-800-8 (ADI800), EN-GJS-1000-5 (ADI1000) EN-GJS-1200-2 (ADI1200), EN-GJS-1400-1 (ADI1400)	800-1000 1200-1400		<input checked="" type="checkbox"/> <input checked="" type="checkbox"/>
Sonderlegierungen	Nimonic, Inconel, Monel, Hastelloy	≤1200		<input checked="" type="checkbox"/>
Titan und Titan-Legierungen	3.7024 Ti99,5, 3.7114 TiAl5Sn2,5, 3.7124 TiCu2 3.7154 TiAl6Zr5, 3.7165 TiAl6V4, 3.7184 TiAl4Mo4Sn2,5, - TiAl8Mo1V1	≤850 >850-1200		<input checked="" type="checkbox"/> <input checked="" type="checkbox"/>
Aluminium und Al-Legierungen	3.0255 Al99,5, 3.2315 AlMgSi1, 3.3515 AlMg1	≤400		<input checked="" type="checkbox"/>
Al-Knetlegierungen	3.0615 AlMgSiPb, 3.1325 AlCuMg1, 3.3245 AlMg3Si, 3.4365 AlZnMgCu1,5	≤450		<input checked="" type="checkbox"/>
Al-Gusslegierungen ≤ 10 % Si > 10 % Si	3.2131 G-AlSi5Cu1, 3.2153 G-AlSi7Cu3, 3.2573 G-AlSi9 3.2581 G-AlSi12, 3.2583 G-AlSi12Cu, - G-AlSi12CuNiMg	≤600 ≤600		<input checked="" type="checkbox"/> <input checked="" type="checkbox"/>
Magnesium-Legierungen	3.5200 MgMn2, 3.5812.05 G-MgAl8Zn1, 3.5612.05 G-MgAl6Zn1	≤450		<input type="checkbox"/>
Kupfer, niedriglegiert	2.0070 SE-Cu, 2.1020 CuSn6, 2.1096 G-CuSn5ZnPb	≤400		<input checked="" type="checkbox"/> <input checked="" type="checkbox"/>
Messing, kurzspanend langspanend	2.0380 CuZn39Pb2, 2.0401 CuZn39Pb3, 2.0410 CuZn43Pb2 2.0250 CuZn20, 2.0280 CuZn33, 2.0332 CuZn37Pb0,5	≤600 ≤600		<input checked="" type="checkbox"/> <input checked="" type="checkbox"/>
Bronzen, kurzspanend	2.1090 CuSn7ZnPb, 2.1170 CuPb5Sn5, 2.1176 CuPb10Sn 2.0790 CuNi18Zn19Pb	≤600 >600-850		<input checked="" type="checkbox"/> <input checked="" type="checkbox"/>
Bronzen, langspanend	2.0916 CuAl5, 2.0960 CuAl9Mn, 2.1050 CuSn10 2.0980 CuAl11Ni, 2.1247 CuBe2	≤850 >850-1000		<input checked="" type="checkbox"/> <input checked="" type="checkbox"/>
Kunststoffe, duroplastisch thermoplastisch	Epoxidharz, Resopal, Pertinax, Moltopren Plexiglas, Hostalen, Novodur, Makralon			- <input checked="" type="checkbox"/>
Kunststoffe, aramidfaserverstärkt glas-/kohlefaserverstärkt	Kevlar GFK/CFK			- <input type="checkbox"/>

≤7×D Bohrtiefe

≤10×D

≤12×D

≤15×D

Katalog-Nr.	51789	51889
Schneidstoff	VHM	VHM
HM-Anwendgsgr.	K/P	K/P
Oberfläche	TiAlN nano	
DIN/Form	WN	WN
Typ	U	U
Innenkühlung	axial	axial
Katalogseite	91	92

Katalog-Nr.	71994
Schneidstoff	VHM
HM-Anwendgsgr.	K
Oberfläche	blank
DIN/Form	WN
Typ	GG
Innenkühlung	axial
Katalogseite	93

Katalog-Nr.	71996
Schneidstoff	VHM
HM-Anwendgsgr.	K
Oberfläche	blank
DIN/Form	WN
Typ	GG
Innenkühlung	axial
Katalogseite	94

Katalog-Nr.	51893
Schneidstoff	VHM
HM-Anwendgsgr.	K/P
Oberfläche	TiAlN nano
DIN/Form	WN
Typ	U
Innenkühlung	axial
Katalogseite	95

Katalog-Nr.	71997
Schneidstoff	VHM
HM-Anwendgsgr.	K
Oberfläche	blank
DIN/Form	WN
Typ	GN
Innenkühlung	axial
Katalogseite	96



V _c m/min	Vorschubreihen- Code		V _c m/min	VR- Code	V _c m/min	VR- Code	V _c m/min	VR- Code	V _c m/min	VR- Code
145	F	F					110	F		
120	E	E					110	E		
170	G	G					110	G		
145	G	G					100	G		
130	G	G					110	G		
125	F	F					110	F		
120	F	F					100	F		
120	F	F					110	F		
105	F	F					105	F		
145	G	G					110	G		
120	F	F					110	F		
85	D	D					85	D		
110	F	F					100	F		
105	D	D					80	D		
80	E	E					80	E		
65	D	D					65	D		
60	D	D					50	D		
60	B	B					50	B		
55	B	B								
							60	D		
							55	B		
							45	D		
195	H	H	120	F	120	F	120	H	120	E
160	H	H	100	F	100	F	120	H	100	E
140	H	H	90	F	90	F	100	H	90	E
130	G	G	80	F	80	F	90	G	80	E
40	B	B	40	B	40	A			40	A
35	C	C								
310	H	H	410	H	410	H	150	H	410	F
310	H	H	410	H	410	H	150	H	410	F
260	H	H	380	H	380	H	150	H	380	G
220	H	H	330	H	330	H	120	H	330	G
280	G	G					150	G		
125	F	F					80	F		
325	G	G	280	G	280	G	120	G	280	F
220	F	F					120	F		
125	F	F	110	F	110	F	40	F	110	E
105	E	E	80	E	80	E			80	D
90	E	E								
80	E	E					40	E		

Arbeitsrichtwerte für SuperV-Bohrer

Vorschubreihen										
Code-Buchstabe	A	B	C	D	E	F	G	H	I	
Werkzeug-Ø mm	3,15	0,032	0,040	0,050	0,063	0,080	0,100	0,125	0,160	0,160
	4,00	0,040	0,050	0,063	0,080	0,100	0,125	0,160	0,200	0,200
	5,00	0,040	0,050	0,063	0,080	0,100	0,125	0,160	0,200	0,250
	6,30	0,050	0,063	0,080	0,100	0,125	0,160	0,200	0,250	0,315
	8,00	0,063	0,080	0,100	0,125	0,160	0,200	0,250	0,315	0,315
	10,00	0,080	0,100	0,125	0,160	0,200	0,250	0,315	0,400	0,400
	12,50	0,080	0,100	0,125	0,160	0,200	0,250	0,315	0,400	0,500
	16,00	0,100	0,125	0,160	0,200	0,250	0,315	0,400	0,500	0,630

Werkzeuge mit fett gedruckten Vorschubreihen-Codebuchstaben sind für die entsprechende Werkstoffgruppe vorrangig einzusetzen.

K, P, K/P

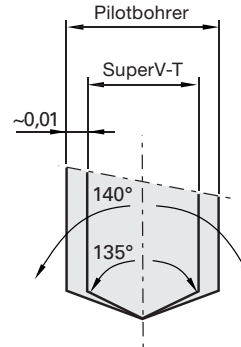
Die universelle Einsetzbarkeit unserer neuen K-Hartmetalle hat u.a. auch zur Folge, dass wir die HM-Anwendungsgruppen nur noch mit K bzw. K/P definieren.

Sicherheitshinweise: Enorm wichtig ist, dass aus Sicherheitsgründen kein Bohrer ohne Abstützung mit einer höheren Drehzahl als n = 6.000 U/min frei drehen darf. Die Zentrifugalkräfte könnten sonst die langen Werkzeuge schon vor dem Erreichen der Werkstückoberfläche brechen!

Einsatzhinweise SuperV-T-Bohrer:

Um bei tiefen Bohrungen optimale Bearbeitungsergebnisse zu erzielen, empfehlen wir:

- Herstellen einer zylindrischen Pilotbohrung (Toleranz F9), Bohrtiefe 1 x D mit unseren SuperV-Bohrern Typ U bzw. VA (140° Spitzenwinkel, Ø-Toleranz m7). Alternativ kann auch der Pilotbohrfräser Artikel-Nr. 54700 eingesetzt werden.
- Einfahren in Pilotbohrung: Drehzahl ca. 300 U/min, Vorschub ca. 500 mm/min.
- Einstellen des Kühlschmierstoffdruckes und der Drehzahl.
- Kontinuierliches Bohren auf volle Bohrtiefe ohne Entspanzyklus.
- Bei Durchgangsbohrungen mit geradem (90°) Austritt, v_f ca. 1 mm vor dem Durchbrechen auf 50% reduzieren.
- Bei Durchgangsbohrungen mit schrägem Austritt, v_f ca. 1 mm vor dem Durchbrechen auf 40% reduzieren.
- Nach Erreichen der Bohrtiefe Drehzahl und Kühlschmierstoff abschalten, Ausfahren mit max. 5000 mm/min.



Kühlmitteleinsatz:

- Schneidöl, hochaktiviert
- Bohrölemulsion
- ohne Schmiermittel
- nur Luftkühlung

Werkstoffgruppe	Werkstoffbeispiele, neue Bezeichnung (in Klammern alte Bezeichnung) Fettgedruckte Zahlen = Werkstoff-Nr. nach DIN EN	Zugfestigkeit MPa (N/mm ²)	Härte	Kühl- mittel
Allgemeine Baustähle	1.0035 S185(St33), 1.0486 P275N(StE285), 1.0345 P235GH(H1), 1.0425 P265GH(H2) 1.0050 E295 (St50-2), 1.0070 E360 (St70-2), 1.8937 P500NH (WStE500)	≤500 >500-850		<input checked="" type="checkbox"/>
Automatenstähle	1.0718 11SMnPb30 (9SMnPb28), 1.0736 11SMn37 (9SMn36) 1.0727 46S20 (45S20), 1.0728 (60S20), 1.0757 46SPb20 (45SPb20)	≤850 850-1000		<input checked="" type="checkbox"/>
Unlegierte Vergütungsstähle	1.0402 C22, 1.1178 C30E (Ck30) 1.0503 C45, 1.1191 C45E (Ck45) 1.0601 C60, 1.1221 C60E (Ck60)	≤ 700 700-850 850-1000		<input checked="" type="checkbox"/>
Legierte Vergütungsstähle	1.5131 50MnSi4, 1.7003 38Cr2, 1.7030 28Cr4 1.5710 36NiCr6, 1.7035 41Cr4, 1.7225 42CrMo4	850-≤1000 1000-1200		<input checked="" type="checkbox"/>
Unlegierte Einsatzstähle	1.0301 (C10), 1.1121 C10E (Ck10)	≤750		<input checked="" type="checkbox"/>
Legierte Einsatzstähle	1.7043 38Cr4 1.5752 15NiCr13 (15NiCr13), 1.7131 16MnCr5, 1.7264 20CrMo5	850-≤1000 1000-1200		<input checked="" type="checkbox"/>
Nitrierstähle	1.8504 34CrAl6 1.8519 31CrMoV9, 1.8550 34CrAlNi7	≥850-≤1000 >1000-1200		<input checked="" type="checkbox"/>
Werkzeugstähle	1.1750 C75W, 1.2067 102Cr6, 1.2307 29CrMoV9 1.2080 X210Cr12, 1.2083 X42Cr13, 1.2419 105WCr6, 1.2767 X45NiCrMo4	≤850 >850-1000		<input checked="" type="checkbox"/>
Schnellarbeitsstähle	1.3243 S 6-5-2-5, 1.3343 S 6-5-2, 1.3344 S 6-5-3	≥650-1000		<input checked="" type="checkbox"/>
Federstähle	1.5026 55Si7, 1.7176 55Cr3, 1.8159 51CrV4 (51CrV4)		≤330 HB	<input checked="" type="checkbox"/>
Gehärtete Stähle	-		≤40-48 HRC >48-60 HRC	<input checked="" type="checkbox"/>
Rostfreie Stähle, geschwefelt austenitisch martensitisch	1.4005 X12CrS13, 1.4104 X14CrMoS17, 1.4105 X6CrMoS17, 1.4305 X8CrNiS18-9 1.4301 X5CrNi18-10 (V2A), 1.4541 X6CrNiTi18-10, 1.4571 X6CrNiMoTi 17-12-2 (V4A) 1.4057 X20CrNi 17 2 (X17CrNi16-2), 1.4122 X39CrMo17-1, 1.4521 X2CrMoTi18-2	≤850 ≤850 ≤850		<input checked="" type="checkbox"/>
Gusseisen	0.6010 EN-GJL-100(GG10), 0.6020 EN-GJL-200(GG20) 0.6025 EN-GJL-250(GG25), 0.6035 EN-GJL-350(GG35)	850-≤1000 1000-1200		<input checked="" type="checkbox"/>
Kugelgraphit- und Tempereguss	0.7050 EN-GJS-500-7(GGG50), 0.8035 EN-GJMW-350-4(GTW35) 0.7070 EN-GJS-700-2(GGG70), 0.8170 EN-GJMB-700-2(GTS70)		≤240 HB <300 HB	<input checked="" type="checkbox"/>
Hartguss	-		≤350 HB	<input checked="" type="checkbox"/>
Neue Gusswerkstoffe GGV	EN-GJV250 (GGV25), EN-GJV350 (GGV35) EN-GJV400 (GGV40), EN-GJV500 (GGV50), SiMo6			<input checked="" type="checkbox"/>
Neue Gusswerkstoffe ADI	EN-GJS-800-8 (ADI800), EN-GJS-1000-5 (ADI1000) EN-GJS-1200-2 (ADI1200), EN-GJS-1400-1 (ADI1400)	800-1000 1200-1400		<input checked="" type="checkbox"/>
Sonderlegierungen	Nimonic, Inconel, Monel, Hastelloy	≤1200		<input checked="" type="checkbox"/>
Titan und Titan-Legierungen	3.7024 Ti99,5, 3.7114 TiAl5Sn2,5, 3.7124 TiCu2 3.7154 TiAl6Zr5, 3.7165 TiAl6V4, 3.7184 TiAl4Mo4Sn2,5, - TiAl8Mo1V1	≤850 >850-1200		<input checked="" type="checkbox"/>
Aluminium und Al-Legierungen	3.0255 Al99,5, 3.2315 AlMgSi1, 3.3515 AlMg1	≤400		<input checked="" type="checkbox"/>
Al-Knetlegierungen	3.0615 AlMgSiPb, 3.1325 AlCuMg1, 3.3245 AlMg3Si, 3.4365 AlZnMgCu1,5	≤450		<input checked="" type="checkbox"/>
Al-Gusslegierungen ≤ 10 % Si > 10 % Si	3.2131 G-AlSi5Cu1, 3.2153 G-AlSi7Cu3, 3.2573 G-AlSi9 3.2581 G-AlSi12, 3.2583 G-AlSi12Cu, - G-AlSi12CuNiMg	≤600 ≤600		<input checked="" type="checkbox"/>
Magnesium-Legierungen	3.5200 MgMn2, 3.5812.05 G-MgAl8Zn1, 3.5612.05 G-MgAl6Zn1	≤450		<input type="checkbox"/>
Kupfer, niedriglegiert	2.0070 SE-Cu, 2.1020 CuSn6, 2.1096 G-CuSn5ZnPb	≤400		<input checked="" type="checkbox"/>
Messing, kurzspanend langspanend	2.0380 CuZn39Pb2, 2.0401 CuZn39Pb3, 2.0410 CuZn43Pb2 2.0250 CuZn20, 2.0280 CuZn33, 2.0332 CuZn37Pb0,5	≤600 ≤600		<input checked="" type="checkbox"/>
Bronzen, kurzspanend	2.1090 CuSn7ZnPb, 2.1170 CuPb5Sn5, 2.1176 CuPb10Sn 2.0790 CuNi18Zn19Pb	≤600 >600-850		<input checked="" type="checkbox"/>
Bronzen, langspanend	2.0916 CuAl5, 2.0960 CuAl9Mn, 2.1050 CuSn10 2.0980 CuAl11Ni, 2.1247 CuBe2	≤850 >850-1000		<input checked="" type="checkbox"/>
Kunststoffe, duroplastisch thermoplastisch	Epoxidharz, Resopal, Pertinax, Moltopren Plexiglas, Hostalen, Novodur, Makralon			<input type="checkbox"/>
Kunststoffe, aramidfaserverstärkt glas-/kohlefaserverstärkt	Kevlar GFK/CFK			<input type="checkbox"/>

≤15×D

≤20×D

≤25×D

≤30×D

≤40×D

Katalog-Nr.	51764
Schneidstoff	VHM
HM-Anwendgsgr.	K/P
Oberfläche	AlTiN
DIN/Form	WN
Typ	T
Innenkühlung	axial
Katalogseite	97

Katalog-Nr.	51765
Schneidstoff	VHM
HM-Anwendgsgr.	K/P
Oberfläche	AlTiN
DIN/Form	WN
Typ	T
Innenkühlung	axial
Katalogseite	98

Katalog-Nr.	51766
Schneidstoff	VHM
HM-Anwendgsgr.	K/P
Oberfläche	AlTiN
DIN/Form	WN
Typ	T
Innenkühlung	axial
Katalogseite	99

Katalog-Nr.	51767
Schneidstoff	VHM
HM-Anwendgsgr.	K/P
Oberfläche	AlTiN
DIN/Form	WN
Typ	T
Innenkühlung	axial
Katalogseite	100

Katalog-Nr.	51768
Schneidstoff	VHM
HM-Anwendgsgr.	K/P
Oberfläche	AlTiN
DIN/Form	WN
Typ	T
Innenkühlung	axial
Katalogseite	101

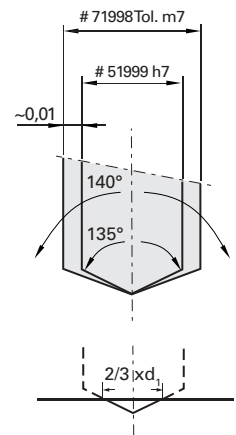


V _c m/min	VR-Code	V _c m/min	VR-Code	V _c m/min	VR-Code	V _c m/min	VR-Code	V _c m/min	VR-Code
110	H	110	H	100	H	80	G	80	G
110	H	110	H	100	H	80	G	80	G
120	H	120	H	120	H	100	H	100	H
120	H	120	H	100	H	100	H	100	H
110	F	110	F	110	F	110	F	110	F
110	H	110	H	100	H	80	G	80	G
100	G	100	G	100	G	80	G	80	G
110	G	110	G	100	G	80	G	80	F-G
110	F	110	F	100	F	80	F	80	F
110	H	110	H	100	H	80	G	80	G
110	G	110	G	100	G	80	F	80	F
110	F	110	F	100	F	80	F	80	F
100	E	100	E	80	E	80	E	80	E
80	E	80	E	60	E	60	E	60	E
100	F-G	100	F	90	F	80	F	80	F-G
80	E	80	E	70	D	70	D	70	D
50	E	50	E	50	D	50	D	50	D
50	E	50	E	50	D	50	D	50	D
50	D	50	D	50	D	50	D	50	D
100	E	100	E	100	E	80	E	80	E
70	B-C	60	C	60	C	60	C	60	C
100	E	100	E	100	E	80	E	80	E
140	H	140	H	130	H	120	H	120	H
100	H	100	H	90	H	80	H	80	H
140	H	140	H	130	H	120	H	120	H
100	H	100	H	90	H	80	H	80	H
100	F	100	F	90	F	80	F	80	F
100	F	100	F	90	F	80	F	80	F
90	H	90	H	80	H	70	H	70	H
30	B	30	B	30	B	30	B	30	B
120	A	120	A	120	A	120	A	120	A
120	H	120	H	110	H	100	H	100	H

SuperV-NX VHM-Hochleistungs-Kleinstbohrer

Arbeitsrichtwerte

Vorschubreihen															
Vorschub-Code	A	B	C	D	E	F	G	H	I	J	K	L	M		
Werkzeug-Ø mm	0,50	0,006	0,012	0,018	0,022	0,030	0,035	0,040	0,045	0,050	0,050	0,055	0,060	0,060	Vorschube f (mm/U)
	0,80	0,008	0,016	0,024	0,032	0,040	0,050	0,060	0,070	0,080	0,080	0,090	0,090		
	1,00	0,012	0,022	0,032	0,042	0,060	0,070	0,080	0,090	0,100	0,100	0,110	0,110	0,120	
	1,50	0,021	0,036	0,051	0,066	0,090	0,100	0,120	0,130	0,150	0,150	0,160	0,170	0,180	
	2,00	0,032	0,052	0,072	0,092	0,120	0,140	0,160	0,180	0,200	0,210	0,220	0,230	0,240	
	2,50	0,045	0,070	0,095	0,120	0,150	0,170	0,200	0,220	0,250	0,260	0,270	0,280	0,300	
	3,00	0,060	0,090	0,120	0,150	0,180	0,210	0,240	0,270	0,300	0,310	0,330	0,340	0,360	



Werkzeuge mit **fett gedruckten** Vorschubreihen-Codebuchstaben sind für die entsprechende Werkstoffgruppe vorrangig einzusetzen.

Sicherheitshinweise: Enorm wichtig ist, dass aus Sicherheitsgründen kein Bohrer ohne Abstützung mit einer höheren Drehzahl als $n = 6.000$ U/min frei drehen darf. Die Zentrifugalkräfte könnten sonst die langen Werkzeuge schon vor dem Erreichen der Werkstückoberfläche brechen!

Allgemeine Hinweise: Spielarme Spindeln, fluchtungsgenaue Werkzeugaufnahmen. Wir empfehlen die Anwendung von Hydraulik-Dehnspannfuttern oder Schrumpffuttern sowie Kühlschmierung durch Emulsion oder Öl, Druck min. 40 bar.

Pilotbohrung

Beim Einsatz des SuperV-NX-Bohrers 15xD empfehlen wir die Herstellung einer Pilotbohrung mit 1xD bis 2xD Tiefe. Der SuperV-NX-Bohrer 4xD ist optimal für diese Pilotbohrung geeignet. Sein Spitzenwinkel und seine Durchmesser-toleranz sind darauf abgestimmt.

Zentrieren

Um bei den SuperV-NX-Bohrern ab 8xD Bohrtiefe die volle Leistung zu erreichen, empfehlen wir das Zentrieren. Hierzu kann der SuperV-NX-Bohrer bis 4xD, Katalog-Nr. 71998, verwendet werden. Der Zentrierdurchmesser sollte ca. 2/3xD haben. Alternativ kann die Zentrierung auch mit dem Stock NC-Anbohrer 142°, Katalog-Nr. 71189, erstellt werden.

Kühlmitteleinsatz:

- Schneidöl, hochaktiviert ■
- Bohrlemulsion ■
- ohne Schmiermittel
- nur Luftkühlung

Werkstoffgruppe	Werkstoffbeispiele, neue Bezeichnung (in Klammern alte Bezeichnung) Fettgedruckte Zahlen = Werkstoff-Nr. nach DIN EN	Zugfestigkeit MPa (N/mm ²)	Härte	Kühl- mittel
Allgemeine Baustähle	1.0035 S185(St33), 1.0486 P275N(StE285), 1.0345 P235GH(H1), 1.0425 P265GH(H2) 1.0050 E295 (St50-2), 1.0070 E360 (St70-2), 1.8937 P500NH (WStE500)	≤500 >500-850		■
Automatenstähle	1.0718 11SMnPb30 (9SMnPb28), 1.0736 11SMn37 (9SMn36) 1.0727 46S20 (45S20), 1.0728 (60S20), 1.0757 46SPb20 (45SPb20)	≤850 850-1000		■
Unlegierte Vergütungsstähle	1.0402 C22, 1.1178 C30E (Ck30) 1.0503 C45, 1.1191 C45E (Ck45) 1.0601 C60, 1.1221 C60E (Ck60)	≤ 700 700-850 850-1000		■
Legierte Vergütungsstähle	1.5131 50MnSi4, 1.7003 38Cr2, 1.7030 28Cr4 1.5710 36NiCr6, 1.7035 41Cr4, 1.7225 42CrMo4	850-≤1000 1000-1200		■
Unlegierte Einsatzstähle	1.0301 (C10), 1.1121 C10E (Ck10)	≤750		■
Legierte Einsatzstähle	1.7043 38Cr4 1.5752 15NiCr13 (15NiCr13), 1.7131 16MnCr5, 1.7264 20CrMo5	850-≤1000 1000-1200		■
Nitrierstähle	1.8504 34CrAl6 1.8519 31CrMoV9, 1.8550 34CrAlNi7	≥850-≤1000 >1000-1200		■
Werkzeugstähle	1.1750 C75W, 1.2067 102Cr6, 1.2307 29CrMoV9 1.2080 X210Cr12, 1.2083 X42Cr13, 1.2419 105WCr6, 1.2767 X45NiCrMo4	≤850 >850-1000		■
Schnellarbeitsstähle	1.3243 S 6-5-2-5, 1.3343 S 6-5-2, 1.3344 S 6-5-3	≥650-1000		■
Federstähle	1.5026 55Si7, 1.7176 55Cr3, 1.8159 51CrV4 (51CrV4)		≤330 HB	■
Gehärtete Stähle	-		≤40-48 HRC >48-60 HRC	■
Rostfreie Stähle, geschwefelt austenitisch martensitisch	1.4005 X12CrS13, 1.4104 X14CrMoS17, 1.4105 X6CrMoS17, 1.4305 X8CrNiS18-9 1.4301 X5CrNi18-10 (V2A), 1.4541 X6CrNiTi18-10, 1.4571 X6CrNiMoTi 17-12-2 (V4A) 1.4057 X20CrNi 17 2 (X17CrNi16-2), 1.4122 X39CrMo17-1, 1.4521 X2CrMoTi18-2	≤850 ≤850 ≤850		■
Gusseisen	0.6010 EN-GJL-100(GG10), 0.6020 EN-GJL-200(GG20) 0.6025 EN-GJL-250(GG25), 0.6035 EN-GJL-350(GG35)	850-≤1000 1000-1200		■
Kugelgraphit- und Temporguss	0.7050 EN-GJS-500-7(GGG50), 0.8035 EN-GJMw-350-4(GTW35) 0.7070 EN-GJS-700-2(GGG70), 0.8170 EN-GJMB-700-2(GTS70)		≤240 HB <300 HB	■
Hartguss	-		≤350 HB	■
Neue Gusswerkstoffe GGV	EN-GJV250 (GGV25), EN-GJV350 (GGV35) EN-GJV400 (GGV40), EN-GJV500 (GGV50), SiMo6			■
Neue Gusswerkstoffe ADI	EN-GJS-800-8 (ADI800), EN-GJS-1000-5 (ADI1000) EN-GJS-1200-2 (ADI1200), EN-GJS-1400-1 (ADI1400)	800-1000 1200-1400		■
Sonderlegierungen	Nimonic, Inconel, Monel, Hastelloy	≤1200		■
Titan und Titan-Legierungen	3.7024 Ti99,5, 3.7114 TiAl5Sn2,5, 3.7124 TiCu2 3.7154 TiAl6Zr5, 3.7165 TiAl6V4, 3.7184 TiAl4Mo4Sn2,5, - TiAl8Mo1V1	≤850 >850-1200		■
Aluminium und Al-Legierungen	3.0255 Al99,5, 3.2315 AlMgSi1, 3.3515 AlMg1	≤400		■
Al-Knetlegierungen	3.0615 AlMgSiPb, 3.1325 AlCuMg1, 3.3245 AlMg3Si, 3.4365 AlZnMgCu1,5	≤450		■
Al-Gusslegierungen ≤ 10 % Si	3.2131 G-AlSi5Cu1, 3.2153 G-AlSi7Cu3, 3.2573 G-AlSi9	≤600		■
> 10 % Si	3.2581 G-AlSi12, 3.2583 G-AlSi12Cu, - G-AlSi12CuNiMg	≤600		■
Magnesium-Legierungen	3.5200 MgMn2, 3.5812.05 G-MgAl8Zn1, 3.5612.05 G-MgAl6Zn1	≤450		■
Kupfer, niedriglegiert	2.0070 SE-Cu, 2.1020 CuSn6, 2.1096 G-CuSn5ZnPB	≤400		■
Messing, kurzspanend	2.0380 CuZn39Pb2, 2.0401 CuZn39Pb3, 2.0410 CuZn43Pb2	≤600		■
langspanend	2.0250 CuZn20, 2.0280 CuZn33, 2.0332 CuZn37Pb0,5	≤600		■
Bronzen, kurzspanend	2.1090 CuSn7ZnPB, 2.1170 CuPb5Sn5, 2.1176 CuPb10Sn	≤600		■
langspanend	2.0790 CuNi18Zn19Pb	>600-850		■
Bronzen, langspanend	2.0916 CuAl5, 2.0960 CuAl9Mn, 2.1050 CuSn10 2.0980 CuAl11Ni, 2.1247 CuBe2	≤850 >850-1000		■

$\leq 4 \times D$ $\leq 7 \times D$ $\leq 5 \times D$ $\leq 8 \times D$ $\leq 15 \times D$

Katalog-Nr.	51720	71998	71999	51997	51998	51999
Schneidstoff	VHM	VHM	VHM	VHM	VHM	VHM
Oberfläche	AlTiN	AlTiN+	AlTiN+	AlTiN	AlTiN	AlTiN
DIN	Werksnorm	Werksnorm	Werksnorm	Werksnorm	Werksnorm	Werksnorm
Typ	M	NX	NX	NX	NX	NX
Innenkühlung	-	-	-	axial	axial	axial
Katalogseite	108	103	104	105	106	107



v_c m/min	VR-Code	v_c m/min	VR-Code	v_c m/min	VR-Code	v_c m/min	VR-Code	v_c m/min	VR-Code	v_c m/min	VR-Code
100	G	100	I	100	G	105	G	105	C	105	C
100	G	100	I	100	G	100	G	100	C	100	C
100	G	100	I	100	G	105	G	105	D	105	D
90	F	90	H	90	F	90	F	90	D	90	D
90	G	90	I	90	G	95	G	95	C	95	C
90	G	90	I	90	G	95	G	95	C	95	C
90	F	90	H	90	F	90	F	90	C	90	C
90	F	90	H	90	F	90	F	90	C	90	C
70	E	70	G	70	E	70	E	70	C	70	C
100	F	100	H	100	F	100	F	100	B	100	B
85	F	85	H	85	F	85	F	85	C	85	C
70	E	70	G	70	E	70	E	70	C	70	C
70	E	70	G	70	E	70	E	70	B	70	B
60	E	60	G	60	E	60	E	60	B	60	B
50	E	50	G	50	E	50	E	50	C	50	C
60	E	60	G	60	E	50	E	50	C	50	C
		60	B	60	B	50	B	50	B	50	B
		60	B	60	B	50	B	50	B	50	B
		30	B	30	B	70	B	70	B	70	B
		15	A	15	A	60	A	60	A	60	A
		30	B	30	B	70	B	70	B	70	B
130	K	130	M	130	K	150	E	150	E	150	E
130	K	130	M	130	K	140	E	140	E	140	E
130	K	130	M	130	K	140	E	140	E	140	E
120	J	120	L	120	J	130	E	130	E	130	E
		10	A	10	A	25	A	25	A	25	A
		15	A	15	A	35	A	35	A	35	A
		15	A	15	A	35	A	35	A	35	A
		70	M	70	M	70	M	70	M	70	M
		70	M	70	M	70	M	70	M	70	M
		135	D	135	D	135	D	135	D	135	D
		135	D	135	D	135	D	135	D	135	D

SuperV-AP mini - Das Wechselplatten-Bohrsystem

Arbeitsrichtwerte

Vorschubreihen										
Code-Buchstabe	A	B	C	D	E	F	G	H	I	
Werkzeug-Ø mm	10,00	0,080	0,100	0,125	0,160	0,200	0,250	0,315	0,400	0,400
	12,50	0,080	0,100	0,125	0,160	0,200	0,250	0,315	0,400	0,500
	16,00	0,100	0,125	0,160	0,200	0,250	0,315	0,400	0,500	0,630
	20,00	0,125	0,160	0,200	0,250	0,315	0,400	0,500	0,630	0,630
	25,00	0,160	0,200	0,250	0,315	0,400	0,500	0,630	0,800	0,800
	31,50	0,160	0,200	0,250	0,315	0,400	0,500	0,630	0,800	1,000
	40,00	0,200	0,250	0,315	0,400	0,500	0,630	0,800	1,000	1,250

Werkzeuge mit **fett gedruckten** Vorschubreihen-Codebuchstaben sind für die entsprechende Werkstoffgruppe vorrangig einzusetzen.

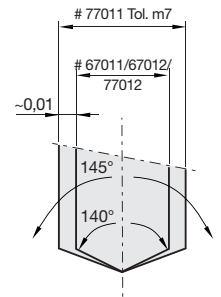
K, P, K/P Die universelle Einsetzbarkeit unserer neuen K-Hartmetalle hat u.a. auch zur Folge, dass wir die HM-Anwendungsgruppen nur noch mit K bzw. K/P definieren.

- Kühlmitteleinsatz:**
- Schneidöl, hochaktiviert
 - Bohrölemulsion
 - ohne Schmiermittel
 - nur Luftkühlung

Bitte beachten Sie die Anwendungsrichtlinien auf Seite 55!

Werkstoffgruppe	Werkstoffbeispiele, neue Bezeichnung (in Klammern alte Bezeichnung) Fettgedruckte Zahlen = Werkstoff-Nr. nach DIN EN	Zugfestigkeit MPa (N/mm ²)	Härte	Kühl- mittel
Allgemeine Baustähle	1.0035 S185(St33), 1.0486 P275N(StE285), 1.0345 P235GH(H1), 1.0425 P265GH(H2) 1.0050 E295 (St50-2), 1.0070 E360 (St70-2), 1.8937 P500NH (WStE500)	≤500 >500-850		<input checked="" type="checkbox"/> <input checked="" type="checkbox"/>
Automatenstähle	1.0718 11SMnPb30 (9SMnPb28), 1.0736 11SMn37 (9SMn36) 1.0727 46S20 (45S20), 1.0728 (60S20), 1.0757 46SPb20 (45SPb20)	≤850 850-1000		<input checked="" type="checkbox"/> <input checked="" type="checkbox"/>
Unlegierte Vergütungsstähle	1.0402 C22, 1.1178 C30E (Ck30) 1.0503 C45, 1.1191 C45E (Ck45) 1.0601 C60, 1.1221 C60E (Ck60)	≤ 700 700-850 850-1000		<input checked="" type="checkbox"/> <input checked="" type="checkbox"/> <input checked="" type="checkbox"/>
Legierte Vergütungsstähle	1.5131 50MnSi4, 1.7003 38Cr2, 1.7030 28Cr4 1.5710 36NiCr6, 1.7035 41Cr4, 1.7225 42CrMo4	850-≤1000 1000-1200		<input checked="" type="checkbox"/> <input checked="" type="checkbox"/>
Unlegierte Einsatzstähle	1.0301 (C10), 1.1121 C10E (Ck10)	≤750		<input checked="" type="checkbox"/>
Legierte Einsatzstähle	1.7043 38Cr4 1.5752 15NiCr13 (15NiCr13), 1.7131 16MnCr5, 1.7264 20CrMo5	850-≤1000 1000-1200		<input checked="" type="checkbox"/> <input checked="" type="checkbox"/>
Nitrierstähle	1.8504 34CrAl6 1.8519 31CrMoV9, 1.8550 34CrAlNi7	≥850-≤1000 >1000-1200		<input checked="" type="checkbox"/> <input checked="" type="checkbox"/>
Werkzeugstähle	1.1750 C75W, 1.2067 102Cr6, 1.2307 29CrMoV9 1.2080 X210Cr12, 1.2083 X42Cr13, 1.2419 105WCr6, 1.2767 X45NiCrMo4	≤850 >850-1000		<input checked="" type="checkbox"/> <input checked="" type="checkbox"/>
Schnellarbeitsstähle	1.3243 S 6-5-2-5, 1.3343 S 6-5-2, 1.3344 S 6-5-3	≥650-1000		<input checked="" type="checkbox"/>
Federstähle	1.5026 55Si7, 1.7176 55Cr3, 1.8159 51CrV4 (51CrV4)		≤330 HB	<input checked="" type="checkbox"/>
Gehärtete Stähle	-		≤40-48 HRC >48-60 HRC	<input checked="" type="checkbox"/> <input checked="" type="checkbox"/>
Rostfreie Stähle, geschwefelt austenitisch martensitisch	1.4005 X12CrS13, 1.4104 X14CrMoS17, 1.4105 X6CrMoS17, 1.4305 X8CrNiS18-9 1.4301 X5CrNi18-10 (V2A), 1.4541 X6CrNiTi18-10, 1.4571 X6CrNiMoTi 17-12-2 (V4A) 1.4057 X20CrNi 17 2 (X17CrNi16-2), 1.4122 X39CrMo17-1, 1.4521 X2CrMoTi18-2	≤850 ≤850 ≤850		<input checked="" type="checkbox"/> <input checked="" type="checkbox"/> <input checked="" type="checkbox"/>
Gusseisen	0.6010 EN-GJL-100(GG10), 0.6020 EN-GJL-200(GG20) 0.6025 EN-GJL-250(GG25), 0.6035 EN-GJL-350(GG35)	850-≤1000 1000-1200		<input checked="" type="checkbox"/> <input checked="" type="checkbox"/>
Kugelgraphit- und Temperguss	0.7050 EN-GJS-500-7(GGG50), 0.8035 EN-GJMW-350-4(GTW35) 0.7070 EN-GJS-700-2(GGG70), 0.8170 EN-GJMB-700-2(GTS70)		≤240 HB <300 HB	<input checked="" type="checkbox"/> <input checked="" type="checkbox"/>
Hartguss	-		≤350 HB	<input checked="" type="checkbox"/>
Neue Gusswerkstoffe GGV	EN-GJV250 (GGV25), EN-GJV350 (GGV35) EN-GJV400 (GGV40), EN-GJV500 (GGV50), SiMo6			<input checked="" type="checkbox"/> <input checked="" type="checkbox"/>
Neue Gusswerkstoffe ADI	EN-GJS-800-8 (ADI800), EN-GJS-1000-5 (ADI1000) EN-GJS-1200-2 (ADI1200), EN-GJS-1400-1 (ADI1400)	800-1000 1200-1400		<input checked="" type="checkbox"/> <input checked="" type="checkbox"/>
Sonderlegierungen	Nimonic, Inconel, Monel, Hastelloy	≤1200		<input checked="" type="checkbox"/>
Titan und Titan-Legierungen	3.7024 Ti99,5, 3.7114 TiAl5Sn2,5, 3.7124 TiCu2 3.7154 TiAl6Zr5, 3.7165 TiAl6V4, 3.7184 TiAl4Mo4Sn2,5, - TiAl8Mo1V1	≤850 >850-1200		<input checked="" type="checkbox"/> <input checked="" type="checkbox"/>
Aluminium und Al-Legierungen	3.0255 Al99,5, 3.2315 AlMgSi1, 3.3515 AlMg1	≤400		<input checked="" type="checkbox"/>
Al-Knetlegierungen	3.0615 AlMgSiPb, 3.1325 AlCuMg1, 3.3245 AlMg3Si, 3.4365 AlZnMgCu1,5	≤450		<input checked="" type="checkbox"/>
Al-Gusslegierungen ≤ 10 % Si > 10 % Si	3.2131 G-AlSi5Cu1, 3.2153 G-AlSi7Cu3, 3.2573 G-AlSi9 3.2581 G-AlSi12, 3.2583 G-AlSi12Cu, - G-AlSi12CuNiMg	≤600 ≤600		<input checked="" type="checkbox"/> <input checked="" type="checkbox"/>
Magnesium-Legierungen	3.5200 MgMn2, 3.5812.05 G-MgAl8Zn1, 3.5612.05 G-MgAl6Zn1	≤450		<input type="checkbox"/>
Kupfer, niedriglegiert	2.0070 SE-Cu, 2.1020 CuSn6, 2.1096 G-CuSn5ZnPb	≤400		<input checked="" type="checkbox"/> <input checked="" type="checkbox"/>
Messing, kurzspanend langspanend	2.0380 CuZn39Pb2, 2.0401 CuZn39Pb3, 2.0410 CuZn43Pb2 2.0250 CuZn20, 2.0280 CuZn33, 2.0332 CuZn37Pb0,5	≤600 ≤600		<input checked="" type="checkbox"/> <input checked="" type="checkbox"/>
Bronzen, kurzspanend	2.1090 CuSn7ZnPb, 2.1170 CuPb5Sn5, 2.1176 CuPb10Sn 2.0790 CuNi18Zn19Pb	≤600 >600-850		<input checked="" type="checkbox"/> <input checked="" type="checkbox"/>
Bronzen, langspanend	2.0916 CuAl5, 2.0960 CuAl9Mn, 2.1050 CuSn10 2.0980 CuAl11Ni, 2.1247 CuBe2	≤850 >850-1000		<input checked="" type="checkbox"/> <input checked="" type="checkbox"/>
Kunststoffe, duroplastisch thermoplastisch	Epoxidharz, Resopal, Pertinax, Moltopren Plexiglas, Hostalen, Novodur, Makralon			- <input checked="" type="checkbox"/>
Kunststoffe, aramidfaserverstärkt glas-/kohlefaserverstärkt	Kevlar GFK/CFK			- <input type="checkbox"/>

Wechselplatten-Träger $\leq 1,5 \times D$, Pilotierwerkzeug Katalog-Nr. 77007



Katalog-Nr.	67011	67012	77012	77011
Schneidstoff	VHM	VHM	VHM	VHM
HM-Anwendungsgr.	K/P	K/P	K/P	K/P
Oberfläche	TiAlN nano	AlTiN nano	blank	AlTiN nano
Typ	U	VA	AL	NC
Innenkühlung	axial	axial	axial	axial
Katalogseite	114	117	120	123



v_c m/min	VR-Code	v_c m/min	VR-Code	v_c m/min	VR-Code	v_c m/min	VR-Code
130	F					130	F
110	E					110	E
130	G					130	G
110	F					110	F
130	F					130	F
125	F					125	F
110	E					110	E
110	F					110	F
90	E					90	E
130	G					130	G
110	F					110	F
70	D					70	D
105	E					105	E
70	D					70	D
60	E					60	E
55	D					55	D
55	C					55	C
50	B					50	B
		25	B			25	B
		55	C			55	C
		40	C			40	C
		35	C			35	C
						100	F
						90	F
						120	G
						100	F
		90	F			80	E
						80	E
						80	E
						80	E
						90	F
		25	B			25	B
		40	C			40	C
		35	B			35	B
						200	G
						180	G
						150	G
						120	G
						180	G
						70	F
						180	G
						120	F
						70	F
						50	F
						45	F
						35	E

SuperV-AP mini - Das Wechselplatten-Bohrsystem

Arbeitsrichtwerte

Vorschubreihen										
Code-Buchstabe	A	B	C	D	E	F	G	H	I	
Werkzeug-Ø mm	10,00	0,080	0,100	0,125	0,160	0,200	0,250	0,315	0,400	0,400
	12,50	0,080	0,100	0,125	0,160	0,200	0,250	0,315	0,400	0,500
	16,00	0,100	0,125	0,160	0,200	0,250	0,315	0,400	0,500	0,630
	20,00	0,125	0,160	0,200	0,250	0,315	0,400	0,500	0,630	0,630
	25,00	0,160	0,200	0,250	0,315	0,400	0,500	0,630	0,800	0,800
	31,50	0,160	0,200	0,250	0,315	0,400	0,500	0,630	0,800	1,000
	40,00	0,200	0,250	0,315	0,400	0,500	0,630	0,800	1,000	1,250

Werkzeuge mit **fett gedruckten** Vorschubreihen-Codebuchstaben sind für die entsprechende Werkstoffgruppe vorrangig einzusetzen.

K, P, K/P Die universelle Einsetzbarkeit unserer neuen K-Hartmetalle hat u.a. auch zur Folge, dass wir die HM-Anwendungsgruppen nur noch mit K bzw. K/P definieren.

- Kühlmitteleinsatz:**
- Schneidöl, hochaktiviert
 - Bohrölemulsion
 - ohne Schmiermittel
 - nur Luftkühlung

Bitte beachten Sie die Anwendungsrichtlinien auf Seite 55!

Werkstoffgruppe	Werkstoffbeispiele, neue Bezeichnung (in Klammern alte Bezeichnung) Fettgedruckte Zahlen = Werkstoff-Nr. nach DIN EN	Zugfestigkeit MPa (N/mm ²)	Härte	Kühl- mittel
Allgemeine Baustähle	1.0035 S185(St33), 1.0486 P275N(StE285), 1.0345 P235GH(H1), 1.0425 P265GH(H2) 1.0050 E295 (St50-2), 1.0070 E360 (St70-2), 1.8937 P500NH (WStE500)	≤500 >500-850		<input checked="" type="checkbox"/> <input checked="" type="checkbox"/>
Automatenstähle	1.0718 11SMnPb30 (9SMnPb28), 1.0736 11SMn37 (9SMn36) 1.0727 46S20 (45S20), 1.0728 (60S20), 1.0757 46SPb20 (45SPb20)	≤850 850-1000		<input checked="" type="checkbox"/> <input checked="" type="checkbox"/>
Unlegierte Vergütungsstähle	1.0402 C22, 1.1178 C30E (Ck30) 1.0503 C45, 1.1191 C45E (Ck45) 1.0601 C60, 1.1221 C60E (Ck60)	≤ 700 700-850 850-1000		<input checked="" type="checkbox"/> <input checked="" type="checkbox"/> <input checked="" type="checkbox"/>
Legierte Vergütungsstähle	1.5131 50MnSi4, 1.7003 38Cr2, 1.7030 28Cr4 1.5710 36NiCr6, 1.7035 41Cr4, 1.7225 42CrMo4	850-≤1000 1000-1200		<input checked="" type="checkbox"/> <input checked="" type="checkbox"/>
Unlegierte Einsatzstähle	1.0301 (C10), 1.1121 C10E (Ck10)	≤750		<input checked="" type="checkbox"/>
Legierte Einsatzstähle	1.7043 38Cr4 1.5752 15NiCr13 (15NiCr13), 1.7131 16MnCr5, 1.7264 20CrMo5	850-≤1000 1000-1200		<input checked="" type="checkbox"/> <input checked="" type="checkbox"/>
Nitrierstähle	1.8504 34CrAl6 1.8519 31CrMoV9, 1.8550 34CrAlNi7	≥850-≤1000 >1000-1200		<input checked="" type="checkbox"/> <input checked="" type="checkbox"/>
Werkzeugstähle	1.1750 C75W, 1.2067 102Cr6, 1.2307 29CrMoV9 1.2080 X210Cr12, 1.2083 X42Cr13, 1.2419 105WCr6, 1.2767 X45NiCrMo4	≤850 >850-1000		<input checked="" type="checkbox"/> <input checked="" type="checkbox"/>
Schnellarbeitsstähle	1.3243 S 6-5-2-5, 1.3343 S 6-5-2, 1.3344 S 6-5-3	≥650-1000		<input checked="" type="checkbox"/>
Federstähle	1.5026 55Si7, 1.7176 55Cr3, 1.8159 51CrV4 (51CrV4)		≤330 HB	<input checked="" type="checkbox"/>
Gehärtete Stähle	-		≤40-48 HRC >48-60 HRC	<input checked="" type="checkbox"/> <input checked="" type="checkbox"/>
Rostfreie Stähle, geschwefelt austenitisch martensitisch	1.4005 X12CrS13, 1.4104 X14CrMoS17, 1.4105 X6CrMoS17, 1.4305 X8CrNiS18-9 1.4301 X5CrNi18-10 (V2A), 1.4541 X6CrNiTi18-10, 1.4571 X6CrNiMoTi 17-12-2 (V4A) 1.4057 X20CrNi 17 2 (X17CrNi16-2), 1.4122 X39CrMo17-1, 1.4521 X2CrMoTi18-2	≤850 ≤850 ≤850		<input checked="" type="checkbox"/> <input checked="" type="checkbox"/> <input checked="" type="checkbox"/>
Gusseisen	0.6010 EN-GJL-100(GG10), 0.6020 EN-GJL-200(GG20) 0.6025 EN-GJL-250(GG25), 0.6035 EN-GJL-350(GG35)	850-≤1000 1000-1200		<input checked="" type="checkbox"/> <input checked="" type="checkbox"/>
Kugelgraphit- und Temperguss	0.7050 EN-GJS-500-7(GGG50), 0.8035 EN-GJMW-350-4(GTW35) 0.7070 EN-GJS-700-2(GGG70), 0.8170 EN-GJMB-700-2(GTS70)		≤240 HB <300 HB	<input checked="" type="checkbox"/> <input checked="" type="checkbox"/>
Hartguss	-		≤350 HB	<input checked="" type="checkbox"/>
Neue Gusswerkstoffe GGV	EN-GJV250 (GGV25), EN-GJV350 (GGV35) EN-GJV400 (GGV40), EN-GJV500 (GGV50), SiMo6			<input checked="" type="checkbox"/> <input checked="" type="checkbox"/>
Neue Gusswerkstoffe ADI	EN-GJS-800-8 (ADI800), EN-GJS-1000-5 (ADI1000) EN-GJS-1200-2 (ADI1200), EN-GJS-1400-1 (ADI1400)	800-1000 1200-1400		<input checked="" type="checkbox"/> <input checked="" type="checkbox"/>
Sonderlegierungen	Nimonic, Inconel, Monel, Hastelloy	≤1200		<input checked="" type="checkbox"/>
Titan und Titan-Legierungen	3.7024 Ti99,5, 3.7114 TiAl5Sn2,5, 3.7124 TiCu2 3.7154 TiAl6Zr5, 3.7165 TiAl6V4, 3.7184 TiAl4Mo4Sn2,5, - TiAl8Mo1V1	≤850 >850-1200		<input checked="" type="checkbox"/> <input checked="" type="checkbox"/>
Aluminium und Al-Legierungen	3.0255 Al99,5, 3.2315 AlMgSi1, 3.3515 AlMg1	≤400		<input checked="" type="checkbox"/>
Al-Knetlegierungen	3.0615 AlMgSiPb, 3.1325 AlCuMg1, 3.3245 AlMg3Si, 3.4365 AlZnMgCu1,5	≤450		<input checked="" type="checkbox"/>
Al-Gusslegierungen ≤ 10 % Si > 10 % Si	3.2131 G-AlSi5Cu1, 3.2153 G-AlSi7Cu3, 3.2573 G-AlSi9 3.2581 G-AlSi12, 3.2583 G-AlSi12Cu, - G-AlSi12CuNiMg	≤600 ≤600		<input checked="" type="checkbox"/> <input checked="" type="checkbox"/>
Magnesium-Legierungen	3.5200 MgMn2, 3.5812.05 G-MgAl8Zn1, 3.5612.05 G-MgAl6Zn1	≤450		<input type="checkbox"/>
Kupfer, niedriglegiert	2.0070 SE-Cu, 2.1020 CuSn6, 2.1096 G-CuSn5ZnPb	≤400		<input checked="" type="checkbox"/> <input checked="" type="checkbox"/>
Messing, kurzspanend langspanend	2.0380 CuZn39Pb2, 2.0401 CuZn39Pb3, 2.0410 CuZn43Pb2 2.0250 CuZn20, 2.0280 CuZn33, 2.0332 CuZn37Pb0,5	≤600 ≤600		<input checked="" type="checkbox"/> <input checked="" type="checkbox"/>
Bronzen, kurzspanend	2.1090 CuSn7ZnPb, 2.1170 CuPb5Sn5, 2.1176 CuPb10Sn 2.0790 CuNi18Zn19Pb	≤600 >600-850		<input checked="" type="checkbox"/> <input checked="" type="checkbox"/>
Bronzen, langspanend	2.0916 CuAl5, 2.0960 CuAl9Mn, 2.1050 CuSn10 2.0980 CuAl11Ni, 2.1247 CuBe2	≤850 >850-1000		<input checked="" type="checkbox"/> <input checked="" type="checkbox"/>
Kunststoffe, duroplastisch thermoplastisch	Epoxidharz, Resopal, Pertinax, Moltopren Plexiglas, Hostalen, Novodur, Makralon			- <input checked="" type="checkbox"/>
Kunststoffe, aramidfaserverstärkt glas-/kohlefaserverstärkt	Kevlar GFK/CFK			- <input type="checkbox"/>

SuperV-AP mini - Das Wechselplatten-Bohrsystem

Arbeitsrichtwerte

Vorschubreihen										
Code-Buchstabe	A	B	C	D	E	F	G	H	I	
Werkzeug-Ø mm	10,00	0,080	0,100	0,125	0,160	0,200	0,250	0,315	0,400	0,400
	12,50	0,080	0,100	0,125	0,160	0,200	0,250	0,315	0,400	0,500
	16,00	0,100	0,125	0,160	0,200	0,250	0,315	0,400	0,500	0,630
	20,00	0,125	0,160	0,200	0,250	0,315	0,400	0,500	0,630	0,630
	25,00	0,160	0,200	0,250	0,315	0,400	0,500	0,630	0,800	0,800
	31,50	0,160	0,200	0,250	0,315	0,400	0,500	0,630	0,800	1,000
	40,00	0,200	0,250	0,315	0,400	0,500	0,630	0,800	1,000	1,250

Werkzeuge mit **fett gedruckten** Vorschubreihen-Codebuchstaben sind für die entsprechende Werkstoffgruppe vorrangig einzusetzen.

K, P, K/P Die universelle Einsetzbarkeit unserer neuen K-Hartmetalle hat u.a. auch zur Folge, dass wir die HM-Anwendungsgruppen nur noch mit K bzw. K/P definieren.

- Kühlmitteleinsatz:**
- Schneidöl, hochaktiviert
 - Bohrölemulsion
 - ohne Schmiermittel
 - nur Luftkühlung

Bitte beachten Sie die Anwendungsrichtlinien auf Seite 55!

Werkstoffgruppe	Werkstoffbeispiele, neue Bezeichnung (in Klammern alte Bezeichnung) Fettgedruckte Zahlen = Werkstoff-Nr. nach DIN EN	Zugfestigkeit MPa (N/mm ²)	Härte	Kühl- mittel
Allgemeine Baustähle	1.0035 S185(St33), 1.0486 P275N(StE285), 1.0345 P235GH(H1), 1.0425 P265GH(H2) 1.0050 E295 (St50-2), 1.0070 E360 (St70-2), 1.8937 P500NH (WStE500)	≤500 >500-850		<input checked="" type="checkbox"/> <input checked="" type="checkbox"/>
Automatenstähle	1.0718 11SMnPb30 (9SMnPb28), 1.0736 11SMn37 (9SMn36) 1.0727 46S20 (45S20), 1.0728 (60S20), 1.0757 46SPb20 (45SPb20)	≤850 850-1000		<input checked="" type="checkbox"/> <input checked="" type="checkbox"/>
Unlegierte Vergütungsstähle	1.0402 C22, 1.1178 C30E (Ck30) 1.0503 C45, 1.1191 C45E (Ck45) 1.0601 C60, 1.1221 C60E (Ck60)	≤ 700 700-850 850-1000		<input checked="" type="checkbox"/> <input checked="" type="checkbox"/> <input checked="" type="checkbox"/>
Legierte Vergütungsstähle	1.5131 50MnSi4, 1.7003 38Cr2, 1.7030 28Cr4 1.5710 36NiCr6, 1.7035 41Cr4, 1.7225 42CrMo4	850-≤1000 1000-1200		<input checked="" type="checkbox"/> <input checked="" type="checkbox"/>
Unlegierte Einsatzstähle	1.0301 (C10), 1.1121 C10E (Ck10)	≤750		<input checked="" type="checkbox"/>
Legierte Einsatzstähle	1.7043 38Cr4 1.5752 15NiCr13 (15NiCr13), 1.7131 16MnCr5, 1.7264 20CrMo5	850-≤1000 1000-1200		<input checked="" type="checkbox"/> <input checked="" type="checkbox"/>
Nitrierstähle	1.8504 34CrAl6 1.8519 31CrMoV9, 1.8550 34CrAlNi7	≥850-≤1000 >1000-1200		<input checked="" type="checkbox"/> <input checked="" type="checkbox"/>
Werkzeugstähle	1.1750 C75W, 1.2067 102Cr6, 1.2307 29CrMoV9 1.2080 X210Cr12, 1.2083 X42Cr13, 1.2419 105WCr6, 1.2767 X45NiCrMo4	≤850 >850-1000		<input checked="" type="checkbox"/> <input checked="" type="checkbox"/>
Schnellarbeitsstähle	1.3243 S 6-5-2-5, 1.3343 S 6-5-2, 1.3344 S 6-5-3	≥650-1000		<input checked="" type="checkbox"/>
Federstähle	1.5026 55Si7, 1.7176 55Cr3, 1.8159 51CrV4 (51CrV4)		≤330 HB	<input checked="" type="checkbox"/>
Gehärtete Stähle	-		≤40-48 HRC >48-60 HRC	<input checked="" type="checkbox"/> <input checked="" type="checkbox"/>
Rostfreie Stähle, geschwefelt austenitisch martensitisch	1.4005 X12CrS13, 1.4104 X14CrMoS17, 1.4105 X6CrMoS17, 1.4305 X8CrNiS18-9 1.4301 X5CrNi18-10 (V2A), 1.4541 X6CrNiTi18-10, 1.4571 X6CrNiMoTi 17-12-2 (V4A) 1.4057 X20CrNi 17 2 (X17CrNi16-2), 1.4122 X39CrMo17-1, 1.4521 X2CrMoTi18-2	≤850 ≤850 ≤850		<input checked="" type="checkbox"/> <input checked="" type="checkbox"/> <input checked="" type="checkbox"/>
Gusseisen	0.6010 EN-GJL-100(GG10), 0.6020 EN-GJL-200(GG20) 0.6025 EN-GJL-250(GG25), 0.6035 EN-GJL-350(GG35)	850-≤1000 1000-1200		<input checked="" type="checkbox"/> <input checked="" type="checkbox"/>
Kugelgraphit- und Temperguss	0.7050 EN-GJS-500-7(GGG50), 0.8035 EN-GJMW-350-4(GTW35) 0.7070 EN-GJS-700-2(GGG70), 0.8170 EN-GJMB-700-2(GTS70)		≤240 HB <300 HB	<input checked="" type="checkbox"/> <input checked="" type="checkbox"/>
Hartguss	-		≤350 HB	<input checked="" type="checkbox"/>
Neue Gusswerkstoffe GGV	EN-GJV250 (GGV25), EN-GJV350 (GGV35) EN-GJV400 (GGV40), EN-GJV500 (GGV50), SiMo6			<input checked="" type="checkbox"/> <input checked="" type="checkbox"/>
Neue Gusswerkstoffe ADI	EN-GJS-800-8 (ADI800), EN-GJS-1000-5 (ADI1000) EN-GJS-1200-2 (ADI1200), EN-GJS-1400-1 (ADI1400)	800-1000 1200-1400		<input checked="" type="checkbox"/> <input checked="" type="checkbox"/>
Sonderlegierungen	Nimonic, Inconel, Monel, Hastelloy	≤1200		<input checked="" type="checkbox"/>
Titan und Titan-Legierungen	3.7024 Ti99,5, 3.7114 TiAl5Sn2,5, 3.7124 TiCu2 3.7154 TiAl6Zr5, 3.7165 TiAl6V4, 3.7184 TiAl4Mo4Sn2,5, - TiAl8Mo1V1	≤850 >850-1200		<input checked="" type="checkbox"/> <input checked="" type="checkbox"/>
Aluminium und Al-Legierungen	3.0255 Al99,5, 3.2315 AlMgSi1, 3.3515 AlMg1	≤400		<input checked="" type="checkbox"/>
Al-Knetlegierungen	3.0615 AlMgSiPb, 3.1325 AlCuMg1, 3.3245 AlMg3Si, 3.4365 AlZnMgCu1,5	≤450		<input checked="" type="checkbox"/>
Al-Gusslegierungen ≤ 10 % Si > 10 % Si	3.2131 G-AlSi5Cu1, 3.2153 G-AlSi7Cu3, 3.2573 G-AlSi9 3.2581 G-AlSi12, 3.2583 G-AlSi12Cu, - G-AlSi12CuNiMg	≤600 ≤600		<input checked="" type="checkbox"/> <input checked="" type="checkbox"/>
Magnesium-Legierungen	3.5200 MgMn2, 3.5812.05 G-MgAl8Zn1, 3.5612.05 G-MgAl6Zn1	≤450		<input type="checkbox"/>
Kupfer, niedriglegiert	2.0070 SE-Cu, 2.1020 CuSn6, 2.1096 G-CuSn5ZnPb	≤400		<input checked="" type="checkbox"/> <input checked="" type="checkbox"/>
Messing, kurzspanend langspanend	2.0380 CuZn39Pb2, 2.0401 CuZn39Pb3, 2.0410 CuZn43Pb2 2.0250 CuZn20, 2.0280 CuZn33, 2.0332 CuZn37Pb0,5	≤600 ≤600		<input checked="" type="checkbox"/> <input checked="" type="checkbox"/>
Bronzen, kurzspanend	2.1090 CuSn7ZnPb, 2.1170 CuPb5Sn5, 2.1176 CuPb10Sn 2.0790 CuNi18Zn19Pb	≤600 >600-850		<input checked="" type="checkbox"/> <input checked="" type="checkbox"/>
Bronzen, langspanend	2.0916 CuAl5, 2.0960 CuAl9Mn, 2.1050 CuSn10 2.0980 CuAl11Ni, 2.1247 CuBe2	≤850 >850-1000		<input checked="" type="checkbox"/> <input checked="" type="checkbox"/>
Kunststoffe, duroplastisch thermoplastisch	Epoxidharz, Resopal, Pertinax, Moltopren Plexiglas, Hostalen, Novodur, Makralon			- <input checked="" type="checkbox"/>
Kunststoffe, aramidfaserverstärkt glas-/kohlefaserverstärkt	Kevlar GFK/CFK			- <input type="checkbox"/>

SuperV-AP mini - Das Wechselplatten-Bohrsystem

Arbeitsrichtwerte

Vorschubreihen											
Code-Buchstabe	A	B	C	D	E	F	G	H	I		
Werkzeug-Ø mm	10,00	0,080	0,100	0,125	0,160	0,200	0,250	0,315	0,400	0,400	Vorschube f (mm/U)
	12,50	0,080	0,100	0,125	0,160	0,200	0,250	0,315	0,400	0,500	
	16,00	0,100	0,125	0,160	0,200	0,250	0,315	0,400	0,500	0,630	
	20,00	0,125	0,160	0,200	0,250	0,315	0,400	0,500	0,630	0,630	
	25,00	0,160	0,200	0,250	0,315	0,400	0,500	0,630	0,800	0,800	
	31,50	0,160	0,200	0,250	0,315	0,400	0,500	0,630	0,800	1,000	
	40,00	0,200	0,250	0,315	0,400	0,500	0,630	0,800	1,000	1,250	

Werkzeuge mit **fett gedruckten**

Vorschubreihen-Codebuchstaben sind für die entsprechende Werkstoffgruppe vorrangig einzusetzen.

K, P, K/P Die universelle Einsetzbarkeit unserer neuen K-Hartmetalle hat u.a. auch zur Folge, dass wir die HM-Anwendungsgruppen nur noch mit K bzw. K/P definieren.

Kühlmitteleinsatz:

- Schneidöl, hochaktiviert
- Bohrölemulsion
- ohne Schmiermittel
- nur Luftkühlung

Bitte beachten Sie die Anwendungsrichtlinien auf Seite 55!

Werkstoffgruppe	Werkstoffbeispiele, neue Bezeichnung (in Klammern alte Bezeichnung) Fettgedruckte Zahlen = Werkstoff-Nr. nach DIN EN	Zugfestigkeit MPa (N/mm ²)	Härte	Kühl- mittel
Allgemeine Baustähle	1.0035 S185(St33), 1.0486 P275N(StE285), 1.0345 P235GH(H1), 1.0425 P265GH(H2) 1.0050 E295 (St50-2), 1.0070 E360 (St70-2), 1.8937 P500NH (WStE500)	≤500 >500-850		<input checked="" type="checkbox"/> <input checked="" type="checkbox"/>
Automatenstähle	1.0718 11SMnPb30 (9SMnPb28), 1.0736 11SMn37 (9SMn36) 1.0727 46S20 (45S20), 1.0728 (60S20), 1.0757 46SPb20 (45SPb20)	≤850 850-1000		<input checked="" type="checkbox"/> <input checked="" type="checkbox"/>
Unlegierte Vergütungsstähle	1.0402 C22, 1.1178 C30E (Ck30) 1.0503 C45, 1.1191 C45E (Ck45) 1.0601 C60, 1.1221 C60E (Ck60)	≤ 700 700-850 850-1000		<input checked="" type="checkbox"/> <input checked="" type="checkbox"/> <input checked="" type="checkbox"/>
Legierte Vergütungsstähle	1.5131 50MnSi4, 1.7003 38Cr2, 1.7030 28Cr4 1.5710 36NiCr6, 1.7035 41Cr4, 1.7225 42CrMo4	850-≤1000 1000-1200		<input checked="" type="checkbox"/> <input checked="" type="checkbox"/>
Unlegierte Einsatzstähle	1.0301 (C10), 1.1121 C10E (Ck10)	≤750		<input checked="" type="checkbox"/>
Legierte Einsatzstähle	1.7043 38Cr4 1.5752 15NiCr13 (15NiCr13), 1.7131 16MnCr5, 1.7264 20CrMo5	850-≤1000 1000-1200		<input checked="" type="checkbox"/> <input checked="" type="checkbox"/>
Nitrierstähle	1.8504 34CrAl6 1.8519 31CrMoV9, 1.8550 34CrAlNi7	≥850-≤1000 >1000-1200		<input checked="" type="checkbox"/> <input checked="" type="checkbox"/>
Werkzeugstähle	1.1750 C75W, 1.2067 102Cr6, 1.2307 29CrMoV9 1.2080 X210Cr12, 1.2083 X42Cr13, 1.2419 105WCr6, 1.2767 X45NiCrMo4	≤850 >850-1000		<input checked="" type="checkbox"/> <input checked="" type="checkbox"/>
Schnellarbeitsstähle	1.3243 S 6-5-2-5, 1.3343 S 6-5-2, 1.3344 S 6-5-3	≥650-1000		<input checked="" type="checkbox"/>
Federstähle	1.5026 55Si7, 1.7176 55Cr3, 1.8159 51CrV4 (51CrV4)		≤330 HB	<input checked="" type="checkbox"/>
Gehärtete Stähle	-		≤40-48 HRC >48-60 HRC	<input checked="" type="checkbox"/> <input checked="" type="checkbox"/>
Rostfreie Stähle, geschwefelt austenitisch martensitisch	1.4005 X12CrS13, 1.4104 X14CrMoS17, 1.4105 X6CrMoS17, 1.4305 X8CrNiS18-9 1.4301 X5CrNi18-10 (V2A), 1.4541 X6CrNiTi18-10, 1.4571 X6CrNiMoTi 17-12-2 (V4A) 1.4057 X20CrNi 17 2 (X17CrNi16-2), 1.4122 X39CrMo17-1, 1.4521 X2CrMoTi18-2	≤850 ≤850 ≤850		<input checked="" type="checkbox"/> <input checked="" type="checkbox"/> <input checked="" type="checkbox"/>
Gusseisen	0.6010 EN-GJL-100(GG10), 0.6020 EN-GJL-200(GG20) 0.6025 EN-GJL-250(GG25), 0.6035 EN-GJL-350(GG35)	850-≤1000 1000-1200		<input checked="" type="checkbox"/> <input checked="" type="checkbox"/>
Kugelgraphit- und Temperguss	0.7050 EN-GJS-500-7(GGG50), 0.8035 EN-GJMW-350-4(GTW35) 0.7070 EN-GJS-700-2(GGG70), 0.8170 EN-GJMB-700-2(GTS70)		≤240 HB <300 HB	<input checked="" type="checkbox"/> <input checked="" type="checkbox"/>
Hartguss	-		≤350 HB	<input checked="" type="checkbox"/>
Neue Gusswerkstoffe GGV	EN-GJV250 (GGV25), EN-GJV350 (GGV35) EN-GJV400 (GGV40), EN-GJV500 (GGV50), SiMo6			<input checked="" type="checkbox"/> <input checked="" type="checkbox"/>
Neue Gusswerkstoffe ADI	EN-GJS-800-8 (ADI800), EN-GJS-1000-5 (ADI1000) EN-GJS-1200-2 (ADI1200), EN-GJS-1400-1 (ADI1400)	800-1000 1200-1400		<input checked="" type="checkbox"/> <input checked="" type="checkbox"/>
Sonderlegierungen	Nimonic, Inconel, Monel, Hastelloy	≤1200		<input checked="" type="checkbox"/>
Titan und Titan-Legierungen	3.7024 Ti99,5, 3.7114 TiAl5Sn2,5, 3.7124 TiCu2 3.7154 TiAl6Zr5, 3.7165 TiAl6V4, 3.7184 TiAl4Mo4Sn2,5, - TiAl8Mo1V1	≤850 >850-1200		<input checked="" type="checkbox"/> <input checked="" type="checkbox"/>
Aluminium und Al-Legierungen	3.0255 Al99,5, 3.2315 AlMgSi1, 3.3515 AlMg1	≤400		<input checked="" type="checkbox"/>
Al-Knetlegierungen	3.0615 AlMgSiPb, 3.1325 AlCuMg1, 3.3245 AlMg3Si, 3.4365 AlZnMgCu1,5	≤450		<input checked="" type="checkbox"/>
Al-Gusslegierungen ≤ 10 % Si > 10 % Si	3.2131 G-AlSi5Cu1, 3.2153 G-AlSi7Cu3, 3.2573 G-AlSi9 3.2581 G-AlSi12, 3.2583 G-AlSi12Cu, - G-AlSi12CuNiMg	≤600 ≤600		<input checked="" type="checkbox"/> <input checked="" type="checkbox"/>
Magnesium-Legierungen	3.5200 MgMn2, 3.5812.05 G-MgAl8Zn1, 3.5612.05 G-MgAl6Zn1	≤450		<input type="checkbox"/>
Kupfer, niedriglegiert	2.0070 SE-Cu, 2.1020 CuSn6, 2.1096 G-CuSn5ZnPb	≤400		<input checked="" type="checkbox"/> <input checked="" type="checkbox"/>
Messing, kurzspanend langspanend	2.0380 CuZn39Pb2, 2.0401 CuZn39Pb3, 2.0410 CuZn43Pb2 2.0250 CuZn20, 2.0280 CuZn33, 2.0332 CuZn37Pb0,5	≤600 ≤600		<input checked="" type="checkbox"/> <input checked="" type="checkbox"/>
Bronzen, kurzspanend	2.1090 CuSn7ZnPb, 2.1170 CuPb5Sn5, 2.1176 CuPb10Sn 2.0790 CuNi18Zn19Pb	≤600 >600-850		<input checked="" type="checkbox"/> <input checked="" type="checkbox"/>
Bronzen, langspanend	2.0916 CuAl5, 2.0960 CuAl9Mn, 2.1050 CuSn10 2.0980 CuAl11Ni, 2.1247 CuBe2	≤850 >850-1000		<input checked="" type="checkbox"/> <input checked="" type="checkbox"/>
Kunststoffe, duroplastisch thermoplastisch	Epoxidharz, Resopal, Pertinax, Moltopren Plexiglas, Hostalen, Novodur, Makralon			- <input checked="" type="checkbox"/>
Kunststoffe, aramidfaserverstärkt glas-/kohlefaserverstärkt	Kevlar GFK/CFK			- <input type="checkbox"/>

Wechselplatten-Träger $\leq 7 \times D$

Katalog-Nr. 77003



Katalog-Nr.	67011
Schneidstoff	VHM
HM-Anwendungsgr.	K/P
Oberfläche	TiAlN nano
Typ	U
Innenkühlung	axial
Katalogseite	114

Katalog-Nr.	67012
Schneidstoff	VHM
HM-Anwendungsgr.	K/P
Oberfläche	AlTiN nano
Typ	VA
Innenkühlung	axial
Katalogseite	117

Katalog-Nr.	77012
Schneidstoff	VHM
HM-Anwendungsgr.	K
Oberfläche	blank
Typ	AL
Innenkühlung	axial
Katalogseite	120



v_c m/min	VR-Code
120	E
105	D
120	F
105	E
120	E
110	E
100	D
100	E
85	D
120	F
100	E
70	D
105	D
70	C
55	D
50	C
55	B
50	B

v_c m/min	VR-Code
25	A
55	B
40	B
35	B
70	F
25	A
40	B
35	A

v_c m/min	VR-Code
180	F
180	F
140	F
110	F
180	F
70	E
180	F
120	E
70	E
50	E
45	E
35	D

SuperV-AP mini - Das Wechselplatten-Bohrsystem

Arbeitsrichtwerte

Vorschubreihen										
Code-Buchstabe	A	B	C	D	E	F	G	H	I	
Werkzeug-Ø mm	10,00	0,080	0,100	0,125	0,160	0,200	0,250	0,315	0,400	0,400
	12,50	0,080	0,100	0,125	0,160	0,200	0,250	0,315	0,400	0,500
	16,00	0,100	0,125	0,160	0,200	0,250	0,315	0,400	0,500	0,630
	20,00	0,125	0,160	0,200	0,250	0,315	0,400	0,500	0,630	0,630
	25,00	0,160	0,200	0,250	0,315	0,400	0,500	0,630	0,800	0,800
	31,50	0,160	0,200	0,250	0,315	0,400	0,500	0,630	0,800	1,000
	40,00	0,200	0,250	0,315	0,400	0,500	0,630	0,800	1,000	1,250

Werkzeuge mit **fett gedruckten** Vorschubreihen-Codebuchstaben sind für die entsprechende Werkstoffgruppe vorrangig einzusetzen.

K, P, K/P Die universelle Einsetzbarkeit unserer neuen K-Hartmetalle hat u.a. auch zur Folge, dass wir die HM-Anwendungsgruppen nur noch mit K bzw. K/P definieren.

- Kühlmitteleinsatz:**
- Schneidöl, hochaktiviert
 - Bohrölemulsion
 - ohne Schmiermittel
 - nur Luftkühlung

Bitte beachten Sie die Anwendungsrichtlinien auf Seite 55!

Werkstoffgruppe	Werkstoffbeispiele, neue Bezeichnung (in Klammern alte Bezeichnung) Fettgedruckte Zahlen = Werkstoff-Nr. nach DIN EN	Zugfestigkeit MPa (N/mm ²)	Härte	Kühl- mittel
Allgemeine Baustähle	1.0035 S185(St33), 1.0486 P275N(StE285), 1.0345 P235GH(H1), 1.0425 P265GH(H2) 1.0050 E295 (St50-2), 1.0070 E360 (St70-2), 1.8937 P500NH (WStE500)	≤500 >500-850		<input checked="" type="checkbox"/> <input checked="" type="checkbox"/>
Automatenstähle	1.0718 11SMnPb30 (9SMnPb28), 1.0736 11SMn37 (9SMn36) 1.0727 46S20 (45S20), 1.0728 (60S20), 1.0757 46SPb20 (45SPb20)	≤850 850-1000		<input checked="" type="checkbox"/> <input checked="" type="checkbox"/>
Unlegierte Vergütungsstähle	1.0402 C22, 1.1178 C30E (Ck30) 1.0503 C45, 1.1191 C45E (Ck45) 1.0601 C60, 1.1221 C60E (Ck60)	≤ 700 700-850 850-1000		<input checked="" type="checkbox"/> <input checked="" type="checkbox"/> <input checked="" type="checkbox"/>
Legierte Vergütungsstähle	1.5131 50MnSi4, 1.7003 38Cr2, 1.7030 28Cr4 1.5710 36NiCr6, 1.7035 41Cr4, 1.7225 42CrMo4	850-≤1000 1000-1200		<input checked="" type="checkbox"/> <input checked="" type="checkbox"/>
Unlegierte Einsatzstähle	1.0301 (C10), 1.1121 C10E (Ck10)	≤750		<input checked="" type="checkbox"/>
Legierte Einsatzstähle	1.7043 38Cr4 1.5752 15NiCr13 (15NiCr13), 1.7131 16MnCr5, 1.7264 20CrMo5	850-≤1000 1000-1200		<input checked="" type="checkbox"/> <input checked="" type="checkbox"/>
Nitrierstähle	1.8504 34CrAl6 1.8519 31CrMoV9, 1.8550 34CrAlNi7	≥850-≤1000 >1000-1200		<input checked="" type="checkbox"/> <input checked="" type="checkbox"/>
Werkzeugstähle	1.1750 C75W, 1.2067 102Cr6, 1.2307 29CrMoV9 1.2080 X210Cr12, 1.2083 X42Cr13, 1.2419 105WCr6, 1.2767 X45NiCrMo4	≤850 >850-1000		<input checked="" type="checkbox"/> <input checked="" type="checkbox"/>
Schnellarbeitsstähle	1.3243 S 6-5-2-5, 1.3343 S 6-5-2, 1.3344 S 6-5-3	≥650-1000		<input checked="" type="checkbox"/>
Federstähle	1.5026 55Si7, 1.7176 55Cr3, 1.8159 51CrV4 (51CrV4)		≤330 HB	<input checked="" type="checkbox"/>
Gehärtete Stähle	-		≤40-48 HRC >48-60 HRC	<input checked="" type="checkbox"/> <input checked="" type="checkbox"/>
Rostfreie Stähle, geschwefelt austenitisch martensitisch	1.4005 X12CrS13, 1.4104 X14CrMoS17, 1.4105 X6CrMoS17, 1.4305 X8CrNiS18-9 1.4301 X5CrNi18-10 (V2A), 1.4541 X6CrNiTi18-10, 1.4571 X6CrNiMoTi 17-12-2 (V4A) 1.4057 X20CrNi 17 2 (X17CrNi16-2), 1.4122 X39CrMo17-1, 1.4521 X2CrMoTi18-2	≤850 ≤850 ≤850		<input checked="" type="checkbox"/> <input checked="" type="checkbox"/> <input checked="" type="checkbox"/>
Gusseisen	0.6010 EN-GJL-100(GG10), 0.6020 EN-GJL-200(GG20) 0.6025 EN-GJL-250(GG25), 0.6035 EN-GJL-350(GG35)	850-≤1000 1000-1200		<input checked="" type="checkbox"/> <input checked="" type="checkbox"/>
Kugelgraphit- und Temperguss	0.7050 EN-GJS-500-7(GGG50), 0.8035 EN-GJMW-350-4(GTW35) 0.7070 EN-GJS-700-2(GGG70), 0.8170 EN-GJMB-700-2(GTS70)		≤240 HB <300 HB	<input checked="" type="checkbox"/> <input checked="" type="checkbox"/>
Hartguss	-		≤350 HB	<input checked="" type="checkbox"/>
Neue Gusswerkstoffe GGV	EN-GJV250 (GGV25), EN-GJV350 (GGV35) EN-GJV400 (GGV40), EN-GJV500 (GGV50), SiMo6			<input checked="" type="checkbox"/> <input checked="" type="checkbox"/>
Neue Gusswerkstoffe ADI	EN-GJS-800-8 (ADI800), EN-GJS-1000-5 (ADI1000) EN-GJS-1200-2 (ADI1200), EN-GJS-1400-1 (ADI1400)	800-1000 1200-1400		<input checked="" type="checkbox"/> <input checked="" type="checkbox"/>
Sonderlegierungen	Nimonic, Inconel, Monel, Hastelloy	≤1200		<input checked="" type="checkbox"/>
Titan und Titan-Legierungen	3.7024 Ti99,5, 3.7114 TiAl5Sn2,5, 3.7124 TiCu2 3.7154 TiAl6Zr5, 3.7165 TiAl6V4, 3.7184 TiAl4Mo4Sn2,5, - TiAl8Mo1V1	≤850 >850-1200		<input checked="" type="checkbox"/> <input checked="" type="checkbox"/>
Aluminium und Al-Legierungen	3.0255 Al99,5, 3.2315 AlMgSi1, 3.3515 AlMg1	≤400		<input checked="" type="checkbox"/>
Al-Knetlegierungen	3.0615 AlMgSiPb, 3.1325 AlCuMg1, 3.3245 AlMg3Si, 3.4365 AlZnMgCu1,5	≤450		<input checked="" type="checkbox"/>
Al-Gusslegierungen ≤ 10 % Si > 10 % Si	3.2131 G-AlSi5Cu1, 3.2153 G-AlSi7Cu3, 3.2573 G-AlSi9 3.2581 G-AlSi12, 3.2583 G-AlSi12Cu, - G-AlSi12CuNiMg	≤600 ≤600		<input checked="" type="checkbox"/> <input checked="" type="checkbox"/>
Magnesium-Legierungen	3.5200 MgMn2, 3.5812.05 G-MgAl8Zn1, 3.5612.05 G-MgAl6Zn1	≤450		<input type="checkbox"/>
Kupfer, niedriglegiert	2.0070 SE-Cu, 2.1020 CuSn6, 2.1096 G-CuSn5ZnPb	≤400		<input checked="" type="checkbox"/> <input checked="" type="checkbox"/>
Messing, kurzspanend langspanend	2.0380 CuZn39Pb2, 2.0401 CuZn39Pb3, 2.0410 CuZn43Pb2 2.0250 CuZn20, 2.0280 CuZn33, 2.0332 CuZn37Pb0,5	≤600 ≤600		<input checked="" type="checkbox"/> <input checked="" type="checkbox"/>
Bronzen, kurzspanend	2.1090 CuSn7ZnPb, 2.1170 CuPb5Sn5, 2.1176 CuPb10Sn 2.0790 CuNi18Zn19Pb	≤600 >600-850		<input checked="" type="checkbox"/> <input checked="" type="checkbox"/>
Bronzen, langspanend	2.0916 CuAl5, 2.0960 CuAl9Mn, 2.1050 CuSn10 2.0980 CuAl11Ni, 2.1247 CuBe2	≤850 >850-1000		<input checked="" type="checkbox"/> <input checked="" type="checkbox"/>
Kunststoffe, duroplastisch thermoplastisch	Epoxidharz, Resopal, Pertinax, Moltopren Plexiglas, Hostalen, Novodur, Makralon			- <input checked="" type="checkbox"/>
Kunststoffe, aramidfaserverstärkt glas-/kohlefaserverstärkt	Kevlar GFK/CFK			- <input type="checkbox"/>

SuperV-AP maxi - Das Wechsellplatten-Bohrsystem

Arbeitsrichtwerte

Vorschubreihen											
Code-Buchstabe	A	B	C	D	E	F	G	H	I		
Werkzeug-Ø mm	10,00	0,080	0,100	0,125	0,160	0,200	0,250	0,315	0,400	0,400	Vorschube f (mm/U)
	12,50	0,080	0,100	0,125	0,160	0,200	0,250	0,315	0,400	0,500	
	16,00	0,100	0,125	0,160	0,200	0,250	0,315	0,400	0,500	0,630	
	20,00	0,125	0,160	0,200	0,250	0,315	0,400	0,500	0,630	0,630	
	25,00	0,160	0,200	0,250	0,315	0,400	0,500	0,630	0,800	0,800	
	31,50	0,160	0,200	0,250	0,315	0,400	0,500	0,630	0,800	1,000	
	40,00	0,200	0,250	0,315	0,400	0,500	0,630	0,800	1,000	1,250	

Werkzeuge mit **fett gedruckten**

Vorschubreihen-Codebuchstaben sind für die entsprechende Werkstoffgruppe vorrangig einzusetzen.

K, P, K/P Die universelle Einsetzbarkeit unserer neuen K-Hartmetalle hat u.a. auch zur Folge, dass wir die HM-Anwendungsgruppen nur noch mit K bzw. K/P definieren.

Kühlmitteleinsatz:

- Schneidöl, hochaktiviert
- Bohrölemulsion
- ohne Schmiermittel
- nur Luftkühlung

Werkstoffgruppe	Werkstoffbeispiele, neue Bezeichnung (in Klammern alte Bezeichnung) Fettgedruckte Zahlen = Werkstoff-Nr. nach DIN EN	Zugfestigkeit MPa (N/mm ²)	Härte	Kühl- mittel
Allgemeine Baustähle	1.0035 S185(St33), 1.0486 P275N(StE285), 1.0345 P235GH(H1), 1.0425 P265GH(H2) 1.0050 E295 (St50-2), 1.0070 E360 (St70-2), 1.8937 P500NH (WStE500)	≤500 >500-850		<input checked="" type="checkbox"/> <input checked="" type="checkbox"/>
Automatenstähle	1.0718 11SMnPb30 (9SMnPb28), 1.0736 11SMn37 (9SMn36) 1.0727 46S20 (45S20), 1.0728 (60S20), 1.0757 46SPb20 (45SPb20)	≤850 850-1000		<input checked="" type="checkbox"/> <input checked="" type="checkbox"/>
Unlegierte Vergütungsstähle	1.0402 C22, 1.1178 C30E (Ck30) 1.0503 C45, 1.1191 C45E (Ck45) 1.0601 C60, 1.1221 C60E (Ck60)	≤ 700 700-850 850-1000		<input checked="" type="checkbox"/> <input checked="" type="checkbox"/> <input checked="" type="checkbox"/>
Legierte Vergütungsstähle	1.5131 50MnSi4, 1.7003 38Cr2, 1.7030 28Cr4 1.5710 36NiCr6, 1.7035 41Cr4, 1.7225 42CrMo4	850-≤1000 1000-1200		<input checked="" type="checkbox"/> <input checked="" type="checkbox"/>
Unlegierte Einsatzstähle	1.0301 (C10), 1.1121 C10E (Ck10)	≤750		<input checked="" type="checkbox"/>
Legierte Einsatzstähle	1.7043 38Cr4 1.5752 15NiCr13 (15NiCr13), 1.7131 16MnCr5, 1.7264 20CrMo5	850-≤1000 1000-1200		<input checked="" type="checkbox"/> <input checked="" type="checkbox"/>
Nitrierstähle	1.8504 34CrAl6 1.8519 31CrMoV9, 1.8550 34CrAlNi7	≥850-≤1000 >1000-1200		<input checked="" type="checkbox"/> <input checked="" type="checkbox"/>
Werkzeugstähle	1.1750 C75W, 1.2067 102Cr6, 1.2307 29CrMoV9 1.2080 X210Cr12, 1.2083 X42Cr13, 1.2419 105WCr6, 1.2767 X45NiCrMo4	≤850 >850-1000		<input checked="" type="checkbox"/> <input checked="" type="checkbox"/>
Schnellarbeitsstähle	1.3243 S 6-5-2-5, 1.3343 S 6-5-2, 1.3344 S 6-5-3	≥650-1000		<input checked="" type="checkbox"/>
Federstähle	1.5026 55Si7, 1.7176 55Cr3, 1.8159 51CrV4 (51CrV4)		≤330 HB	<input checked="" type="checkbox"/>
Gehärtete Stähle	-		≤40-48 HRC >48-60 HRC	<input checked="" type="checkbox"/> <input checked="" type="checkbox"/>
Rostfreie Stähle, geschwefelt austenitisch martensitisch	1.4005 X12CrS13, 1.4104 X14CrMoS17, 1.4105 X6CrMoS17, 1.4305 X8CrNiS18-9 1.4301 X5CrNi18-10 (V2A), 1.4541 X6CrNiTi18-10, 1.4571 X6CrNiMoTi 17-12-2 (V4A) 1.4057 X20CrNi 17 2 (X17CrNi16-2), 1.4122 X39CrMo17-1, 1.4521 X2CrMoTi18-2	≤850 ≤850 ≤850		<input checked="" type="checkbox"/> <input checked="" type="checkbox"/> <input checked="" type="checkbox"/>
Gusseisen	0.6010 EN-GJL-100(GG10), 0.6020 EN-GJL-200(GG20) 0.6025 EN-GJL-250(GG25), 0.6035 EN-GJL-350(GG35)	850-≤1000 1000-1200		<input checked="" type="checkbox"/> <input checked="" type="checkbox"/>
Kugelgraphit- und Temperguss	0.7050 EN-GJS-500-7(GGG50), 0.8035 EN-GJMW-350-4(GTW35) 0.7070 EN-GJS-700-2(GGG70), 0.8170 EN-GJMB-700-2(GTS70)		≤240 HB <300 HB	<input checked="" type="checkbox"/> <input checked="" type="checkbox"/>
Hartguss	-		≤350 HB	<input checked="" type="checkbox"/>
Neue Gusswerkstoffe GGV	EN-GJV250 (GGV25), EN-GJV350 (GGV35) EN-GJV400 (GGV40), EN-GJV500 (GGV50), SiMo6			<input checked="" type="checkbox"/> <input checked="" type="checkbox"/>
Neue Gusswerkstoffe ADI	EN-GJS-800-8 (ADI800), EN-GJS-1000-5 (ADI1000) EN-GJS-1200-2 (ADI1200), EN-GJS-1400-1 (ADI1400)	800-1000 1200-1400		<input checked="" type="checkbox"/> <input checked="" type="checkbox"/>
Sonderlegierungen	Nimonic, Inconel, Monel, Hastelloy	≤1200		<input checked="" type="checkbox"/>
Titan und Titan-Legierungen	3.7024 Ti99,5, 3.7114 TiAl5Sn2,5, 3.7124 TiCu2 3.7154 TiAl6Zr5, 3.7165 TiAl6V4, 3.7184 TiAl4Mo4Sn2,5, - TiAl8Mo1V1	≤850 >850-1200		<input checked="" type="checkbox"/> <input checked="" type="checkbox"/>
Aluminium und Al-Legierungen	3.0255 Al99,5, 3.2315 AlMgSi1, 3.3515 AlMg1	≤400		<input checked="" type="checkbox"/>
Al-Knetlegierungen	3.0615 AlMgSiPb, 3.1325 AlCuMg1, 3.3245 AlMg3Si, 3.4365 AlZnMgCu1,5	≤450		<input checked="" type="checkbox"/>
Al-Gusslegierungen ≤ 10 % Si > 10 % Si	3.2131 G-AlSi5Cu1, 3.2153 G-AlSi7Cu3, 3.2573 G-AlSi9 3.2581 G-AlSi12, 3.2583 G-AlSi12Cu, - G-AlSi12CuNiMg	≤600 ≤600		<input checked="" type="checkbox"/> <input checked="" type="checkbox"/>
Magnesium-Legierungen	3.5200 MgMn2, 3.5812.05 G-MgAl8Zn1, 3.5612.05 G-MgAl6Zn1	≤450		<input type="checkbox"/>
Kupfer, niedriglegiert	2.0070 SE-Cu, 2.1020 CuSn6, 2.1096 G-CuSn5ZnPb	≤400		<input checked="" type="checkbox"/> <input checked="" type="checkbox"/>
Messing, kurzspanend langspanend	2.0380 CuZn39Pb2, 2.0401 CuZn39Pb3, 2.0410 CuZn43Pb2 2.0250 CuZn20, 2.0280 CuZn33, 2.0332 CuZn37Pb0,5	≤600 ≤600		<input checked="" type="checkbox"/> <input checked="" type="checkbox"/>
Bronzen, kurzspanend	2.1090 CuSn7ZnPb, 2.1170 CuPb5Sn5, 2.1176 CuPb10Sn 2.0790 CuNi18Zn19Pb	≤600 >600-850		<input checked="" type="checkbox"/> <input checked="" type="checkbox"/>
Bronzen, langspanend	2.0916 CuAl5, 2.0960 CuAl9Mn, 2.1050 CuSn10 2.0980 CuAl11Ni, 2.1247 CuBe2	≤850 >850-1000		<input checked="" type="checkbox"/> <input checked="" type="checkbox"/>
Kunststoffe, duroplastisch thermoplastisch	Epoxidharz, Resopal, Pertinax, Moltopren Plexiglas, Hostalen, Novodur, Makralon			- <input checked="" type="checkbox"/>
Kunststoffe, aramidfaserverstärkt glas-/kohlefaserverstärkt	Kevlar GFK/CFK			- <input type="checkbox"/>

Wechselplatten-Träger ≤ 3×D

Katalog-Nr. 76000



Katalog-Nr.	56011
Schneidstoff	VHM
HM-Anwendungsgr.	K/P
Oberfläche	TiAIN
Typ	SuperV-AP maxi
Innenkühlung	axial
Katalogseite	129

Katalog-Nr.	76011
Schneidstoff	VHM
HM-Anwendungsgr.	K/P
Oberfläche	TiN
Typ	SuperV-AP maxi
Innenkühlung	axial
Katalogseite	128



V _c m/min	VR-Code
130	F
110	E
130	G
110	F
130	F
125	F
110	E
110	F
90	E
130	G
110	F
70	D
105	E
70	D
55	E
50	D
55	C
50	B
25	B
55	C
40	C
35	C
210	G
155	G
155	G
130	F
35	B
40	C
35	B
290	G
260	G
235	G
195	G
260	G
105	F
270	G
180	F
105	F
85	F
65	F
55	E
105	E
105	E
105	E
105	E

V _c m/min	VR-Code
100	F
85	E
100	G
85	F
100	F
95	F
85	E
85	F
70	E
100	G
85	F
55	D
80	E
55	D
40	E
35	D
40	C
35	B
20	B
40	C
30	C
25	C
160	G
80	G
120	G
100	F
25	B
30	C
25	B
220	G
200	G
180	G
150	G
200	G
80	F
210	G
140	F
80	F
65	F
50	F
40	E
80	E
80	E
80	E
80	E

SuperV-AP maxi - Das Wechsellplatten-Bohrsystem

Arbeitsrichtwerte

Vorschubreihen											
Code-Buchstabe	A	B	C	D	E	F	G	H	I		
Werkzeug-Ø mm	10,00	0,080	0,100	0,125	0,160	0,200	0,250	0,315	0,400	0,400	Vorschube f (mm/U)
	12,50	0,080	0,100	0,125	0,160	0,200	0,250	0,315	0,400	0,500	
	16,00	0,100	0,125	0,160	0,200	0,250	0,315	0,400	0,500	0,630	
	20,00	0,125	0,160	0,200	0,250	0,315	0,400	0,500	0,630	0,630	
	25,00	0,160	0,200	0,250	0,315	0,400	0,500	0,630	0,800	0,800	
	31,50	0,160	0,200	0,250	0,315	0,400	0,500	0,630	0,800	1,000	
	40,00	0,200	0,250	0,315	0,400	0,500	0,630	0,800	1,000	1,250	

Werkzeuge mit **fett gedruckten** Vorschubreihen-Codebuchstaben sind für die entsprechende Werkstoffgruppe vorrangig einzusetzen.

K, P, K/P Die universelle Einsetzbarkeit unserer neuen K-Hartmetalle hat u.a. auch zur Folge, dass wir die HM-Anwendungsgruppen nur noch mit K bzw. K/P definieren.

- Kühlmitteleinsatz:**
- Schneidöl, hochaktiviert
 - Bohrölemulsion
 - ohne Schmiermittel
 - nur Luftkühlung

Werkstoffgruppe	Werkstoffbeispiele, neue Bezeichnung (in Klammern alte Bezeichnung) Fettgedruckte Zahlen = Werkstoff-Nr. nach DIN EN	Zugfestigkeit MPa (N/mm ²)	Härte	Kühl- mittel
Allgemeine Baustähle	1.0035 S185(St33), 1.0486 P275N(StE285), 1.0345 P235GH(H1), 1.0425 P265GH(H2) 1.0050 E295 (St50-2), 1.0070 E360 (St70-2), 1.8937 P500NH (WStE500)	≤500 >500-850		<input checked="" type="checkbox"/> <input checked="" type="checkbox"/>
Automatenstähle	1.0718 11SMnPb30 (9SMnPb28), 1.0736 11SMn37 (9SMn36) 1.0727 46S20 (45S20), 1.0728 (60S20), 1.0757 46SPb20 (45SPb20)	≤850 850-1000		<input checked="" type="checkbox"/> <input checked="" type="checkbox"/>
Unlegierte Vergütungsstähle	1.0402 C22, 1.1178 C30E (Ck30) 1.0503 C45, 1.1191 C45E (Ck45) 1.0601 C60, 1.1221 C60E (Ck60)	≤ 700 700-850 850-1000		<input checked="" type="checkbox"/> <input checked="" type="checkbox"/> <input checked="" type="checkbox"/>
Legierte Vergütungsstähle	1.5131 50MnSi4, 1.7003 38Cr2, 1.7030 28Cr4 1.5710 36NiCr6, 1.7035 41Cr4, 1.7225 42CrMo4	850-≤1000 1000-1200		<input checked="" type="checkbox"/> <input checked="" type="checkbox"/>
Unlegierte Einsatzstähle	1.0301 (C10), 1.1121 C10E (Ck10)	≤750		<input checked="" type="checkbox"/>
Legierte Einsatzstähle	1.7043 38Cr4 1.5752 15NiCr13 (15NiCr13), 1.7131 16MnCr5, 1.7264 20CrMo5	850-≤1000 1000-1200		<input checked="" type="checkbox"/> <input checked="" type="checkbox"/>
Nitrierstähle	1.8504 34CrAl6 1.8519 31CrMoV9, 1.8550 34CrAlNi7	≥850-≤1000 >1000-1200		<input checked="" type="checkbox"/> <input checked="" type="checkbox"/>
Werkzeugstähle	1.1750 C75W, 1.2067 102Cr6, 1.2307 29CrMoV9 1.2080 X210Cr12, 1.2083 X42Cr13, 1.2419 105WCr6, 1.2767 X45NiCrMo4	≤850 >850-1000		<input checked="" type="checkbox"/> <input checked="" type="checkbox"/>
Schnellarbeitsstähle	1.3243 S 6-5-2-5, 1.3343 S 6-5-2, 1.3344 S 6-5-3	≥650-1000		<input checked="" type="checkbox"/>
Federstähle	1.5026 55Si7, 1.7176 55Cr3, 1.8159 51CrV4 (51CrV4)		≤330 HB	<input checked="" type="checkbox"/>
Gehärtete Stähle	-		≤40-48 HRC >48-60 HRC	<input checked="" type="checkbox"/> <input checked="" type="checkbox"/>
Rostfreie Stähle, geschwefelt austenitisch martensitisch	1.4005 X12CrS13, 1.4104 X14CrMoS17, 1.4105 X6CrMoS17, 1.4305 X8CrNiS18-9 1.4301 X5CrNi18-10 (V2A), 1.4541 X6CrNiTi18-10, 1.4571 X6CrNiMoTi 17-12-2 (V4A) 1.4057 X20CrNi 17 2 (X17CrNi16-2), 1.4122 X39CrMo17-1, 1.4521 X2CrMoTi18-2	≤850 ≤850 ≤850		<input checked="" type="checkbox"/> <input checked="" type="checkbox"/> <input checked="" type="checkbox"/>
Gusseisen	0.6010 EN-GJL-100(GG10), 0.6020 EN-GJL-200(GG20) 0.6025 EN-GJL-250(GG25), 0.6035 EN-GJL-350(GG35)	850-≤1000 1000-1200		<input checked="" type="checkbox"/> <input checked="" type="checkbox"/>
Kugelgraphit- und Temperguss	0.7050 EN-GJS-500-7(GGG50), 0.8035 EN-GJMW-350-4(GTW35) 0.7070 EN-GJS-700-2(GGG70), 0.8170 EN-GJMB-700-2(GTS70)		≤240 HB <300 HB	<input checked="" type="checkbox"/> <input checked="" type="checkbox"/>
Hartguss	-		≤350 HB	<input checked="" type="checkbox"/>
Neue Gusswerkstoffe GGV	EN-GJV250 (GGV25), EN-GJV350 (GGV35) EN-GJV400 (GGV40), EN-GJV500 (GGV50), SiMo6			<input checked="" type="checkbox"/> <input checked="" type="checkbox"/>
Neue Gusswerkstoffe ADI	EN-GJS-800-8 (ADI800), EN-GJS-1000-5 (ADI1000) EN-GJS-1200-2 (ADI1200), EN-GJS-1400-1 (ADI1400)	800-1000 1200-1400		<input checked="" type="checkbox"/> <input checked="" type="checkbox"/>
Sonderlegierungen	Nimonic, Inconel, Monel, Hastelloy	≤1200		<input checked="" type="checkbox"/>
Titan und Titan-Legierungen	3.7024 Ti99,5, 3.7114 TiAl5Sn2,5, 3.7124 TiCu2 3.7154 TiAl6Zr5, 3.7165 TiAl6V4, 3.7184 TiAl4Mo4Sn2,5, - TiAl8Mo1V1	≤850 >850-1200		<input checked="" type="checkbox"/> <input checked="" type="checkbox"/>
Aluminium und Al-Legierungen	3.0255 Al99,5, 3.2315 AlMgSi1, 3.3515 AlMg1	≤400		<input checked="" type="checkbox"/>
Al-Knetlegierungen	3.0615 AlMgSiPb, 3.1325 AlCuMg1, 3.3245 AlMg3Si, 3.4365 AlZnMgCu1,5	≤450		<input checked="" type="checkbox"/>
Al-Gusslegierungen ≤ 10 % Si > 10 % Si	3.2131 G-AlSi5Cu1, 3.2153 G-AlSi7Cu3, 3.2573 G-AlSi9 3.2581 G-AlSi12, 3.2583 G-AlSi12Cu, - G-AlSi12CuNiMg	≤600 ≤600		<input checked="" type="checkbox"/> <input checked="" type="checkbox"/>
Magnesium-Legierungen	3.5200 MgMn2, 3.5812.05 G-MgAl8Zn1, 3.5612.05 G-MgAl6Zn1	≤450		<input type="checkbox"/>
Kupfer, niedriglegiert	2.0070 SE-Cu, 2.1020 CuSn6, 2.1096 G-CuSn5ZnPb	≤400		<input checked="" type="checkbox"/> <input checked="" type="checkbox"/>
Messing, kurzspanend langspanend	2.0380 CuZn39Pb2, 2.0401 CuZn39Pb3, 2.0410 CuZn43Pb2 2.0250 CuZn20, 2.0280 CuZn33, 2.0332 CuZn37Pb0,5	≤600 ≤600		<input checked="" type="checkbox"/> <input checked="" type="checkbox"/>
Bronzen, kurzspanend	2.1090 CuSn7ZnPb, 2.1170 CuPb5Sn5, 2.1176 CuPb10Sn 2.0790 CuNi18Zn19Pb	≤600 >600-850		<input checked="" type="checkbox"/> <input checked="" type="checkbox"/>
Bronzen, langspanend	2.0916 CuAl5, 2.0960 CuAl9Mn, 2.1050 CuSn10 2.0980 CuAl11Ni, 2.1247 CuBe2	≤850 >850-1000		<input checked="" type="checkbox"/> <input checked="" type="checkbox"/>
Kunststoffe, duroplastisch thermoplastisch	Epoxidharz, Resopal, Pertinax, Moltopren Plexiglas, Hostalen, Novodur, Makralon			- <input checked="" type="checkbox"/>
Kunststoffe, aramidfaserverstärkt glas-/kohlefaserverstärkt	Kevlar GFK/CFK			- <input type="checkbox"/>

Wechselplatten-Träger $\leq 5 \times D$

Katalog-Nr. 76001



Katalog-Nr.	56011
Schneidstoff	VHM
HM-Anwendungsgr.	K/P
Oberfläche	TiAlN
Typ	SuperV-AP maxi
Innenkühlung	axial
Katalogseite	129

Katalog-Nr.	76011
Schneidstoff	VHM
HM-Anwendungsgr.	K/P
Oberfläche	TiN
Typ	SuperV-AP maxi
Innenkühlung	axial
Katalogseite	128



V _c m/min	VR-Code
125	F
105	E
125	G
105	F
125	F
120	F
105	E
105	F
85	E
125	G
105	F
70	D
105	E
70	D
55	E
50	D
55	C
50	B
25	B
55	C
40	C
35	C
195	G
145	G
145	G
120	F
35	B
25	B
40	C
35	B
260	G
260	G
220	G
180	G
260	G
105	F
270	G
180	F
105	F
85	F
65	F
55	E
105	E
105	E
105	E
105	E

V _c m/min	VR-Code
95	F
80	E
95	G
80	F
95	F
90	F
80	E
80	F
65	E
95	G
80	F
55	D
80	E
55	D
40	E
35	D
40	C
35	B
20	B
40	C
30	C
25	C
150	G
110	G
110	G
90	F
25	B
20	B
30	C
25	B
200	G
200	G
170	G
140	G
200	G
80	F
210	G
140	F
80	F
65	F
50	F
40	E
80	E
80	E
80	E
80	E

SuperV-AP maxi - Das Wechsellplatten-Bohrsystem

Arbeitsrichtwerte

Vorschubreihen											
Code-Buchstabe	A	B	C	D	E	F	G	H	I		
Werkzeug-Ø mm	10,00	0,080	0,100	0,125	0,160	0,200	0,250	0,315	0,400	0,400	Vorschube f (mm/U)
	12,50	0,080	0,100	0,125	0,160	0,200	0,250	0,315	0,400	0,500	
	16,00	0,100	0,125	0,160	0,200	0,250	0,315	0,400	0,500	0,630	
	20,00	0,125	0,160	0,200	0,250	0,315	0,400	0,500	0,630	0,630	
	25,00	0,160	0,200	0,250	0,315	0,400	0,500	0,630	0,800	0,800	
	31,50	0,160	0,200	0,250	0,315	0,400	0,500	0,630	0,800	1,000	
	40,00	0,200	0,250	0,315	0,400	0,500	0,630	0,800	1,000	1,250	

Werkzeuge mit **fett gedruckten** Vorschubreihen-Codebuchstaben sind für die entsprechende Werkstoffgruppe vorrangig einzusetzen.

K, P, K/P Die universelle Einsetzbarkeit unserer neuen K-Hartmetalle hat u.a. auch zur Folge, dass wir die HM-Anwendungsgruppen nur noch mit K bzw. K/P definieren.

- Kühlmitteleinsatz:**
- Schneidöl, hochaktiviert
 - Bohrölemulsion
 - ohne Schmiermittel
 - nur Luftkühlung

Werkstoffgruppe	Werkstoffbeispiele, neue Bezeichnung (in Klammern alte Bezeichnung) Fettgedruckte Zahlen = Werkstoff-Nr. nach DIN EN	Zugfestigkeit MPa (N/mm ²)	Härte	Kühl- mittel
Allgemeine Baustähle	1.0035 S185(St33), 1.0486 P275N(StE285), 1.0345 P235GH(H1), 1.0425 P265GH(H2) 1.0050 E295 (St50-2), 1.0070 E360 (St70-2), 1.8937 P500NH (WStE500)	≤500 >500-850		<input checked="" type="checkbox"/> <input checked="" type="checkbox"/>
Automatenstähle	1.0718 11SMnPb30 (9SMnPb28), 1.0736 11SMn37 (9SMn36) 1.0727 46S20 (45S20), 1.0728 (60S20), 1.0757 46SPb20 (45SPb20)	≤850 850-1000		<input checked="" type="checkbox"/> <input checked="" type="checkbox"/>
Unlegierte Vergütungsstähle	1.0402 C22, 1.1178 C30E (Ck30) 1.0503 C45, 1.1191 C45E (Ck45) 1.0601 C60, 1.1221 C60E (Ck60)	≤ 700 700-850 850-1000		<input checked="" type="checkbox"/> <input checked="" type="checkbox"/> <input checked="" type="checkbox"/>
Legierte Vergütungsstähle	1.5131 50MnSi4, 1.7003 38Cr2, 1.7030 28Cr4 1.5710 36NiCr6, 1.7035 41Cr4, 1.7225 42CrMo4	850-≤1000 1000-1200		<input checked="" type="checkbox"/> <input checked="" type="checkbox"/>
Unlegierte Einsatzstähle	1.0301 (C10), 1.1121 C10E (Ck10)	≤750		<input checked="" type="checkbox"/>
Legierte Einsatzstähle	1.7043 38Cr4 1.5752 15NiCr13 (15NiCr13), 1.7131 16MnCr5, 1.7264 20CrMo5	850-≤1000 1000-1200		<input checked="" type="checkbox"/> <input checked="" type="checkbox"/>
Nitrierstähle	1.8504 34CrAl6 1.8519 31CrMoV9, 1.8550 34CrAlNi7	≥850-≤1000 >1000-1200		<input checked="" type="checkbox"/> <input checked="" type="checkbox"/>
Werkzeugstähle	1.1750 C75W, 1.2067 102Cr6, 1.2307 29CrMoV9 1.2080 X210Cr12, 1.2083 X42Cr13, 1.2419 105WCr6, 1.2767 X45NiCrMo4	≤850 >850-1000		<input checked="" type="checkbox"/> <input checked="" type="checkbox"/>
Schnellarbeitsstähle	1.3243 S 6-5-2-5, 1.3343 S 6-5-2, 1.3344 S 6-5-3	≥650-1000		<input checked="" type="checkbox"/>
Federstähle	1.5026 55Si7, 1.7176 55Cr3, 1.8159 51CrV4 (51CrV4)		≤330 HB	<input checked="" type="checkbox"/>
Gehärtete Stähle	-		≤40-48 HRC >48-60 HRC	<input checked="" type="checkbox"/> <input checked="" type="checkbox"/>
Rostfreie Stähle, geschwefelt austenitisch martensitisch	1.4005 X12CrS13, 1.4104 X14CrMoS17, 1.4105 X6CrMoS17, 1.4305 X8CrNiS18-9 1.4301 X5CrNi18-10 (V2A), 1.4541 X6CrNiTi18-10, 1.4571 X6CrNiMoTi 17-12-2 (V4A) 1.4057 X20CrNi 17 2 (X17CrNi16-2), 1.4122 X39CrMo17-1, 1.4521 X2CrMoTi18-2	≤850 ≤850 ≤850		<input checked="" type="checkbox"/> <input checked="" type="checkbox"/> <input checked="" type="checkbox"/>
Gusseisen	0.6010 EN-GJL-100(GG10), 0.6020 EN-GJL-200(GG20) 0.6025 EN-GJL-250(GG25), 0.6035 EN-GJL-350(GG35)	850-≤1000 1000-1200		<input checked="" type="checkbox"/> <input checked="" type="checkbox"/>
Kugelgraphit- und Temperguss	0.7050 EN-GJS-500-7(GGG50), 0.8035 EN-GJMW-350-4(GTW35) 0.7070 EN-GJS-700-2(GGG70), 0.8170 EN-GJMB-700-2(GTS70)		≤240 HB <300 HB	<input checked="" type="checkbox"/> <input checked="" type="checkbox"/>
Hartguss	-		≤350 HB	<input checked="" type="checkbox"/>
Neue Gusswerkstoffe GGV	EN-GJV250 (GGV25), EN-GJV350 (GGV35) EN-GJV400 (GGV40), EN-GJV500 (GGV50), SiMo6			<input checked="" type="checkbox"/> <input checked="" type="checkbox"/>
Neue Gusswerkstoffe ADI	EN-GJS-800-8 (ADI800), EN-GJS-1000-5 (ADI1000) EN-GJS-1200-2 (ADI1200), EN-GJS-1400-1 (ADI1400)	800-1000 1200-1400		<input checked="" type="checkbox"/> <input checked="" type="checkbox"/>
Sonderlegierungen	Nimonic, Inconel, Monel, Hastelloy	≤1200		<input checked="" type="checkbox"/>
Titan und Titan-Legierungen	3.7024 Ti99,5, 3.7114 TiAl5Sn2,5, 3.7124 TiCu2 3.7154 TiAl6Zr5, 3.7165 TiAl6V4, 3.7184 TiAl4Mo4Sn2,5, - TiAl8Mo1V1	≤850 >850-1200		<input checked="" type="checkbox"/> <input checked="" type="checkbox"/>
Aluminium und Al-Legierungen	3.0255 Al99,5, 3.2315 AlMgSi1, 3.3515 AlMg1	≤400		<input checked="" type="checkbox"/>
Al-Knetlegierungen	3.0615 AlMgSiPb, 3.1325 AlCuMg1, 3.3245 AlMg3Si, 3.4365 AlZnMgCu1,5	≤450		<input checked="" type="checkbox"/>
Al-Gusslegierungen ≤ 10 % Si	3.2131 G-AlSi5Cu1, 3.2153 G-AlSi7Cu3, 3.2573 G-AlSi9	≤600		<input checked="" type="checkbox"/>
> 10 % Si	3.2581 G-AlSi12, 3.2583 G-AlSi12Cu, - G-AlSi12CuNiMg	≤600		<input checked="" type="checkbox"/>
Magnesium-Legierungen	3.5200 MgMn2, 3.5812.05 G-MgAl8Zn1, 3.5612.05 G-MgAl6Zn1	≤450		<input type="checkbox"/>
Kupfer, niedriglegiert	2.0070 SE-Cu, 2.1020 CuSn6, 2.1096 G-CuSn5ZnPb	≤400		<input checked="" type="checkbox"/> <input checked="" type="checkbox"/>
Messing, kurzspanend	2.0380 CuZn39Pb2, 2.0401 CuZn39Pb3, 2.0410 CuZn43Pb2	≤600		<input checked="" type="checkbox"/> <input checked="" type="checkbox"/>
langspanend	2.0250 CuZn20, 2.0280 CuZn33, 2.0332 CuZn37Pb0,5	≤600		<input checked="" type="checkbox"/> <input checked="" type="checkbox"/>
Bronzen, kurzspanend	2.1090 CuSn7ZnPb, 2.1170 CuPb5Sn5, 2.1176 CuPb10Sn 2.0790 CuNi18Zn19Pb	≤600 >600-850		<input checked="" type="checkbox"/> <input checked="" type="checkbox"/>
Bronzen, langspanend	2.0916 CuAl5, 2.0960 CuAl9Mn, 2.1050 CuSn10 2.0980 CuAl11Ni, 2.1247 CuBe2	≤850 >850-1000		<input checked="" type="checkbox"/> <input checked="" type="checkbox"/>
Kunststoffe, duroplastisch	Epoxidharz, Resopal, Pertinax, Moltopren		-	<input type="checkbox"/>
thermoplastisch	Plexiglas, Hostalen, Novodur, Makralon		-	<input checked="" type="checkbox"/>
Kunststoffe, aramidfaserverstärkt	Kevlar		-	<input type="checkbox"/>
glas-/kohlefaserverstärkt	GFK/CFK		-	<input type="checkbox"/>

Wechselplatten-Träger $\leq 7 \times D$

Katalog-Nr. 76003



Katalog-Nr.	56011
Schneidstoff	VHM
HM-Anwendungsgr.	K/P
Oberfläche	TiAlN
Typ	SuperV-AP maxi
Innenkühlung	axial
Katalogseite	129

Katalog-Nr.	76011
Schneidstoff	VHM
HM-Anwendungsgr.	K/P
Oberfläche	TiN
Typ	SuperV-AP maxi
Innenkühlung	axial
Katalogseite	128



V _c m/min	VR-Code
120	E
105	D
120	F
105	E
120	E
110	E
100	D
100	E
85	D
120	F
100	E
70	D
105	D
70	C
55	D
50	C
55	B
50	B
25	A
55	B
40	B
35	B
195	F
145	F
145	F
120	E
35	B
25	A
40	B
35	A
260	F
260	F
220	F
180	F
260	F
105	E
270	F
180	E
105	E
85	E
65	E
55	D
105	D
105	D
105	D
105	D

V _c m/min	VR-Code
90	E
80	D
90	F
80	E
90	E
85	E
75	D
75	E
65	D
90	F
75	E
55	D
80	D
55	C
40	D
35	C
40	B
35	B
20	A
40	B
30	B
25	B
150	F
110	F
110	F
90	E
25	B
20	A
30	B
25	A
200	F
200	F
170	F
140	F
200	F
80	E
210	F
140	E
80	E
65	E
50	E
40	D
80	D
80	D
80	D
80	D

Arbeitsrichtwerte für VHM-Bohrer

Vorschubreihen										
Code-Buchstabe	A	B	C	D	E	F	G	H	I	
Werkzeug-Ø mm	0,50	0,004	0,006	0,007	0,008	0,010	0,012	0,014	0,016	0,019
	1,00	0,006	0,008	0,012	0,014	0,016	0,018	0,020	0,023	0,025
	2,00	0,020	0,025	0,032	0,040	0,050	0,063	0,080	0,100	0,125
	2,50	0,025	0,032	0,040	0,050	0,063	0,080	0,100	0,125	0,160
	3,15	0,032	0,040	0,050	0,063	0,080	0,100	0,125	0,160	0,160
	4,00	0,040	0,050	0,063	0,080	0,100	0,125	0,160	0,200	0,200
	5,00	0,040	0,050	0,063	0,080	0,100	0,125	0,160	0,200	0,250
	6,30	0,050	0,063	0,080	0,100	0,125	0,160	0,200	0,250	0,315
	8,00	0,063	0,080	0,100	0,125	0,160	0,200	0,250	0,315	0,315
	10,00	0,080	0,100	0,125	0,160	0,200	0,250	0,315	0,400	0,400
	12,50	0,080	0,100	0,125	0,160	0,200	0,250	0,315	0,400	0,500
	16,00	0,100	0,125	0,160	0,200	0,250	0,315	0,400	0,500	0,630
	20,00	0,125	0,160	0,200	0,250	0,315	0,400	0,500	0,630	0,630
	25,00	0,160	0,200	0,250	0,315	0,400	0,500	0,630	0,800	0,800
	31,50	0,160	0,200	0,250	0,315	0,400	0,500	0,630	0,800	1,000
	40,00	0,200	0,250	0,315	0,400	0,500	0,630	0,800	1,000	1,250
	50,00	0,250	0,310	0,400	0,500	0,630	0,800	1,000	1,250	1,250
63,00	0,315	0,400	0,500	0,630	0,800	1,000	1,250	1,600	1,600	
80,00	0,400	0,500	0,630	0,800	1,000	1,250	1,600	1,600	2,000	

Werkzeuge mit **fett gedruckten** Vorschubreihen-Codebuchstaben sind für die entsprechende Werkstoffgruppe vorrangig einzusetzen.

K, P, K/P

Die universelle Einsetzbarkeit unserer neuen K-Hartmetalle hat u.a. auch zur Folge, dass wir die HM-Anwendungsgruppen nur noch mit K bzw. K/P definieren.

Kühlmitteleinsatz:

- Schneidöl, hochaktiviert
- Bohrölemulsion
- ohne Schmiermittel
- nur Luftkühlung

Werkstoffgruppe	Werkstoffbeispiele, neue Bezeichnung (in Klammern alte Bezeichnung) Fettgedruckte Zahlen = Werkstoff-Nr. nach DIN EN	Zugfestigkeit MPa (N/mm ²)	Härte	Kühl- mittel
Allgemeine Baustähle	1.0035 S185(St33), 1.0486 P275N(StE285), 1.0345 P235GH(H1), 1.0425 P265GH(H2) 1.0050 E295 (St50-2), 1.0070 E360 (St70-2), 1.8937 P500NH (WStE500)	≤500 >500-850		<input checked="" type="checkbox"/> <input checked="" type="checkbox"/>
Automatenstähle	1.0718 11SMnPb30 (9SMnPb28), 1.0736 11SMn37 (9SMn36) 1.0727 46S20 (45S20), 1.0728 (60S20), 1.0757 46SPb20 (45SPb20)	≤850 850-1000		<input checked="" type="checkbox"/> <input checked="" type="checkbox"/>
Unlegierte Vergütungsstähle	1.0402 C22, 1.1178 C30E (Ck30) 1.0503 C45, 1.1191 C45E (Ck45) 1.0601 C60, 1.1221 C60E (Ck60)	≤ 700 700-850 850-1000		<input checked="" type="checkbox"/> <input checked="" type="checkbox"/> <input checked="" type="checkbox"/>
Legierte Vergütungsstähle	1.5131 50MnSi4, 1.7003 38Cr2, 1.7030 28Cr4 1.5710 36NiCr6, 1.7035 41Cr4, 1.7225 42CrMo4	850-≤1000 1000-1200		<input checked="" type="checkbox"/> <input checked="" type="checkbox"/>
Unlegierte Einsatzstähle	1.0301 (C10), 1.1121 C10E (Ck10)	≤750		<input checked="" type="checkbox"/>
Legierte Einsatzstähle	1.7043 38Cr4 1.5752 15NiCr13 (15NiCr13), 1.7131 16MnCr5, 1.7264 20CrMo5	850-≤1000 1000-1200		<input checked="" type="checkbox"/> <input checked="" type="checkbox"/>
Nitrierstähle	1.8504 34CrAl6 1.8519 31CrMoV9, 1.8550 34CrAlNi7	≥850-≤1000 >1000-1200		<input checked="" type="checkbox"/> <input checked="" type="checkbox"/>
Werkzeugstähle	1.1750 C75W, 1.2067 102Cr6, 1.2307 29CrMoV9 1.2080 X210Cr12, 1.2083 X42Cr13, 1.2419 105WCr6, 1.2767 X45NiCrMo4	≤850 >850-1000		<input checked="" type="checkbox"/> <input checked="" type="checkbox"/>
Schnellarbeitsstähle	1.3243 S 6-5-2-5, 1.3343 S 6-5-2, 1.3344 S 6-5-3	≥650-1000		<input checked="" type="checkbox"/>
Federstähle	1.5026 55Si7, 1.7176 55Cr3, 1.8159 51CrV4 (51CrV4)		≤330 HB	<input checked="" type="checkbox"/>
Gehärtete Stähle	-		≤40-48 HRC >48-60 HRC	<input checked="" type="checkbox"/> <input checked="" type="checkbox"/>
Rostfreie Stähle, geschwefelt austenitisch martensitisch	1.4005 X12CrS13, 1.4104 X14CrMoS17, 1.4105 X6CrMoS17, 1.4305 X8CrNiS18-9 1.4301 X5CrNi18-10 (V2A), 1.4541 X6CrNiTi18-10, 1.4571 X6CrNiMoTi 17-12-2 (V4A) 1.4057 X20CrNi 17 2 (X17CrNi16-2), 1.4122 X39CrMo17-1, 1.4521 X2CrMoTi18-2	≤850 ≤850 ≤850		<input checked="" type="checkbox"/> <input checked="" type="checkbox"/> <input checked="" type="checkbox"/>
Gusseisen	0.6010 EN-GJL-100(GG10), 0.6020 EN-GJL-200(GG20) 0.6025 EN-GJL-250(GG25), 0.6035 EN-GJL-350(GG35)	850-≤1000 1000-1200		<input checked="" type="checkbox"/> <input checked="" type="checkbox"/>
Kugelgraphit- und Temperguss	0.7050 EN-GJS-500-7(GGG50), 0.8035 EN-GJMW-350-4(GTW35) 0.7070 EN-GJS-700-2(GGG70), 0.8170 EN-GJMB-700-2(GTS70)		≤240 HB <300 HB	<input checked="" type="checkbox"/> <input checked="" type="checkbox"/>
Hartguss	-		≤350 HB	<input checked="" type="checkbox"/>
Neue Gusswerkstoffe GGV	EN-GJV250 (GGV25), EN-GJV350 (GGV35) EN-GJV400 (GGV40), EN-GJV500 (GGV50), SiMo6			<input checked="" type="checkbox"/> <input checked="" type="checkbox"/>
Neue Gusswerkstoffe ADI	EN-GJS-800-8 (ADI800), EN-GJS-1000-5 (ADI1000) EN-GJS-1200-2 (ADI1200), EN-GJS-1400-1 (ADI1400)	800-1000 1200-1400		<input checked="" type="checkbox"/> <input checked="" type="checkbox"/>
Sonderlegierungen	Nimonic, Inconel, Monel, Hastelloy	≤1200		<input checked="" type="checkbox"/>
Titan und Titan-Legierungen	3.7024 Ti99,5, 3.7114 TiAl5Sn2,5, 3.7124 TiCu2 3.7154 TiAl6Zr5, 3.7165 TiAl6V4, 3.7184 TiAl4Mo4Sn2,5, - TiAl8Mo1V1	≤850 >850-1200		<input checked="" type="checkbox"/> <input checked="" type="checkbox"/>
Aluminium und Al-Legierungen	3.0255 Al99,5, 3.2315 AlMgSi1, 3.3515 AlMg1	≤400		<input checked="" type="checkbox"/>
Al-Knetlegierungen	3.0615 AlMgSiPb, 3.1325 AlCuMg1, 3.3245 AlMg3Si, 3.4365 AlZnMgCu1,5	≤450		<input checked="" type="checkbox"/>
Al-Gusslegierungen ≤ 10 % Si > 10 % Si	3.2131 G-AlSi5Cu1, 3.2153 G-AlSi7Cu3, 3.2573 G-AlSi9 3.2581 G-AlSi12, 3.2583 G-AlSi12Cu, - G-AlSi12CuNiMg	≤600 ≤600		<input checked="" type="checkbox"/> <input checked="" type="checkbox"/>
Magnesium-Legierungen	3.5200 MgMn2, 3.5812.05 G-MgAl8Zn1, 3.5612.05 G-MgAl6Zn1	≤450		<input type="checkbox"/>
Kupfer, niedriglegiert	2.0070 SE-Cu, 2.1020 CuSn6, 2.1096 G-CuSn5ZnPb	≤400		<input checked="" type="checkbox"/>
Messing, kurzspanend langspanend	2.0380 CuZn39Pb2, 2.0401 CuZn39Pb3, 2.0410 CuZn43Pb2 2.0250 CuZn20, 2.0280 CuZn33, 2.0332 CuZn37Pb0,5	≤600 ≤600		<input checked="" type="checkbox"/> <input checked="" type="checkbox"/>
Bronzen, kurzspanend	2.1090 CuSn7ZnPb, 2.1170 CuPb5Sn5, 2.1176 CuPb10Sn 2.0790 CuNi18Zn19Pb	≤600 >600-850		<input checked="" type="checkbox"/> <input checked="" type="checkbox"/>
Bronzen, langspanend	2.0916 CuAl5, 2.0960 CuAl9Mn, 2.1050 CuSn10 2.0980 CuAl11Ni, 2.1247 CuBe2	≤850 >850-1000		<input checked="" type="checkbox"/> <input checked="" type="checkbox"/>
Kunststoffe, duroplastisch thermoplastisch	Epoxidharz, Resopal, Pertinax, Moltopren Plexiglas, Hostalen, Novodur, Makralon			- <input checked="" type="checkbox"/>
Kunststoffe, aramidfaserverstärkt glas-/kohlefaserverstärkt	Kevlar GFK/CFK			- <input type="checkbox"/>

≤3×D Bohrtiefe

≤5×D

Katalog-Nr.	71184
Schneidstoff	VHM
HM-Anwendgsgr.	K10/K20
Oberfläche	blank
DIN/Form	6539
Typ	N
Innenkühlung	
Katalogseite	132

Katalog-Nr.	51184
Schneidstoff	VHM
HM-Anwendgsgr.	K/P
Oberfläche	TiAlN nano
DIN/Form	6539
Typ	N
Innenkühlung	
Katalogseite	134

Katalog-Nr.	71380	71180
Schneidstoff	HM	HM
HM-Anwendgsgr.	K10/K20	K10/K20
Oberfläche	blank	blank
DIN/Form	8041	8037
Typ	N	N
Innenkühlung		
Katalogseite	141	140

Katalog-Nr.	71290
Schneidstoff	VHM
HM-Anwendgsgr.	K10/K20
Oberfläche	blank
DIN/Form	WN
Typ	N
Innenkühlung	
Katalogseite	135



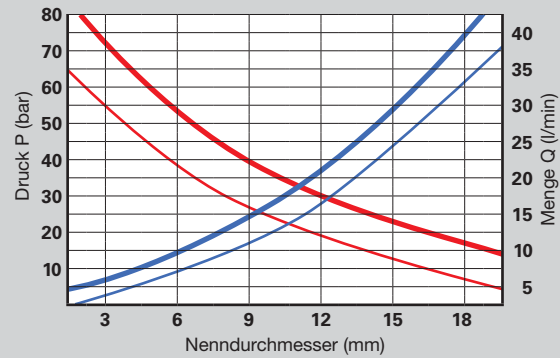
V _c m/min	Vorschubreihen- Code	V _c m/min	Vorschubreihen- Code	V _c m/min	Vorschubreihen- Code		V _c m/min	Vorschubreihen- Code
80	D	104	E				80	D
70	D	91	E				70	D
80	E	104	F	80	D	D	80	E
70	D	91	E	70	C	C	70	D
80	D	104	E				80	D
70	D	91	E				70	D
60	D	78	E				60	D
60	D	78	E				60	D
80	E	104	F				80	E
60	D	78	E				60	D
50	D	65	E				50	D
50	C	65	D				50	C
25	B	32	C	25	B	B	25	B
20	C	26	D	20	C	C	20	B
				10	B	B		
25	B	32	E				25	B
15	A	32	D				15	A
25	B	32	D				25	B
90	D	117	E	90	D	D	90	D
80	D	104	E	80	D	D	80	D
80	D	91	E	80	D	D	70	D
70	D	104	E	70	D	D	80	D
				10	A	A		
15	B	20	C				15	B
15	A	26	D				15	A
15	A	20	C				15	A
200	G	260	H				200	G
200	G	260	H				200	G
150	F	195	G				150	F
120	F	156	G				120	F
180	F	234	F				180	E
80	E	104	F				80	E
180	E	234	F	180	E	E	180	E
180	E	234	F	180	E	E	180	E
120	E	156	F				120	E
120	E	156	F				120	E
70	D	91	E				70	D
50	C	65	D				50	C
50	D	65	E				50	D
40	C	52	D				40	C
80	C	104	D				80	C

Stock SuperV-Bohrer

Kühlmittelempfehlungen

Kühlmittel-Werte SuperV-T

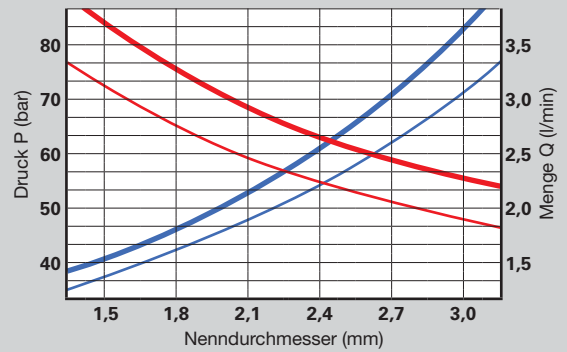
(Richtwerte für Emulsion)



— max. Kühlmitteldruck — max. Kühlmittelmenge
— min. Kühlmitteldruck — min. Kühlmittelmenge

Kühlmittel-Werte SuperV-NX

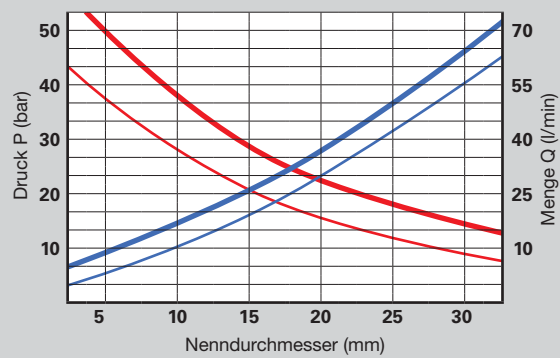
(Richtwerte für Emulsion)



— max. Kühlmitteldruck — max. Kühlmittelmenge
— min. Kühlmitteldruck — min. Kühlmittelmenge

Kühlmittel-Werte SuperV 95-GG/GN

(Richtwerte für Emulsion)



— max. Kühlmitteldruck — max. Kühlmittelmenge
— min. Kühlmitteldruck — min. Kühlmittelmenge

Stock SuperV-Bohrsysteme

Anwendungsrichtlinien

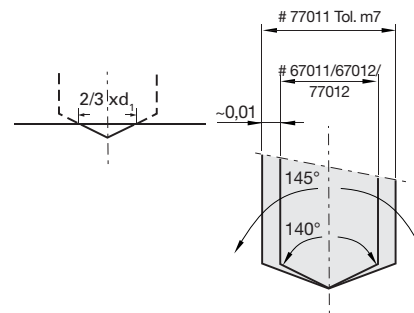
für alle Wechselplatten-Träger

- Bei Durchgangsbohrungen ist darauf zu achten, dass die Führungsfasen im Eingriff bleiben.
- Das Bohrwerkzeug ist nicht ohne Versuch im unterbrochenen Schnitt (Nuten, Querbohrungen) einzusetzen. Bei unterbrochenem Schnitt (max. $0,2 \times D$) empfehlen wir den Vorschub nach Möglichkeit zu reduzieren.
- SuperV-AP ist im Gegensatz zum klassischen Wendepplattenbohrer auch zum Bohren von Blechpakete geeignet.
- Bei Drehmaschinen (stehendes Bohrwerkzeug) ist darauf zu achten, dass das Werkzeug exakt auf Mitte steht.
- Voraussetzung für eine optimale Zerspanung ist eine ausreichende Kühlschmierstoff-Versorgung durch Emulsion oder Öl.
- Das Werkzeug ist nur bedingt für die Trockenbearbeitung oder MMS geeignet.

Unsere Anwendungstechniker beraten Sie gerne.

Zusätzliche Hinweise für Wechselplatten-Träger **ab $5 \times D$**

- **Generell empfehlen wir bei Bohrtiefen ab $5 \times D$ mit Halter Katalog-Nr. 77007 und NC-Platte Katalog-Nr. 77011 zu zentrieren bzw. zu pilotieren. Alternativ können - abhängig vom zu bearbeitenden Werkstoff - SuperV-Bohrer vom Typ U, GG oder VA bzw. der VHM-NC-Anbohrer 142° , Katalog-Nr. 71189, eingesetzt werden.**
- Bei Durchgangsbohrungen ist darauf zu achten, dass die Führungsfasen im Eingriff bleiben. Außerdem empfehlen wir, vor dem Durchbohren den Vorschub zu reduzieren.



Für SuperV-AP mini:

Bitte beachten Sie beim Plattenwechsel die folgenden Anzugsmomente für die Spannschraube. Ihre Einhaltung ist für optimale Bebearbeitungsergebnisse unbedingt erforderlich!

Durchmesserbereich mm	11,0 - 12,99	13,0 - 13,99	14,0 - 15,99	16,0 - 17,99	18,0 - 19,99	20,0 - 21,99	22,0 - 29,99	30,0 - 40,0
Gewinde	M2,2	M2,5	M3	M3,5	M4	M4,5	M5	M6
Torxgröße	T7	T8	T9	T10	T15	T15	T20	T25
Anzugsmoment (Nm)	0,8	1,0	1,7	2,7	4,0	6,0	8,0	14,0

Angaben sind gültig für Gewindegewissung (Loctite).

Arbeitsrichtwerte für Tieflochbohrer

		Vorschubreihen							
Code-Buchstabe		K	L	M	N	O	P	Q	R
Werkzeug-Ø mm	1,50	0,002	0,004	0,006	0,008	0,012	0,020	0,032	0,045
	2,00	0,003	0,005	0,007	0,010	0,016	0,028	0,046	0,055
	2,50	0,004	0,006	0,008	0,012	0,018	0,030	0,054	0,070
	4,00	0,005	0,007	0,010	0,016	0,025	0,043	0,065	0,085
	6,00	0,007	0,009	0,013	0,024	0,035	0,061	0,085	0,120
	8,00	0,010	0,014	0,022	0,032	0,045	0,068	0,100	0,150
	10,00	0,012	0,016	0,028	0,040	0,055	0,075	0,120	0,160
	14,00	0,020	0,025	0,035	0,050	0,065	0,085	0,130	0,180
	18,00	0,025	0,030	0,040	0,055	0,070	0,095	0,145	0,200
	20,00	0,026	0,035	0,045	0,060	0,080	0,110	0,180	0,250
	24,00	0,027	0,036	0,047	0,065	0,085	0,130	0,185	0,300
	28,00	0,028	0,038	0,049	0,068	0,090	0,140	0,195	0,350
	30,00	0,030	0,040	0,050	0,070	0,100	0,150	0,200	0,400
	35,00	0,035	0,045	0,055	0,075	0,120	0,180	0,250	0,450
	40,00	0,040	0,050	0,060	0,080	0,150	0,200	0,300	0,500

*Die Vorschubwerte beziehen sich immer auf Werkzeuge mit der empfohlenen Beschichtung. In einigen Fällen kann die Funktion der Werkzeuge ohne Beschichtung nicht gewährleistet werden.



Sämtliche Tieflochbohrer müssen beim Anbohren geführt werden. Tieflochbohrer dürfen nie mit voller Drehzahl frei im Maschinenraum bewegt werden.

Bitte beachten Sie die Anwendungsrichtlinien auf Seite 62!

Kühlmitteleinsatz:

Schneidöl, hochaktiviert, grenzflächenaktives Schmiermittel mit wirksamen Stoffen (Additiven), die chemisch reagieren und dabei einen besonders haftenden und verschleißmindernden Schmierfilm erzeugen.

- Bohrölemulsion
- ohne Schmiermittel
- nur Luftkühlung

Werkstoffgruppe	Werkstoffbeispiele, neue Bezeichnung (in Klammern alte Bezeichnung) Fettgedruckte Zahlen = Werkstoff-Nr. nach DIN EN	Zugfestigkeit MPa (N/mm ²)	Härte	Kühl- mittel
Allgemeine Baustähle	1.0035 S185(St33), 1.0486 P275N(StE285), 1.0345 P235GH(H1), 1.0425 P265GH(H2) 1.0050 E295 (St50-2), 1.0070 E360 (St70-2), 1.8937 P500NH (WStE500)	≤500 >500-850		■
Automatenstähle	1.0718 11SMnPb30 (9SMnPb28), 1.0736 11SMn37 (9SMn36) 1.0727 46S20 (45S20), 1.0728 (60S20), 1.0757 46SPb20 (45SPb20)	≤850 850-1000		■
Unlegierte Vergütungsstähle	1.0402 C22, 1.1178 C30E (Ck30) 1.0503 C45, 1.1191 C45E (Ck45) 1.0601 C60, 1.1221 C60E (Ck60)	≤ 700 700-850 850-1000		■
Legierte Vergütungsstähle	1.5131 50MnSi4, 1.7003 38Cr2, 1.7030 28Cr4 1.5710 36NiCr6, 1.7035 41Cr4, 1.7225 42CrMo4	850-≤1000 1000-1200		■
Unlegierte Einsatzstähle	1.0301 (C10), 1.1121 C10E (Ck10)	≤750		■
Legierte Einsatzstähle	1.7043 38Cr4 1.5752 15NiCr13 (15NiCr13), 1.7131 16MnCr5, 1.7264 20CrMo5	850-≤1000 1000-1200		■
Nitrierstähle	1.8504 34CrAl6 1.8519 31CrMoV9, 1.8550 34CrAlNi7	≥850-≤1000 >1000-1200		■
Werkzeugstähle	1.1750 C75W, 1.2067 102Cr6, 1.2307 29CrMoV9 1.2080 X210Cr12, 1.2083 X42Cr13, 1.2419 105WCr6, 1.2767 X45NiCrMo4	≤850 >850-1000		■
Schnellarbeitsstähle	1.3243 S 6-5-2-5, 1.3343 S 6-5-2, 1.3344 S 6-5-3	≥650-1000		■
Federstähle	1.5026 55Si7, 1.7176 55Cr3, 1.8159 51CrV4 (51CrV4)		≤330 HB	■
Gehärtete Stähle	-		≤40-48 HRC >48-60 HRC	■
Rostfreie Stähle, geschwefelt austenitisch martensitisch	1.4005 X12CrS13, 1.4104 X14CrMoS17, 1.4105 X6CrMoS17, 1.4305 X8CrNiS18-9 1.4301 X5CrNi18-10 (V2A), 1.4541 X6CrNiTi18-10, 1.4571 X6CrNiMoTi 17-12-2 (V4A) 1.4057 X20CrNi 17 2 (X17CrNi16-2), 1.4122 X39CrMo17-1, 1.4521 X2CrMoTi18-2	≤850 ≤850 ≤850		■
Gusseisen	0.6010 EN-GJL-100(GG10), 0.6020 EN-GJL-200(GG20) 0.6025 EN-GJL-250(GG25), 0.6035 EN-GJL-350(GG35)	850-≤1000 1000-1200		■
Kugelgraphit- und Temperguss	0.7050 EN-GJS-500-7(GGG50), 0.8035 EN-GJMW-350-4(GTW35) 0.7070 EN-GJS-700-2(GGG70), 0.8170 EN-GJMB-700-2(GTS70)		≤240 HB <300 HB	■
Hartguss	-		≤350 HB	■
Neue Gusswerkstoffe GGV	EN-GJV250 (GGV25), EN-GJV350 (GGV35) EN-GJV400 (GGV40), EN-GJV500 (GGV50), SiMo6			■
Neue Gusswerkstoffe ADI	EN-GJS-800-8 (ADI800), EN-GJS-1000-5 (ADI1000) EN-GJS-1200-2 (ADI1200), EN-GJS-1400-1 (ADI1400)	800-1000 1200-1400		■
Sonderlegierungen	Nimonic, Inconel, Monel, Hastelloy	≤1200		■
Titan und Titan-Legierungen	3.7024 Ti99,5, 3.7114 TiAl5Sn2,5, 3.7124 TiCu2 3.7154 TiAl6Zr5, 3.7165 TiAl6V4, 3.7184 TiAl4Mo4Sn2,5, - TiAl8Mo1V1	≤850 >850-1200		■
Aluminium und Al-Legierungen	3.0255 Al99,5, 3.2315 AlMgSi1, 3.3515 AlMg1	≤400		■
Al-Knetlegierungen	3.0615 AlMgSiPb, 3.1325 AlCuMg1, 3.3245 AlMg3Si, 3.4365 AlZnMgCu1,5	≤450		■
Al-Gusslegierungen ≤ 10 % Si > 10 % Si	3.2131 G-AlSi5Cu1, 3.2153 G-AlSi7Cu3, 3.2573 G-AlSi9 3.2581 G-AlSi12, 3.2583 G-AlSi12Cu, - G-AlSi12CuNiMg	≤600 ≤600		■
Magnesium-Legierungen	3.5200 MgMn2, 3.5812.05 G-MgAl8Zn1, 3.5612.05 G-MgAl6Zn1	≤450		!
Kupfer, niedriglegiert	2.0070 SE-Cu, 2.1020 CuSn6, 2.1096 G-CuSn5ZnPb	≤400		■
Messing, kurzspanend langspanend	2.0380 CuZn39Pb2, 2.0401 CuZn39Pb3, 2.0410 CuZn43Pb2 2.0250 CuZn20, 2.0280 CuZn33, 2.0332 CuZn37Pb0,5	≤600 ≤600		■
Bronzen, kurzspanend	2.1090 CuSn7ZnPb, 2.1170 CuPb5Sn5, 2.1176 CuPb10Sn 2.0790 CuNi18Zn19Pb	≤600 >600-850		■
Bronzen, langspanend	2.0916 CuAl5, 2.0960 CuAl9Mn, 2.1050 CuSn10 2.0980 CuAl11Ni, 2.1247 CuBe2	≤850 >850-1000		■
Kunststoffe, duroplastisch thermoplastisch	Epoxidharz, Resopal, Pertinax, Moltopren Plexiglas, Hostalen, Novodur, Makralon			-
Kunststoffe, aramidfaserverstärkt glas-/kohlefaserverstärkt	Kevlar GFK/CFK			-

Katalog-Nr.	55027	55028 55029	75024 75020 75026 75021	55024 55020 55026 55021	75018 75017 75022 75023	55018 55017 55022 55023
Schneidstoff	VHM	VHM	VHM	VHM	HM-Kopf	HM-Kopf
Oberfläche	AlTiN nano	AlTiN nano	blank	AlTiN +	TiN	TiCN
Typ	SuperT-AI	SuperT-AI	TBE-VHM	TBE-VHM	SuperT-N	SuperT-NX
Katalogseite	143	144/145	154/156/158/160	155/157/159/161	146/147/148/149	150/151/152/153



V _c m/min	VR-Code	V _c m/min	VR-Code	V _c m/min	VR-Code	V _c m/min	VR-Code	V _c m/min	VR-Code	V _c m/min	VR-Code
100	O	95	N	95	N	95	N	95	M	95	M
85	O	80	N	80	N	80	N	80	M	80	M
90	O	85	N	85	N	85	N	85	M	85	M
80	O	75	N	75	N	75	N	75	M	75	M
90	N	85	M	85	M	85	M	85	L	85	L
80	N	75	M	75	M	75	M	75	L	75	L
75	N	70	M	70	M	70	M	70	L	70	L
75	N	70	M	70	M	70	M	70	L	70	L
65	N	60	M	60	M	60	M	60	L	60	L
80	O	75	N	75	N	75	N	75	M	75	M
75	N	70	M	70	M	70	M	70	L	70	L
65	N	60	M	60	M	60	M	60	L	60	L
75	N	70	M	70	M	70	M	70	L	70	L
65	N	60	M	60	M	60	M	60	L	60	L
75	M	70	L	70	L	70	L	70	K	70	K
65	M	60	L	60	L	60	L	60	K	60	K
55	L	50	K	50	K	50	K	50	K	50	K
65	M	60	L	60	L	60	L	60	L	60	L
30	M	25	L	25	L	25	L	25	K	25	K
55	N	50	M	50	M	50	M	50	L	50	L
45	N	40	M	40	M	40	M	40	L	40	L
35	N	35	M	35	M	35	M	35	L	35	L
85	P	80	O	80	O	80	O	80	N	80	N
80	P	75	O	75	O	75	O	75	N	75	N
80	O	75	N	75	N	75	N	75	M	75	M
70	O	65	N	65	N	65	N	65	M	65	M
55	N	50	M	50	M	50	M	50	L	50	L
80	P	70	O	70	N	70	N	70	M	70	M
70	P	65	O	65	N	65	N	65	M	65	M
65	O	60	N	65	M	65	M	65	L	65	L
60	O	55	N	55	M	55	M	55	L	55	L
25	L	20	K	20	K	20	K	20	K	20	K
35	L	30	K	30	K	30	K	30	K	30	K
30	L	25	K	25	K	25	K	25	K	25	K
150	Q	140	P	140	P	140	P	140	N	140	N
120	Q	115	P	115	P	115	P	115	N	115	N
150	R	140	Q	140	Q	140	Q	140	P	140	P
130	R	120	Q	120	Q	120	Q	120	P	120	P
110	Q	100	P	100	P	100	P	90	O	90	O
75	O	70	N	70	N	70	N	70	M	70	M
120	R	115	Q	115	Q	115	Q	115	P	115	P
90	R	85	Q	85	Q	85	Q	85	P	85	P
95	Q	90	P	90	P	90	P	90	O	90	O
75	Q	70	P	70	P	70	P	70	O	70	O
70	Q	65	P	65	P	65	P	65	O	65	O
60	Q	55	P	55	P	55	P	55	O	55	O
75	O	70	N	70	N	70	N	70	M	70	M
70	O	65	N	65	N	65	N	65	M	65	M
60	N	55	M	55	M	55	M	55	L	55	L
50	N	45	M	45	M	45	M	45	L	45	L

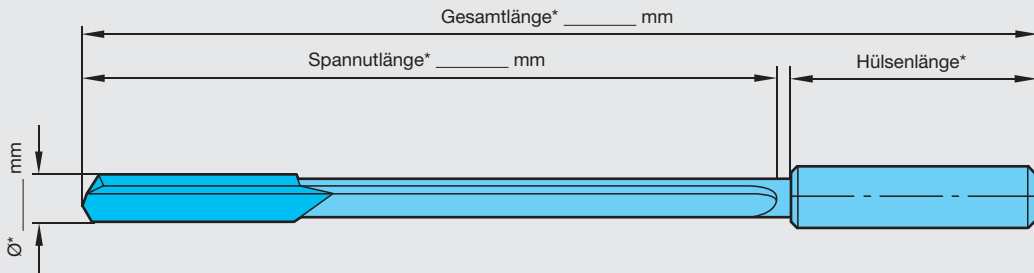
Einlippenbohrer SuperT-N/SuperT-NX

Fragebogen für Sonderlösungen


Anfrage
 Bestellung
 Wiederholauftrag, Sobo-Nr. _____

Tieflochbohrer:
 SuperT-N
 Benötigte Stückzahl: _____
 SuperT-NX

* \varnothing 2,0 - 40,0 mm
 Max. Gesamtlänge 3000 mm
 Gesamtlänge, Spann­länge und Hülsen­länge
 ergeben sich abhängig von der gewählten
 Einspannhülse



Skizze Bohrsituation nur in Sonderfällen nötig



Einspannhülse:
 Keine
 Kennzahl: _____
 nach beigefügter Zeichnung

Beschichtung:
 TiN
 TiCN
 blank

Werkstück:
 Bohrtiefe: _____
 Bohrungs-Toleranz: _____
 Material/Bezeichnung: _____
Zugfestigkeit/Härte: _____

Maschinen-Typ:
 Tiefbohrmaschine
 konventionelle Werkzeugmaschine

Kühlschmierstoff:
 Tiefbohröl
 Emulsion
Druck _____ **bar**
 Menge _____ **l/min**

Firma: _____
 Firmenstempel: _____

Telefon/Fax: _____

Ansprechpartner: _____
 Unterschrift: _____

Einlippenbohrer TBE-VHM

Fragebogen für Sonderlösungen

Anfrage
 Bestellung
 Wiederholauftrag, Sobo-Nr. _____

Tieflochbohrer:

TBE-VHM

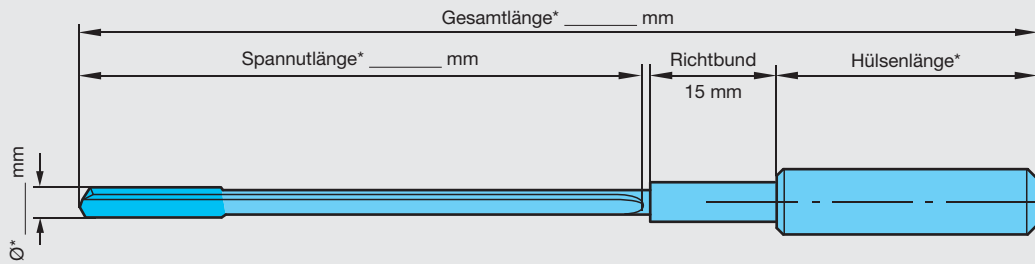


Benötigte Stückzahl: _____


* Ø 0,9 - 12,0 mm

Spannutlänge max. 500 mm

Gesamtlänge und Hüslenlänge ergeben sich abhängig von der gewählten Einspannhülse



Skizze Bohrsituation nur in Sonderfällen nötig



Einspannhülse:
 Keine
 Kennzahl: _____
 nach beigefügter Zeichnung

Beschichtung:
 TiN
 TiAlN
 AlTiN nano
 AlTiN+
 blank

Werkstück:
 Bohrtiefe: _____
 Bohrungs-Toleranz: _____
 Material/Bezeichnung: _____
 Zugfestigkeit/Härte: _____

Maschinen-Typ:
 Tiefbohrmaschine
 konventionelle Werkzeugmaschine

Kühlschmierstoff:
 Tiefbohröl
 Emulsion
 Druck _____ bar
 Menge _____ l/min

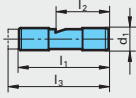
Firma: _____ **Firmenstempel:** _____

Telefon/Fax: _____

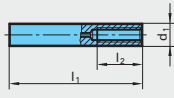
Ansprechpartner: _____ **Unterschrift:** _____

Einspannhülsen & Zubehörteile

Einspannhülsen für Tiefbohrmaschinen

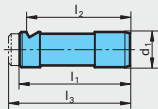


5

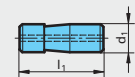


Kennzahl	d ₁	l ₁	l ₂	l ₃
1.1	10	40	24	-
1.2	10	40	24	45
1.3	10	40	24	55
1.4	16	45	31,2	-
1.5	25	70	34	-
1.6	25	70	34	78

Kennzahl	d ₁	l ₁	l ₂
5.1	10	60	20
5.2	16	80	28
5.3	25	100	50
5.4	10	100	-
5.5	10	110	-

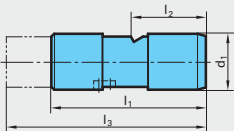


6

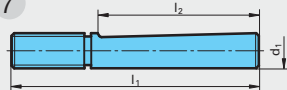


Kennzahl	d ₁	l ₁	l ₂	l ₃
2.1	16	50	47	-
2.2	16	50	47	55
2.3	16	50	47	70

Kennzahl	d ₁	l ₁
6.1	12.7	38
6.2	19.05	70
6.3	38.1	70

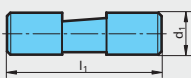


7



Kennzahl	d ₁	l ₁	l ₂	l ₃
3.1	25	70	34	100

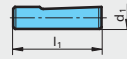
Kennzahl	d ₁	l ₁	l ₂
7.1	16	112	73
7.2	20	126	82



Kennzahl	d ₁	l ₁
4.1	19,05	70
4.2	12,70	70
4.3	25,40	70
4.4	31,75	70
4.5	38,10	70

Einspannhülsen nach DIN 1835

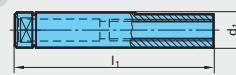
9 Form E



Kennzahl	d ₁	l ₁
9.1	8	36
9.2	10	40
9.3	12	45
9.4	16	48
9.5	20	50
9.6	25	56
9.7	32	60
9.8	31.75	70
9.9	38.1	70
9.10	40	70

Einspannhülsen nach VDI-Entwurf

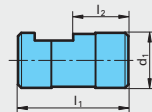
12



Kennzahl	d ₁	l ₁
12.1	10	68
12.2	16	90
12.3	25	112

Einspannhülsen nach Speed-Bit-System

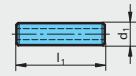
13



Kennzahl	d ₁	l ₁	l ₂
13.1	16	40	16
13.2	25	50	25
13.3	35.6	60	-

Einspannhülsen nach DIN 6535

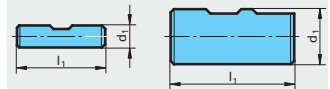
10 Form HA



Kennzahl	d ₁	l ₁
10.1	8	36
10.2	10	40
10.3	12	45
10.4	16	48
10.5	20	50
10.6	25	56
10.7	32	60
10.8	25	70
10.9	40	70

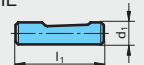
8 Form HB

bei Kennzahl 8.6, 8.7, 8.8



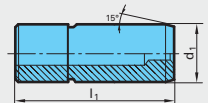
Kennzahl	d ₁	l ₁
8.1	8	36
8.2	10	40
8.3	12	45
8.4	16	48
8.5	20	50
8.6	25	56
8.7	32	60
8.8	40	70

11 Form HE



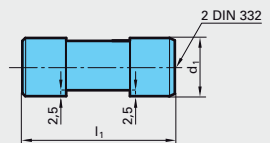
Kennzahl	d ₁	l ₁
11.1	8	36
11.2	10	40
11.3	12	45
11.4	16	48
11.5	20	50
11.6	25.4	70
11.7	25	56
11.8	32	60
11.9	40	70

16 ähnl. Form HA



Kennzahl	d ₁	l ₁
16.1	10	50
16.2	16	64
16.3	20	70
16.4	25	81
16.5	32	92

17 ähnl. Form HE



Kennzahl	d ₁	l ₁
17.1	19.05	70
17.2	25.40	70
17.3	31.75	70
17.4	38.1	70

Das hier vorgestellte Hülsenprogramm halten wir am Lager, es stellt jedoch nur eine Auswahl von Einspannhülsen dar. Wir fertigen natürlich auch Hülsen nach Kundenzeichnung individuell mit höchster Präzision.

Achtung! Bei **VHM-Tieflochbohrern** sind Spannhülsen mit Richtzapfen erforderlich. Informationen auf Anfrage.

Zubehör für Tiefbohrmaschinen

Im Gegensatz zu konventionellen Werkzeugmaschinen gehören auf Tiefbohrmaschinen gewisse Zubehörteile wie z.B. Bohrbuchsen, Dichtscheiben, Lünettenbuchsen usw. mit zur Standardausrüstung.

Aufgrund der Vielzahl des auf dem Markt üblichen Zubehörs ist es unmöglich, sämtliche Teile mit Maßtabellen in diesem Katalog abzubilden, wir können Ihnen jedoch die gängigsten Artikel auf Anfrage (evtl. mit Skizze) anbieten.

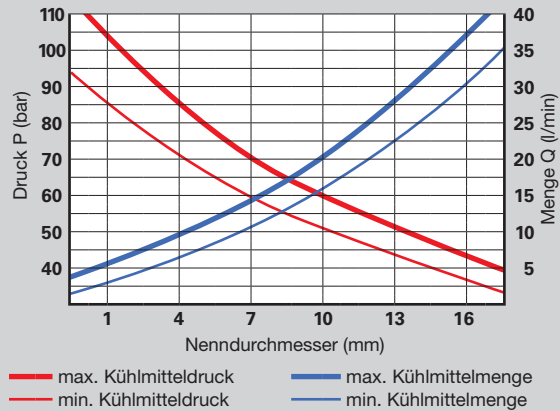


Stock Tieflochbohrwerkzeuge

Kühlmittelempfehlungen

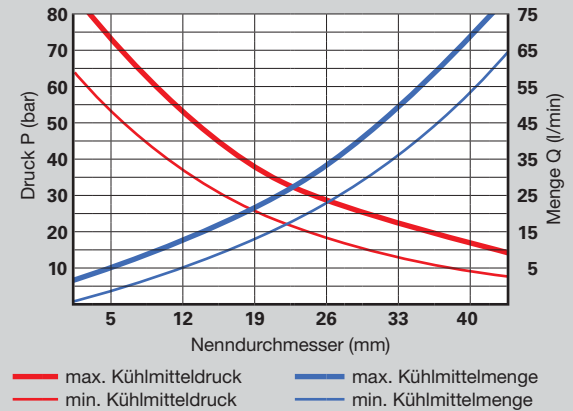
Kühlmittel-Werte TBE-VHM/SuperT-AL

(Richtwerte für Emulsion)



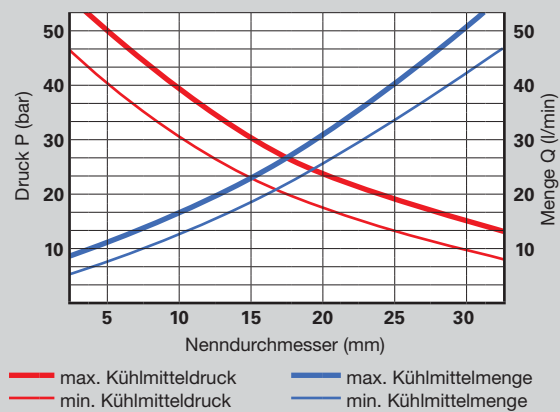
Kühlmittel-Werte SuperT-N/-NX

(Richtwerte für Emulsion)



Kühlmittel-Werte SuperT-GG

(Richtwerte für Emulsion)



Stock Tieflochbohrwerkzeuge

Einsatzempfehlungen

Die Arbeitsschritte beim Tiefbohren

- Herstellen einer Pilotbohrung ($L = 1,5 \times D$, Toleranz H8)
- Einfahren mit einer Drehzahl von ca. 200 U/min, Vorschub ca. 500 mm/min
- Einstellen des Kühlschmierstoff-Drucks und der Drehzahl
- Kontinuierliches Bohren auf Bohrtiefe ohne Entspannen.
Bei Einsatz von Tieflochbohrern mit sehr großem Längen-Durchmesser-Verhältnis (z.B. VHM-Einlippenbohrern ab Spannut-Länge 160 mm) empfehlen wir, bis zu einer Bohrtiefe von ca. 25 mm mit reduzierten Schnittparametern (ca. 75% der optimalen Schnittgeschwindigkeit) zu arbeiten.
- Abschalten der Kühlschmierstoff-Zufuhr nach Erreichen der Bohrtiefe.
- Rückzug mit max. 5000 mm/min. und stehender Spindel.

**Bei nicht ausreichenden Kühlmittelschmierstoffdaten kann mit reduzierten Schnittparametern gearbeitet werden.
Es sind auch Druckerhöhungssysteme möglich.**

Vorgehensweise

Um bei der Herstellung tiefer Bohrungen optimale Bearbeitungsergebnisse insbesondere beim Anbohren auf Radien und oder unebener Oberflächenstruktur zu erzielen, empfehlen wir folgende Bearbeitungsschritte:

1. Anfräsen einer Fläche, z. B. mit dem Fräser SuperF-UT-N inkl. Zentrumschnitt. Die Fläche muss rechtwinklig zum Eintrittswinkel der Bohrbearbeitung ausgeführt werden.
2. Herstellen einer zylindrischen Pilotbohrung (Toleranz F9) mit einer Bohrtiefe von mindestens $1 \times D$. Hierfür empfehlen wir unsere SuperV-Bohrer. Dank ihres Spitzenwinkel von 140° und ihrer \emptyset -Toleranz m7 sind diese Bohrer bestens für diesen Bearbeitungsschritt geeignet.
3. Einfahren in die Pilotbohrung mit einer Drehzahl von ca. 300 U/min bei einem Vorschub von ca. 500 mm/min.
4. Einstellen des Kühlschmierstoffdruckes und der Drehzahl.
5. Kontinuierliches Bohren auf volle Bohrtiefe ohne Entspannzyklus.
6. Bei Durchgangsbohrungen mit geradem, d.h. 90° Austritt, die Vorschubgeschwindigkeit ca. 1 mm vor dem Durchbrechen auf 50% reduzieren.
7. Bei Durchgangsbohrungen mit schrägem Austritt die Vorschubgeschwindigkeit v_f ca. 1 mm vor dem Durchbrechen auf 40% reduzieren.
8. Nach Erreichen der Bohrtiefe Drehzahl und Kühlschmierstoff abschalten, Ausfahren mit max. 5000 mm/min.

SuperV-Bohrer

SuperV-Bohrer ohne Innenkühlung



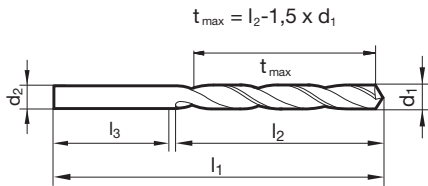
Katalog-Nr. 61888



P	M	K	N	S	H
○	●	○	○	●	●

Arbeitsrichtwerte
Seite 26

- Ausspitzung $\geq \varnothing 3,000$
- Kegelmantelschliff
- Hauptschneidenform konkav
- optimierte Schneidengeometrie
- scharfes Schnittverhalten



d1 mm	d2 mm	l1 mm	l2 mm	l3 mm
3,000	3,000	46,000	16,000	30,000
3,100	3,100	49,000	18,000	31,000
3,200	3,200	49,000	18,000	31,000
3,400	3,400	52,000	20,000	32,000
3,500	3,500	52,000	20,000	32,000
3,600	3,600	52,000	20,000	32,000
4,000	4,000	55,000	22,000	33,000
4,200	4,200	55,000	22,000	33,000
4,300	4,300	58,000	24,000	34,000
4,500	4,500	58,000	24,000	34,000
4,700	4,700	58,000	24,000	34,000
5,000	5,000	62,000	26,000	36,000
5,100	5,100	62,000	26,000	36,000
5,200	5,200	62,000	26,000	36,000
5,500	5,500	66,000	28,000	38,000
5,700	5,700	66,000	28,000	38,000
5,800	5,800	66,000	28,000	38,000
6,000	6,000	66,000	28,000	38,000
6,100	6,100	70,000	31,000	39,000
6,200	6,200	70,000	31,000	39,000
6,400	6,400	70,000	31,000	39,000
6,500	6,500	70,000	31,000	39,000
6,600	6,600	70,000	31,000	39,000
6,700	6,700	70,000	31,000	39,000

d1 mm	d2 mm	l1 mm	l2 mm	l3 mm
6,800	6,800	74,000	34,000	40,000
7,000	7,000	74,000	34,000	40,000
7,200	7,200	74,000	34,000	40,000
7,300	7,300	74,000	34,000	40,000
7,500	7,500	74,000	34,000	40,000
7,700	7,700	79,000	37,000	42,000
7,800	7,800	79,000	37,000	42,000
8,000	8,000	79,000	37,000	42,000
8,400	8,400	79,000	37,000	42,000
8,500	8,500	79,000	37,000	42,000
8,700	8,700	84,000	40,000	44,000
8,900	8,900	84,000	40,000	44,000
9,000	9,000	84,000	40,000	44,000
9,100	9,100	84,000	40,000	44,000
9,200	9,200	84,000	40,000	44,000
9,300	9,300	84,000	40,000	44,000
9,400	9,400	84,000	40,000	44,000
9,500	9,500	84,000	40,000	44,000
9,700	9,700	89,000	43,000	46,000
10,000	10,000	89,000	43,000	46,000
10,100	10,100	89,000	43,000	46,000
10,200	10,200	89,000	43,000	46,000
12,000	12,000	102,000	51,000	51,000

SuperV-Bohrer

SuperV-Bohrer ohne Innenkühlung



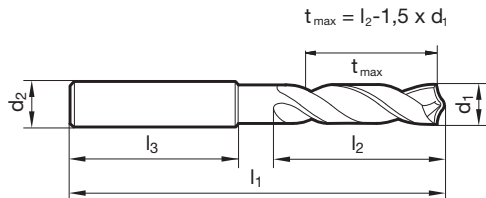
Katalog-Nr. 51873



P	M	K	N	S	H
●		●	○	○	○

Arbeitsrichtwerte
Seite 26

- Ausspitzung $\geq \varnothing 3,000$
- Flächenanschliff
- Hauptschneidenform gerade
- optimierte Schneidengeometrie



d1 mm	d2 mm	l1 mm	l2 mm	l3 mm	d1 mm	d2 mm	l1 mm	l2 mm	l3 mm
3,000	6,000	62,000	20,000	36,000	7,600	8,000	79,000	41,000	36,000
3,100	6,000	62,000	20,000	36,000	7,700	8,000	79,000	41,000	36,000
3,200	6,000	62,000	20,000	36,000	7,800	8,000	79,000	41,000	36,000
3,300	6,000	62,000	20,000	36,000	7,900	8,000	79,000	41,000	36,000
3,400	6,000	62,000	20,000	36,000	8,000	8,000	79,000	41,000	36,000
3,500	6,000	62,000	20,000	36,000	8,100	10,000	89,000	47,000	40,000
3,600	6,000	62,000	20,000	36,000	8,200	10,000	89,000	47,000	40,000
3,700	6,000	62,000	20,000	36,000	8,300	10,000	89,000	47,000	40,000
3,800	6,000	66,000	24,000	36,000	8,400	10,000	89,000	47,000	40,000
3,900	6,000	66,000	24,000	36,000	8,500	10,000	89,000	47,000	40,000
4,000	6,000	66,000	24,000	36,000	8,600	10,000	89,000	47,000	40,000
4,100	6,000	66,000	24,000	36,000	8,700	10,000	89,000	47,000	40,000
4,200	6,000	66,000	24,000	36,000	8,800	10,000	89,000	47,000	40,000
4,300	6,000	66,000	24,000	36,000	8,900	10,000	89,000	47,000	40,000
4,400	6,000	66,000	24,000	36,000	9,000	10,000	89,000	47,000	40,000
4,500	6,000	66,000	24,000	36,000	9,100	10,000	89,000	47,000	40,000
4,600	6,000	66,000	24,000	36,000	9,200	10,000	89,000	47,000	40,000
4,650	6,000	66,000	24,000	36,000	9,250	10,000	89,000	47,000	40,000
4,700	6,000	66,000	24,000	36,000	9,300	10,000	89,000	47,000	40,000
4,800	6,000	66,000	28,000	36,000	9,400	10,000	89,000	47,000	40,000
4,900	6,000	66,000	28,000	36,000	9,500	10,000	89,000	47,000	40,000
5,000	6,000	66,000	28,000	36,000	9,600	10,000	89,000	47,000	40,000
5,100	6,000	66,000	28,000	36,000	9,700	10,000	89,000	47,000	40,000
5,200	6,000	66,000	28,000	36,000	9,800	10,000	89,000	47,000	40,000
5,300	6,000	66,000	28,000	36,000	9,900	10,000	89,000	47,000	40,000
5,400	6,000	66,000	28,000	36,000	10,000	10,000	89,000	47,000	40,000
5,500	6,000	66,000	28,000	36,000	10,100	12,000	102,000	55,000	45,000
5,550	6,000	66,000	28,000	36,000	10,200	12,000	102,000	55,000	45,000
5,600	6,000	66,000	28,000	36,000	10,300	12,000	102,000	55,000	45,000
5,700	6,000	66,000	28,000	36,000	10,400	12,000	102,000	55,000	45,000
5,800	6,000	66,000	28,000	36,000	10,500	12,000	102,000	55,000	45,000
5,900	6,000	66,000	28,000	36,000	10,600	12,000	102,000	55,000	45,000
6,000	6,000	66,000	28,000	36,000	10,700	12,000	102,000	55,000	45,000
6,100	8,000	79,000	34,000	36,000	10,800	12,000	102,000	55,000	45,000
6,200	8,000	79,000	34,000	36,000	10,900	12,000	102,000	55,000	45,000
6,300	8,000	79,000	34,000	36,000	11,000	12,000	102,000	55,000	45,000
6,400	8,000	79,000	34,000	36,000	11,100	12,000	102,000	55,000	45,000
6,500	8,000	79,000	34,000	36,000	11,200	12,000	102,000	55,000	45,000
6,600	8,000	79,000	34,000	36,000	11,300	12,000	102,000	55,000	45,000
6,700	8,000	79,000	34,000	36,000	11,400	12,000	102,000	55,000	45,000
6,800	8,000	79,000	34,000	36,000	11,500	12,000	102,000	55,000	45,000
6,900	8,000	79,000	34,000	36,000	11,600	12,000	102,000	55,000	45,000
7,000	8,000	79,000	34,000	36,000	11,700	12,000	102,000	55,000	45,000
7,100	8,000	79,000	41,000	36,000	11,800	12,000	102,000	55,000	45,000
7,200	8,000	79,000	41,000	36,000	11,900	12,000	102,000	55,000	45,000
7,300	8,000	79,000	41,000	36,000	12,000	12,000	102,000	55,000	45,000
7,400	8,000	79,000	41,000	36,000	12,200	14,000	107,000	60,000	45,000
7,500	8,000	79,000	41,000	36,000	12,500	14,000	107,000	60,000	45,000

d1 mm	d2 mm	l1 mm	l2 mm	l3 mm	d1 mm	d2 mm	l1 mm	l2 mm	l3 mm
12,700	14,000	107,000	60,000	45,000	16,000	16,000	115,000	65,000	48,000
13,000	14,000	107,000	60,000	45,000	16,500	18,000	123,000	73,000	48,000
13,500	14,000	107,000	60,000	45,000	17,000	18,000	123,000	73,000	48,000
13,700	14,000	107,000	60,000	45,000	17,500	18,000	123,000	73,000	48,000
14,000	14,000	107,000	60,000	45,000	18,000	18,000	123,000	73,000	48,000
14,200	16,000	115,000	65,000	48,000	18,500	20,000	131,000	79,000	50,000
14,500	16,000	115,000	65,000	48,000	19,000	20,000	131,000	79,000	50,000
14,700	16,000	115,000	65,000	48,000	19,500	20,000	131,000	79,000	50,000
15,000	16,000	115,000	65,000	48,000	20,000	20,000	131,000	79,000	50,000
15,200	16,000	115,000	65,000	48,000					
15,500	16,000	115,000	65,000	48,000					
15,700	16,000	115,000	65,000	48,000					

SuperV-Bohrer

SuperV-Bohrer ohne Innenkühlung



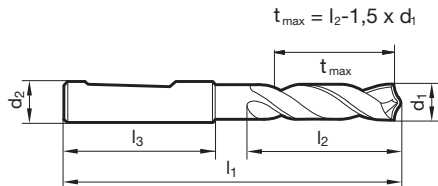
Katalog-Nr. 51871



P	M	K	N	S	H
●		●	○	○	○

Arbeitsrichtwerte
Seite 26

- Ausspitzung $\geq \varnothing 3,000$
- Flächenanschliff
- Hauptschneidenform gerade
- optimierte Schneidengeometrie



d1 mm	d2 mm	l1 mm	l2 mm	l3 mm	d1 mm	d2 mm	l1 mm	l2 mm	l3 mm
3,000	6,000	62,000	20,000	36,000	6,750	8,000	79,000	34,000	36,000
3,100	6,000	62,000	20,000	36,000	6,800	8,000	79,000	34,000	36,000
3,170	6,000	62,000	20,000	36,000	6,900	8,000	79,000	34,000	36,000
3,200	6,000	62,000	20,000	36,000	7,000	8,000	79,000	34,000	36,000
3,300	6,000	62,000	20,000	36,000	7,100	8,000	79,000	41,000	36,000
3,400	6,000	62,000	20,000	36,000	7,140	8,000	79,000	41,000	36,000
3,500	6,000	62,000	20,000	36,000	7,200	8,000	79,000	41,000	36,000
3,570	6,000	62,000	20,000	36,000	7,300	8,000	79,000	41,000	36,000
3,600	6,000	62,000	20,000	36,000	7,400	8,000	79,000	41,000	36,000
3,700	6,000	62,000	20,000	36,000	7,500	8,000	79,000	41,000	36,000
3,800	6,000	66,000	24,000	36,000	7,540	8,000	79,000	41,000	36,000
3,900	6,000	66,000	24,000	36,000	7,600	8,000	79,000	41,000	36,000
3,970	6,000	66,000	24,000	36,000	7,700	8,000	79,000	41,000	36,000
4,000	6,000	66,000	24,000	36,000	7,800	8,000	79,000	41,000	36,000
4,100	6,000	66,000	24,000	36,000	7,900	8,000	79,000	41,000	36,000
4,200	6,000	66,000	24,000	36,000	7,940	8,000	79,000	41,000	36,000
4,300	6,000	66,000	24,000	36,000	8,000	8,000	79,000	41,000	36,000
4,370	6,000	66,000	24,000	36,000	8,100	10,000	89,000	47,000	40,000
4,400	6,000	66,000	24,000	36,000	8,200	10,000	89,000	47,000	40,000
4,500	6,000	66,000	24,000	36,000	8,300	10,000	89,000	47,000	40,000
4,600	6,000	66,000	24,000	36,000	8,330	10,000	89,000	47,000	40,000
4,700	6,000	66,000	24,000	36,000	8,400	10,000	89,000	47,000	40,000
4,760	6,000	66,000	28,000	36,000	8,500	10,000	89,000	47,000	40,000
4,800	6,000	66,000	28,000	36,000	8,600	10,000	89,000	47,000	40,000
4,900	6,000	66,000	28,000	36,000	8,700	10,000	89,000	47,000	40,000
5,000	6,000	66,000	28,000	36,000	8,730	10,000	89,000	47,000	40,000
5,100	6,000	66,000	28,000	36,000	8,800	10,000	89,000	47,000	40,000
5,160	6,000	66,000	28,000	36,000	8,900	10,000	89,000	47,000	40,000
5,200	6,000	66,000	28,000	36,000	9,000	10,000	89,000	47,000	40,000
5,300	6,000	66,000	28,000	36,000	9,100	10,000	89,000	47,000	40,000
5,400	6,000	66,000	28,000	36,000	9,130	10,000	89,000	47,000	40,000
5,500	6,000	66,000	28,000	36,000	9,200	10,000	89,000	47,000	40,000
5,550	6,000	66,000	28,000	36,000	9,250	10,000	89,000	47,000	40,000
5,560	6,000	66,000	28,000	36,000	9,300	10,000	89,000	47,000	40,000
5,600	6,000	66,000	28,000	36,000	9,400	10,000	89,000	47,000	40,000
5,700	6,000	66,000	28,000	36,000	9,500	10,000	89,000	47,000	40,000
5,800	6,000	66,000	28,000	36,000	9,520	10,000	89,000	47,000	40,000
5,900	6,000	66,000	28,000	36,000	9,600	10,000	89,000	47,000	40,000
5,950	6,000	66,000	28,000	36,000	9,700	10,000	89,000	47,000	40,000
6,000	6,000	66,000	28,000	36,000	9,800	10,000	89,000	47,000	40,000
6,100	8,000	79,000	34,000	36,000	9,900	10,000	89,000	47,000	40,000
6,200	8,000	79,000	34,000	36,000	9,920	10,000	89,000	47,000	40,000
6,300	8,000	79,000	34,000	36,000	10,000	10,000	89,000	47,000	40,000
6,350	8,000	79,000	34,000	36,000	10,100	12,000	102,000	55,000	45,000
6,400	8,000	79,000	34,000	36,000	10,200	12,000	102,000	55,000	45,000
6,500	8,000	79,000	34,000	36,000	10,300	12,000	102,000	55,000	45,000
6,600	8,000	79,000	34,000	36,000	10,400	12,000	102,000	55,000	45,000
6,700	8,000	79,000	34,000	36,000	10,500	12,000	102,000	55,000	45,000

d1 mm	d2 mm	l1 mm	l2 mm	l3 mm	d1 mm	d2 mm	l1 mm	l2 mm	l3 mm
10,600	12,000	102,000	55,000	45,000	14,200	16,000	115,000	65,000	48,000
10,700	12,000	102,000	55,000	45,000	14,300	16,000	115,000	65,000	48,000
10,800	12,000	102,000	55,000	45,000	14,400	16,000	115,000	65,000	48,000
10,900	12,000	102,000	55,000	45,000	14,500	16,000	115,000	65,000	48,000
11,000	12,000	102,000	55,000	45,000	14,700	16,000	115,000	65,000	48,000
11,100	12,000	102,000	55,000	45,000	15,000	16,000	115,000	65,000	48,000
11,200	12,000	102,000	55,000	45,000	15,200	16,000	115,000	65,000	48,000
11,300	12,000	102,000	55,000	45,000	15,500	16,000	115,000	65,000	48,000
11,400	12,000	102,000	55,000	45,000	15,600	16,000	115,000	65,000	48,000
11,500	12,000	102,000	55,000	45,000	15,700	16,000	115,000	65,000	48,000
11,600	12,000	102,000	55,000	45,000	15,800	16,000	115,000	65,000	48,000
11,700	12,000	102,000	55,000	45,000	16,000	16,000	115,000	65,000	48,000
11,800	12,000	102,000	55,000	45,000	16,100	18,000	123,000	73,000	48,000
11,900	12,000	102,000	55,000	45,000	16,200	18,000	123,000	73,000	48,000
12,000	12,000	102,000	55,000	45,000	16,300	18,000	123,000	73,000	48,000
12,100	14,000	107,000	60,000	45,000	16,500	18,000	123,000	73,000	48,000
12,200	14,000	107,000	60,000	45,000	17,000	18,000	123,000	73,000	48,000
12,300	14,000	107,000	60,000	45,000	17,500	18,000	123,000	73,000	48,000
12,400	14,000	107,000	60,000	45,000	18,000	18,000	123,000	73,000	48,000
12,500	14,000	107,000	60,000	45,000	18,300	20,000	131,000	79,000	50,000
12,600	14,000	107,000	60,000	45,000	18,500	20,000	131,000	79,000	50,000
12,700	14,000	107,000	60,000	45,000	19,000	20,000	131,000	79,000	50,000
13,000	14,000	107,000	60,000	45,000	19,500	20,000	131,000	79,000	50,000
13,200	14,000	107,000	60,000	45,000	20,000	20,000	131,000	79,000	50,000
13,300	14,000	107,000	60,000	45,000					
13,500	14,000	107,000	60,000	45,000					
13,700	14,000	107,000	60,000	45,000					
13,800	14,000	107,000	60,000	45,000					
14,000	14,000	107,000	60,000	45,000					
14,100	16,000	115,000	65,000	48,000					

SuperV-Bohrer

SuperV-Bohrer ohne Innenkühlung



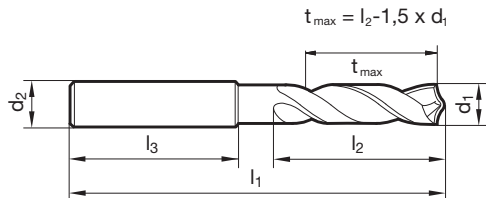
Katalog-Nr. 51787



P	M	K	N	S	H
●		●	○	○	○

Arbeitsrichtwerte
Seite 28

- Ausspitzung $\geq \varnothing 3,000$
- Flächenanschliff
- Hauptschneidenform gerade
- optimierte Schneidengeometrie



d1 mm	d2 mm	l1 mm	l2 mm	l3 mm
3,000	6,000	66,000	28,000	36,000
3,100	6,000	66,000	28,000	36,000
3,200	6,000	66,000	28,000	36,000
3,300	6,000	66,000	28,000	36,000
3,400	6,000	66,000	28,000	36,000
3,500	6,000	66,000	28,000	36,000
3,600	6,000	66,000	28,000	36,000
3,700	6,000	66,000	28,000	36,000
3,800	6,000	74,000	36,000	36,000
3,900	6,000	74,000	36,000	36,000
4,000	6,000	74,000	36,000	36,000
4,100	6,000	74,000	36,000	36,000
4,200	6,000	74,000	36,000	36,000
4,300	6,000	74,000	36,000	36,000
4,400	6,000	74,000	36,000	36,000
4,500	6,000	74,000	36,000	36,000
4,600	6,000	74,000	36,000	36,000
4,700	6,000	74,000	36,000	36,000
4,760	6,000	82,000	44,000	36,000
4,800	6,000	82,000	44,000	36,000
4,900	6,000	82,000	44,000	36,000
5,000	6,000	82,000	44,000	36,000
5,100	6,000	82,000	44,000	36,000
5,200	6,000	82,000	44,000	36,000
5,300	6,000	82,000	44,000	36,000
5,400	6,000	82,000	44,000	36,000
5,500	6,000	82,000	44,000	36,000
5,600	6,000	82,000	44,000	36,000
5,700	6,000	82,000	44,000	36,000
5,800	6,000	82,000	44,000	36,000
5,900	6,000	82,000	44,000	36,000
6,000	6,000	82,000	44,000	36,000
6,100	8,000	91,000	53,000	36,000
6,200	8,000	91,000	53,000	36,000
6,300	8,000	91,000	53,000	36,000
6,350	8,000	91,000	53,000	36,000
6,400	8,000	91,000	53,000	36,000
6,500	8,000	91,000	53,000	36,000
6,600	8,000	91,000	53,000	36,000
6,700	8,000	91,000	53,000	36,000
6,800	8,000	91,000	53,000	36,000
6,900	8,000	91,000	53,000	36,000
7,000	8,000	91,000	53,000	36,000
7,100	8,000	91,000	53,000	36,000
7,200	8,000	91,000	53,000	36,000
7,300	8,000	91,000	53,000	36,000
7,400	8,000	91,000	53,000	36,000
7,500	8,000	91,000	53,000	36,000

d1 mm	d2 mm	l1 mm	l2 mm	l3 mm
7,600	8,000	91,000	53,000	36,000
7,700	8,000	91,000	53,000	36,000
7,800	8,000	91,000	53,000	36,000
7,900	8,000	91,000	53,000	36,000
8,000	8,000	91,000	53,000	36,000
8,100	10,000	103,000	61,000	40,000
8,200	10,000	103,000	61,000	40,000
8,300	10,000	103,000	61,000	40,000
8,330	10,000	103,000	61,000	40,000
8,400	10,000	103,000	61,000	40,000
8,500	10,000	103,000	61,000	40,000
8,600	10,000	103,000	61,000	40,000
8,700	10,000	103,000	61,000	40,000
8,800	10,000	103,000	61,000	40,000
8,900	10,000	103,000	61,000	40,000
9,000	10,000	103,000	61,000	40,000
9,100	10,000	103,000	61,000	40,000
9,200	10,000	103,000	61,000	40,000
9,300	10,000	103,000	61,000	40,000
9,400	10,000	103,000	61,000	40,000
9,500	10,000	103,000	61,000	40,000
9,600	10,000	103,000	61,000	40,000
9,700	10,000	103,000	61,000	40,000
9,800	10,000	103,000	61,000	40,000
9,900	10,000	103,000	61,000	40,000
10,000	10,000	103,000	61,000	40,000
10,100	12,000	118,000	71,000	45,000
10,200	12,000	118,000	71,000	45,000
10,300	12,000	118,000	71,000	45,000
10,400	12,000	118,000	71,000	45,000
10,500	12,000	118,000	71,000	45,000
10,600	12,000	118,000	71,000	45,000
10,700	12,000	118,000	71,000	45,000
10,800	12,000	118,000	71,000	45,000
10,900	12,000	118,000	71,000	45,000
11,000	12,000	118,000	71,000	45,000
11,100	12,000	118,000	71,000	45,000
11,200	12,000	118,000	71,000	45,000
11,300	12,000	118,000	71,000	45,000
11,400	12,000	118,000	71,000	45,000
11,500	12,000	118,000	71,000	45,000
11,600	12,000	118,000	71,000	45,000
11,700	12,000	118,000	71,000	45,000
11,800	12,000	118,000	71,000	45,000
11,900	12,000	118,000	71,000	45,000
12,000	12,000	118,000	71,000	45,000
12,200	14,000	124,000	77,000	45,000
12,500	14,000	124,000	77,000	45,000

d1 mm	d2 mm	l1 mm	l2 mm	l3 mm	d1 mm	d2 mm	l1 mm	l2 mm	l3 mm
12,700	14,000	124,000	77,000	45,000	16,000	16,000	133,000	83,000	48,000
13,000	14,000	124,000	77,000	45,000	16,500	18,000	143,000	93,000	48,000
13,500	14,000	124,000	77,000	45,000	17,000	18,000	143,000	93,000	48,000
13,700	14,000	124,000	77,000	45,000	17,500	18,000	143,000	93,000	48,000
14,000	14,000	124,000	77,000	45,000	18,000	18,000	143,000	93,000	48,000
14,200	16,000	133,000	83,000	48,000	18,500	20,000	153,000	101,000	50,000
14,500	16,000	133,000	83,000	48,000	19,000	20,000	153,000	101,000	50,000
14,700	16,000	133,000	83,000	48,000	19,500	20,000	153,000	101,000	50,000
15,000	16,000	133,000	83,000	48,000	20,000	20,000	153,000	101,000	50,000
15,200	16,000	133,000	83,000	48,000					
15,500	16,000	133,000	83,000	48,000					
15,700	16,000	133,000	83,000	48,000					

SuperV-Bohrer

SuperV-Bohrer ohne Innenkühlung



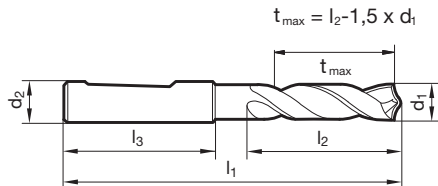
Katalog-Nr. 51887



P	M	K	N	S	H
●		●	○	○	○

Arbeitsrichtwerte
Seite 28

- Ausspitzung $\geq \varnothing 3,000$
- Flächenanschliff
- Hauptschneidenform gerade
- optimierte Schneidengeometrie



d1 mm	d2 mm	l1 mm	l2 mm	l3 mm
3,000	6,000	66,000	28,000	36,000
3,100	6,000	66,000	28,000	36,000
3,170	6,000	66,000	28,000	36,000
3,200	6,000	66,000	28,000	36,000
3,300	6,000	66,000	28,000	36,000
3,400	6,000	66,000	28,000	36,000
3,500	6,000	66,000	28,000	36,000
3,570	6,000	66,000	28,000	36,000
3,600	6,000	66,000	28,000	36,000
3,700	6,000	66,000	28,000	36,000
3,800	6,000	74,000	36,000	36,000
3,900	6,000	74,000	36,000	36,000
3,970	6,000	74,000	36,000	36,000
4,000	6,000	74,000	36,000	36,000
4,100	6,000	74,000	36,000	36,000
4,200	6,000	74,000	36,000	36,000
4,300	6,000	74,000	36,000	36,000
4,370	6,000	74,000	36,000	36,000
4,400	6,000	74,000	36,000	36,000
4,500	6,000	74,000	36,000	36,000
4,600	6,000	74,000	36,000	36,000
4,700	6,000	74,000	36,000	36,000
4,760	6,000	82,000	44,000	36,000
4,800	6,000	82,000	44,000	36,000
4,900	6,000	82,000	44,000	36,000
5,000	6,000	82,000	44,000	36,000
5,100	6,000	82,000	44,000	36,000
5,160	6,000	82,000	44,000	36,000
5,200	6,000	82,000	44,000	36,000
5,300	6,000	82,000	44,000	36,000
5,400	6,000	82,000	44,000	36,000
5,500	6,000	82,000	44,000	36,000
5,560	6,000	82,000	44,000	36,000
5,600	6,000	82,000	44,000	36,000
5,700	6,000	82,000	44,000	36,000
5,800	6,000	82,000	44,000	36,000
5,900	6,000	82,000	44,000	36,000
5,950	6,000	82,000	44,000	36,000
6,000	6,000	82,000	44,000	36,000
6,100	8,000	91,000	53,000	36,000
6,200	8,000	91,000	53,000	36,000
6,300	8,000	91,000	53,000	36,000
6,350	8,000	91,000	53,000	36,000
6,400	8,000	91,000	53,000	36,000
6,500	8,000	91,000	53,000	36,000
6,600	8,000	91,000	53,000	36,000
6,700	8,000	91,000	53,000	36,000
6,750	8,000	91,000	53,000	36,000

d1 mm	d2 mm	l1 mm	l2 mm	l3 mm
6,800	8,000	91,000	53,000	36,000
6,900	8,000	91,000	53,000	36,000
7,000	8,000	91,000	53,000	36,000
7,100	8,000	91,000	53,000	36,000
7,140	8,000	91,000	53,000	36,000
7,200	8,000	91,000	53,000	36,000
7,300	8,000	91,000	53,000	36,000
7,400	8,000	91,000	53,000	36,000
7,500	8,000	91,000	53,000	36,000
7,540	8,000	91,000	53,000	36,000
7,600	8,000	91,000	53,000	36,000
7,700	8,000	91,000	53,000	36,000
7,800	8,000	91,000	53,000	36,000
7,900	8,000	91,000	53,000	36,000
7,940	8,000	91,000	53,000	36,000
8,000	8,000	91,000	53,000	36,000
8,100	10,000	103,000	61,000	40,000
8,200	10,000	103,000	61,000	40,000
8,300	10,000	103,000	61,000	40,000
8,330	10,000	103,000	61,000	40,000
8,400	10,000	103,000	61,000	40,000
8,500	10,000	103,000	61,000	40,000
8,600	10,000	103,000	61,000	40,000
8,700	10,000	103,000	61,000	40,000
8,730	10,000	103,000	61,000	40,000
8,800	10,000	103,000	61,000	40,000
8,900	10,000	103,000	61,000	40,000
9,000	10,000	103,000	61,000	40,000
9,100	10,000	103,000	61,000	40,000
9,130	10,000	103,000	61,000	40,000
9,200	10,000	103,000	61,000	40,000
9,300	10,000	103,000	61,000	40,000
9,400	10,000	103,000	61,000	40,000
9,500	10,000	103,000	61,000	40,000
9,520	10,000	103,000	61,000	40,000
9,600	10,000	103,000	61,000	40,000
9,700	10,000	103,000	61,000	40,000
9,800	10,000	103,000	61,000	40,000
9,900	10,000	103,000	61,000	40,000
9,920	10,000	103,000	61,000	40,000
10,000	10,000	103,000	61,000	40,000
10,100	12,000	118,000	71,000	45,000
10,200	12,000	118,000	71,000	45,000
10,300	12,000	118,000	71,000	45,000
10,400	12,000	118,000	71,000	45,000
10,500	12,000	118,000	71,000	45,000
10,600	12,000	118,000	71,000	45,000
10,700	12,000	118,000	71,000	45,000

d1 mm	d2 mm	l1 mm	l2 mm	l3 mm	d1 mm	d2 mm	l1 mm	l2 mm	l3 mm
10,800	12,000	118,000	71,000	45,000	14,700	16,000	133,000	83,000	48,000
10,900	12,000	118,000	71,000	45,000	15,000	16,000	133,000	83,000	48,000
11,000	12,000	118,000	71,000	45,000	15,200	16,000	133,000	83,000	48,000
11,100	12,000	118,000	71,000	45,000	15,500	16,000	133,000	83,000	48,000
11,200	12,000	118,000	71,000	45,000	15,700	16,000	133,000	83,000	48,000
11,300	12,000	118,000	71,000	45,000	16,000	16,000	133,000	83,000	48,000
11,400	12,000	118,000	71,000	45,000	16,500	18,000	143,000	93,000	48,000
11,500	12,000	118,000	71,000	45,000	17,000	18,000	143,000	93,000	48,000
11,600	12,000	118,000	71,000	45,000	17,500	18,000	143,000	93,000	48,000
11,700	12,000	118,000	71,000	45,000	18,000	18,000	143,000	93,000	48,000
11,800	12,000	118,000	71,000	45,000	18,500	20,000	153,000	101,000	50,000
11,900	12,000	118,000	71,000	45,000	19,000	20,000	153,000	101,000	50,000
12,000	12,000	118,000	71,000	45,000	19,500	20,000	153,000	101,000	50,000
12,100	14,000	124,000	77,000	45,000	20,000	20,000	153,000	101,000	50,000
12,200	14,000	124,000	77,000	45,000					
12,500	14,000	124,000	77,000	45,000					
12,700	14,000	124,000	77,000	45,000					
13,000	14,000	124,000	77,000	45,000					
13,500	14,000	124,000	77,000	45,000					
13,700	14,000	124,000	77,000	45,000					
14,000	14,000	124,000	77,000	45,000					
14,100	16,000	133,000	83,000	48,000					
14,200	16,000	133,000	83,000	48,000					
14,500	16,000	133,000	83,000	48,000					

SuperV-Bohrer

SuperV-Bohrer mit Innenkühlung



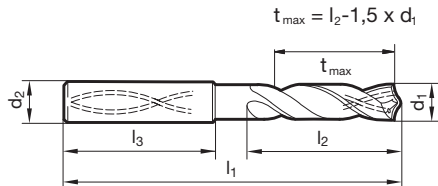
Katalog-Nr. 51776



P	M	K	N	S	H
●	○	●	○	○	○

Arbeitsrichtwerte
Seite 26

- Ausspitzung $\geq \varnothing 3,000$
- Flächenanschliff
- Hauptschneidenform gerade
- optimierte Schneidengeometrie



d1	inch	d2	l1	l2	l3	d1	inch	d2	l1	l2	l3
mm		mm	mm	mm	mm	mm		mm	mm	mm	mm
3,000		6,000	62,000	20,000	36,000	7,500		8,000	79,000	41,000	36,000
3,100		6,000	62,000	20,000	36,000	7,600		8,000	79,000	41,000	36,000
3,200		6,000	62,000	20,000	36,000	7,700		8,000	79,000	41,000	36,000
3,300		6,000	62,000	20,000	36,000	7,800		8,000	79,000	41,000	36,000
3,400		6,000	62,000	20,000	36,000	7,900		8,000	79,000	41,000	36,000
3,500		6,000	62,000	20,000	36,000	8,000		8,000	79,000	41,000	36,000
3,600		6,000	62,000	20,000	36,000	8,100		10,000	89,000	47,000	40,000
3,700		6,000	62,000	20,000	36,000	8,200		10,000	89,000	47,000	40,000
3,800		6,000	66,000	24,000	36,000	8,300		10,000	89,000	47,000	40,000
3,900		6,000	66,000	24,000	36,000	8,400		10,000	89,000	47,000	40,000
4,000		6,000	66,000	24,000	36,000	8,500		10,000	89,000	47,000	40,000
4,100		6,000	66,000	24,000	36,000	8,600		10,000	89,000	47,000	40,000
4,200		6,000	66,000	24,000	36,000	8,700		10,000	89,000	47,000	40,000
4,300		6,000	66,000	24,000	36,000	8,800		10,000	89,000	47,000	40,000
4,400		6,000	66,000	24,000	36,000	8,900		10,000	89,000	47,000	40,000
4,500		6,000	66,000	24,000	36,000	9,000		10,000	89,000	47,000	40,000
4,600		6,000	66,000	24,000	36,000	9,100		10,000	89,000	47,000	40,000
4,650		6,000	66,000	24,000	36,000	9,200		10,000	89,000	47,000	40,000
4,700		6,000	66,000	24,000	36,000	9,250		10,000	89,000	47,000	40,000
4,800		6,000	66,000	28,000	36,000	9,300		10,000	89,000	47,000	40,000
4,900		6,000	66,000	28,000	36,000	9,400		10,000	89,000	47,000	40,000
5,000		6,000	66,000	28,000	36,000	9,500		10,000	89,000	47,000	40,000
5,100		6,000	66,000	28,000	36,000	9,600		10,000	89,000	47,000	40,000
5,200		6,000	66,000	28,000	36,000	9,700		10,000	89,000	47,000	40,000
5,300		6,000	66,000	28,000	36,000	9,800		10,000	89,000	47,000	40,000
5,400		6,000	66,000	28,000	36,000	9,900		10,000	89,000	47,000	40,000
5,500		6,000	66,000	28,000	36,000	10,000		10,000	89,000	47,000	40,000
5,550		6,000	66,000	28,000	36,000	10,100		12,000	102,000	55,000	45,000
5,600		6,000	66,000	28,000	36,000	10,200		12,000	102,000	55,000	45,000
5,700		6,000	66,000	28,000	36,000	10,300		12,000	102,000	55,000	45,000
5,800		6,000	66,000	28,000	36,000	10,400		12,000	102,000	55,000	45,000
5,900		6,000	66,000	28,000	36,000	10,500		12,000	102,000	55,000	45,000
6,000		6,000	66,000	28,000	36,000	10,600		12,000	102,000	55,000	45,000
6,100		8,000	79,000	34,000	36,000	10,700		12,000	102,000	55,000	45,000
6,200		8,000	79,000	34,000	36,000	10,800		12,000	102,000	55,000	45,000
6,300		8,000	79,000	34,000	36,000	10,900		12,000	102,000	55,000	45,000
6,350	1/4	8,000	79,000	34,000	36,000	11,000		12,000	102,000	55,000	45,000
6,400		8,000	79,000	34,000	36,000	11,100		12,000	102,000	55,000	45,000
6,500		8,000	79,000	34,000	36,000	11,200		12,000	102,000	55,000	45,000
6,600		8,000	79,000	34,000	36,000	11,300		12,000	102,000	55,000	45,000
6,700		8,000	79,000	34,000	36,000	11,400		12,000	102,000	55,000	45,000
6,800		8,000	79,000	34,000	36,000	11,500		12,000	102,000	55,000	45,000
6,900		8,000	79,000	34,000	36,000	11,600		12,000	102,000	55,000	45,000
7,000		8,000	79,000	34,000	36,000	11,700		12,000	102,000	55,000	45,000
7,100		8,000	79,000	41,000	36,000	11,800		12,000	102,000	55,000	45,000
7,200		8,000	79,000	41,000	36,000	11,900		12,000	102,000	55,000	45,000
7,300		8,000	79,000	41,000	36,000	12,000		12,000	102,000	55,000	45,000
7,400		8,000	79,000	41,000	36,000	12,200		14,000	107,000	60,000	45,000

d1 mm	inch	d2 mm	l1 mm	l2 mm	l3 mm	d1 mm	inch	d2 mm	l1 mm	l2 mm	l3 mm
12,500		14,000	107,000	60,000	45,000	18,000		18,000	123,000	73,000	48,000
12,700	1/2	14,000	107,000	60,000	45,000	18,500		20,000	131,000	79,000	50,000
13,000		14,000	107,000	60,000	45,000	18,700		20,000	131,000	79,000	50,000
13,500		14,000	107,000	60,000	45,000	19,000		20,000	131,000	79,000	50,000
13,700		14,000	107,000	60,000	45,000	19,500		20,000	131,000	79,000	50,000
14,000		14,000	107,000	60,000	45,000	19,700		20,000	131,000	79,000	50,000
14,200		16,000	115,000	65,000	48,000	20,000		20,000	131,000	79,000	50,000
14,500		16,000	115,000	65,000	48,000						
14,700		16,000	115,000	65,000	48,000						
15,000		16,000	115,000	65,000	48,000						
15,200		16,000	115,000	65,000	48,000						
15,500		16,000	115,000	65,000	48,000						
15,700		16,000	115,000	65,000	48,000						
16,000		16,000	115,000	65,000	48,000						
16,500		18,000	123,000	73,000	48,000						
16,700		18,000	123,000	73,000	48,000						
17,000		18,000	123,000	73,000	48,000						
17,500		18,000	123,000	73,000	48,000						

SuperV-Bohrer

SuperV-Bohrer mit Innenkühlung



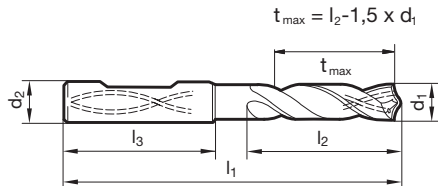
Katalog-Nr. 51876



P	M	K	N	S	H
●	○	●	○	○	○

Arbeitsrichtwerte
Seite 26

- Ausspitzung $\geq \varnothing 3,000$
- Flächenanschliff
- Hauptschneidenform gerade
- optimierte Schneidengeometrie



d1		d2	l1	l2	l3	d1		d2	l1	l2	l3
mm	inch	mm	mm	mm	mm	mm	inch	mm	mm	mm	mm
3,000		6,000	62,000	20,000	36,000	7,100		8,000	79,000	41,000	36,000
3,100		6,000	62,000	20,000	36,000	7,140	9/32	8,000	79,000	41,000	36,000
3,200		6,000	62,000	20,000	36,000	7,200		8,000	79,000	41,000	36,000
3,300		6,000	62,000	20,000	36,000	7,300		8,000	79,000	41,000	36,000
3,400		6,000	62,000	20,000	36,000	7,400		8,000	79,000	41,000	36,000
3,500		6,000	62,000	20,000	36,000	7,500		8,000	79,000	41,000	36,000
3,600		6,000	62,000	20,000	36,000	7,540	19/64	8,000	79,000	41,000	36,000
3,700		6,000	62,000	20,000	36,000	7,600		8,000	79,000	41,000	36,000
3,800		6,000	66,000	24,000	36,000	7,700		8,000	79,000	41,000	36,000
3,900		6,000	66,000	24,000	36,000	7,800		8,000	79,000	41,000	36,000
4,000		6,000	66,000	24,000	36,000	7,900		8,000	79,000	41,000	36,000
4,100		6,000	66,000	24,000	36,000	7,940	5/16	8,000	79,000	41,000	36,000
4,200		6,000	66,000	24,000	36,000	8,000		8,000	79,000	41,000	36,000
4,300		6,000	66,000	24,000	36,000	8,100		10,000	89,000	47,000	40,000
4,370	11/64	6,000	66,000	24,000	36,000	8,200		10,000	89,000	47,000	40,000
4,400		6,000	66,000	24,000	36,000	8,300		10,000	89,000	47,000	40,000
4,500		6,000	66,000	24,000	36,000	8,330	21/64	10,000	89,000	47,000	40,000
4,600		6,000	66,000	24,000	36,000	8,400		10,000	89,000	47,000	40,000
4,700		6,000	66,000	24,000	36,000	8,500		10,000	89,000	47,000	40,000
4,760	3/16	6,000	66,000	28,000	36,000	8,600		10,000	89,000	47,000	40,000
4,800		6,000	66,000	28,000	36,000	8,700		10,000	89,000	47,000	40,000
4,900		6,000	66,000	28,000	36,000	8,730	11/32	10,000	89,000	47,000	40,000
5,000		6,000	66,000	28,000	36,000	8,800		10,000	89,000	47,000	40,000
5,100		6,000	66,000	28,000	36,000	8,900		10,000	89,000	47,000	40,000
5,160	13/64	6,000	66,000	28,000	36,000	9,000		10,000	89,000	47,000	40,000
5,200		6,000	66,000	28,000	36,000	9,100		10,000	89,000	47,000	40,000
5,300		6,000	66,000	28,000	36,000	9,130	23/64	10,000	89,000	47,000	40,000
5,400		6,000	66,000	28,000	36,000	9,200		10,000	89,000	47,000	40,000
5,500		6,000	66,000	28,000	36,000	9,300		10,000	89,000	47,000	40,000
5,560	7/32	6,000	66,000	28,000	36,000	9,400		10,000	89,000	47,000	40,000
5,600		6,000	66,000	28,000	36,000	9,500		10,000	89,000	47,000	40,000
5,700		6,000	66,000	28,000	36,000	9,520	3/8	10,000	89,000	47,000	40,000
5,800		6,000	66,000	28,000	36,000	9,600		10,000	89,000	47,000	40,000
5,900		6,000	66,000	28,000	36,000	9,700		10,000	89,000	47,000	40,000
5,950	15/64	6,000	66,000	28,000	36,000	9,800		10,000	89,000	47,000	40,000
6,000		6,000	66,000	28,000	36,000	9,900		10,000	89,000	47,000	40,000
6,100		8,000	79,000	34,000	36,000	9,920	25/64	10,000	89,000	47,000	40,000
6,200		8,000	79,000	34,000	36,000	10,000		10,000	89,000	47,000	40,000
6,300		8,000	79,000	34,000	36,000	10,100		12,000	102,000	55,000	45,000
6,350	1/4	8,000	79,000	34,000	36,000	10,200		12,000	102,000	55,000	45,000
6,400		8,000	79,000	34,000	36,000	10,300		12,000	102,000	55,000	45,000
6,500		8,000	79,000	34,000	36,000	10,320	13/32	12,000	102,000	55,000	45,000
6,600		8,000	79,000	34,000	36,000	10,400		12,000	102,000	55,000	45,000
6,700		8,000	79,000	34,000	36,000	10,500		12,000	102,000	55,000	45,000
6,750	17/64	8,000	79,000	34,000	36,000	10,600		12,000	102,000	55,000	45,000
6,800		8,000	79,000	34,000	36,000	10,700		12,000	102,000	55,000	45,000
6,900		8,000	79,000	34,000	36,000	10,800		12,000	102,000	55,000	45,000
7,000		8,000	79,000	34,000	36,000	10,900		12,000	102,000	55,000	45,000

d1 mm	inch	d2 mm	l1 mm	l2 mm	l3 mm	d1 mm	inch	d2 mm	l1 mm	l2 mm	l3 mm
11,000		12,000	102,000	55,000	45,000	14,100		16,000	115,000	65,000	48,000
11,100		12,000	102,000	55,000	45,000	14,200		16,000	115,000	65,000	48,000
11,110	7/16	12,000	102,000	55,000	45,000	14,290	9/16	16,000	115,000	65,000	48,000
11,200		12,000	102,000	55,000	45,000	14,300		16,000	115,000	65,000	48,000
11,300		12,000	102,000	55,000	45,000	14,500		16,000	115,000	65,000	48,000
11,400		12,000	102,000	55,000	45,000	14,700		16,000	115,000	65,000	48,000
11,500		12,000	102,000	55,000	45,000	14,900		16,000	115,000	65,000	48,000
11,600		12,000	102,000	55,000	45,000	15,000		16,000	115,000	65,000	48,000
11,700		12,000	102,000	55,000	45,000	15,200		16,000	115,000	65,000	48,000
11,800		12,000	102,000	55,000	45,000	15,500		16,000	115,000	65,000	48,000
11,900		12,000	102,000	55,000	45,000	15,600		16,000	115,000	65,000	48,000
11,910	15/32	12,000	102,000	55,000	45,000	15,700		16,000	115,000	65,000	48,000
12,000		12,000	102,000	55,000	45,000	16,000		16,000	115,000	65,000	48,000
12,100		14,000	107,000	60,000	45,000	16,100		18,000	123,000	73,000	48,000
12,200		14,000	107,000	60,000	45,000	16,200		18,000	123,000	73,000	48,000
12,300	31/64	14,000	107,000	60,000	45,000	16,500		18,000	123,000	73,000	48,000
12,400		14,000	107,000	60,000	45,000	17,000		18,000	123,000	73,000	48,000
12,500		14,000	107,000	60,000	45,000	17,500		18,000	123,000	73,000	48,000
12,700	1/2	14,000	107,000	60,000	45,000	17,700		18,000	123,000	73,000	48,000
13,000		14,000	107,000	60,000	45,000	18,000		18,000	123,000	73,000	48,000
13,200		14,000	107,000	60,000	45,000	18,500		20,000	131,000	79,000	50,000
13,500		14,000	107,000	60,000	45,000	19,000		20,000	131,000	79,000	50,000
13,700		14,000	107,000	60,000	45,000	19,500		20,000	131,000	79,000	50,000
14,000		14,000	107,000	60,000	45,000	20,000		20,000	131,000	79,000	50,000

SuperV-Bohrer

SuperV-Bohrer mit Innenkühlung

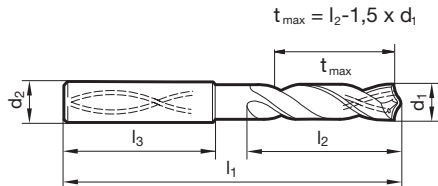


Katalog-Nr. 51770



P	M	K	N	S	H	Arbeitsrichtwerte Seite 26
	●			○		

- Ausspitzung $\geq \varnothing 3,000$
- Flächenanschliff
- Hauptschneidenform gerade
- optimierte Schneidengeometrie
- besonders geeignet für rostfreie Stähle



d1		d2	l1	l2	l3	d1		d2	l1	l2	l3
mm	inch	mm	mm	mm	mm	mm	inch	mm	mm	mm	mm
3,000		6,000	62,000	20,000	36,000	6,600		8,000	79,000	34,000	36,000
3,100		6,000	62,000	20,000	36,000	6,700		8,000	79,000	34,000	36,000
3,170	1/8	6,000	62,000	20,000	36,000	6,750	17/64	8,000	79,000	34,000	36,000
3,200		6,000	62,000	20,000	36,000	6,800		8,000	79,000	34,000	36,000
3,250		6,000	62,000	20,000	36,000	6,900		8,000	79,000	34,000	36,000
3,300		6,000	62,000	20,000	36,000	7,000		8,000	79,000	34,000	36,000
3,400		6,000	62,000	20,000	36,000	7,100		8,000	79,000	41,000	36,000
3,500		6,000	62,000	20,000	36,000	7,140	9/32	8,000	79,000	41,000	36,000
3,570	9/64	6,000	62,000	20,000	36,000	7,200		8,000	79,000	41,000	36,000
3,600		6,000	62,000	20,000	36,000	7,300		8,000	79,000	41,000	36,000
3,700		6,000	62,000	20,000	36,000	7,400		8,000	79,000	41,000	36,000
3,800		6,000	66,000	24,000	36,000	7,500		8,000	79,000	41,000	36,000
3,900		6,000	66,000	24,000	36,000	7,540	19/64	8,000	79,000	41,000	36,000
3,970	5/32	6,000	66,000	24,000	36,000	7,600		8,000	79,000	41,000	36,000
4,000		6,000	66,000	24,000	36,000	7,700		8,000	79,000	41,000	36,000
4,100		6,000	66,000	24,000	36,000	7,800		8,000	79,000	41,000	36,000
4,200		6,000	66,000	24,000	36,000	7,900		8,000	79,000	41,000	36,000
4,300		6,000	66,000	24,000	36,000	7,940	5/16	8,000	79,000	41,000	36,000
4,370	11/64	6,000	66,000	24,000	36,000	8,000		8,000	79,000	41,000	36,000
4,400		6,000	66,000	24,000	36,000	8,100		10,000	89,000	47,000	40,000
4,500		6,000	66,000	24,000	36,000	8,200		10,000	89,000	47,000	40,000
4,600		6,000	66,000	24,000	36,000	8,300		10,000	89,000	47,000	40,000
4,650		6,000	66,000	24,000	36,000	8,330	21/64	10,000	89,000	47,000	40,000
4,700		6,000	66,000	24,000	36,000	8,400		10,000	89,000	47,000	40,000
4,760	3/16	6,000	66,000	28,000	36,000	8,500		10,000	89,000	47,000	40,000
4,800		6,000	66,000	28,000	36,000	8,600		10,000	89,000	47,000	40,000
4,900		6,000	66,000	28,000	36,000	8,700		10,000	89,000	47,000	40,000
5,000		6,000	66,000	28,000	36,000	8,730	11/32	10,000	89,000	47,000	40,000
5,100		6,000	66,000	28,000	36,000	8,800		10,000	89,000	47,000	40,000
5,160	13/64	6,000	66,000	28,000	36,000	8,900		10,000	89,000	47,000	40,000
5,200		6,000	66,000	28,000	36,000	9,000		10,000	89,000	47,000	40,000
5,300		6,000	66,000	28,000	36,000	9,100		10,000	89,000	47,000	40,000
5,400		6,000	66,000	28,000	36,000	9,130	23/64	10,000	89,000	47,000	40,000
5,500		6,000	66,000	28,000	36,000	9,200		10,000	89,000	47,000	40,000
5,550		6,000	66,000	28,000	36,000	9,250		10,000	89,000	47,000	40,000
5,560	7/32	6,000	66,000	28,000	36,000	9,300		10,000	89,000	47,000	40,000
5,600		6,000	66,000	28,000	36,000	9,400		10,000	89,000	47,000	40,000
5,700		6,000	66,000	28,000	36,000	9,500		10,000	89,000	47,000	40,000
5,800		6,000	66,000	28,000	36,000	9,520	3/8	10,000	89,000	47,000	40,000
5,900		6,000	66,000	28,000	36,000	9,600		10,000	89,000	47,000	40,000
5,950	15/64	6,000	66,000	28,000	36,000	9,700		10,000	89,000	47,000	40,000
6,000		6,000	66,000	28,000	36,000	9,800		10,000	89,000	47,000	40,000
6,100		8,000	79,000	34,000	36,000	9,900		10,000	89,000	47,000	40,000
6,200		8,000	79,000	34,000	36,000	9,920	25/64	10,000	89,000	47,000	40,000
6,300		8,000	79,000	34,000	36,000	10,000		10,000	89,000	47,000	40,000
6,350	1/4	8,000	79,000	34,000	36,000	10,100		12,000	102,000	55,000	45,000
6,400		8,000	79,000	34,000	36,000	10,200		12,000	102,000	55,000	45,000
6,500		8,000	79,000	34,000	36,000	10,300		12,000	102,000	55,000	45,000

d1 mm	inch	d2 mm	l1 mm	l2 mm	l3 mm	d1 mm	inch	d2 mm	l1 mm	l2 mm	l3 mm
10,320	13/32	12,000	102,000	55,000	45,000	14,290	9/16	16,000	115,000	65,000	48,000
10,400		12,000	102,000	55,000	45,000	14,300		16,000	115,000	65,000	48,000
10,500		12,000	102,000	55,000	45,000	14,500		16,000	115,000	65,000	48,000
10,600		12,000	102,000	55,000	45,000	14,700		16,000	115,000	65,000	48,000
10,700		12,000	102,000	55,000	45,000	15,000		16,000	115,000	65,000	48,000
10,800		12,000	102,000	55,000	45,000	15,200		16,000	115,000	65,000	48,000
10,900		12,000	102,000	55,000	45,000	15,300		16,000	115,000	65,000	48,000
11,000		12,000	102,000	55,000	45,000	15,500		16,000	115,000	65,000	48,000
11,100		12,000	102,000	55,000	45,000	15,700		16,000	115,000	65,000	48,000
11,110	7/16	12,000	102,000	55,000	45,000	16,000		16,000	115,000	65,000	48,000
11,200		12,000	102,000	55,000	45,000	16,300		18,000	123,000	73,000	48,000
11,300		12,000	102,000	55,000	45,000	16,500		18,000	123,000	73,000	48,000
11,400		12,000	102,000	55,000	45,000	16,900		18,000	123,000	73,000	48,000
11,500		12,000	102,000	55,000	45,000	17,000		18,000	123,000	73,000	48,000
11,600		12,000	102,000	55,000	45,000	17,300		18,000	123,000	73,000	48,000
11,700		12,000	102,000	55,000	45,000	17,500		18,000	123,000	73,000	48,000
11,800		12,000	102,000	55,000	45,000	18,000		18,000	123,000	73,000	48,000
11,900		12,000	102,000	55,000	45,000	18,500		20,000	131,000	79,000	50,000
11,910	15/32	12,000	102,000	55,000	45,000	18,900		20,000	131,000	79,000	50,000
12,000		12,000	102,000	55,000	45,000	19,000		20,000	131,000	79,000	50,000
12,200		14,000	107,000	60,000	45,000	19,300		20,000	131,000	79,000	50,000
12,500		14,000	107,000	60,000	45,000	19,500		20,000	131,000	79,000	50,000
12,700	1/2	14,000	107,000	60,000	45,000	20,000		20,000	131,000	79,000	50,000
12,800		14,000	107,000	60,000	45,000						
13,000		14,000	107,000	60,000	45,000						
13,300		14,000	107,000	60,000	45,000						
13,500		14,000	107,000	60,000	45,000						
13,700		14,000	107,000	60,000	45,000						
14,000		14,000	107,000	60,000	45,000						
14,200		16,000	115,000	65,000	48,000						

SuperV-Bohrer

SuperV-Bohrer mit Innenkühlung

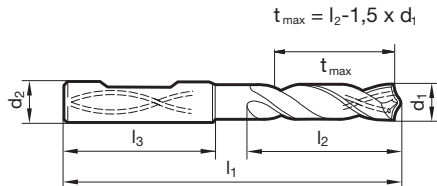


Katalog-Nr. 51771



P	M	K	N	S	H	Arbeitsrichtwerte Seite 26
	●			○		

- Ausspitzung $\geq \varnothing 3,000$
- Flächenanschliff
- Hauptschneidenform gerade
- optimierte Schneidengeometrie
- besonders geeignet für rostfreie Stähle



d1 mm	inch	d2 mm	l1 mm	l2 mm	l3 mm
3,000		6,000	62,000	20,000	36,000
3,100		6,000	62,000	20,000	36,000
3,170	1/8	6,000	62,000	20,000	36,000
3,200		6,000	62,000	20,000	36,000
3,250		6,000	62,000	20,000	36,000
3,300		6,000	62,000	20,000	36,000
3,400		6,000	62,000	20,000	36,000
3,500		6,000	62,000	20,000	36,000
3,570	9/64	6,000	62,000	20,000	36,000
3,600		6,000	62,000	20,000	36,000
3,700		6,000	62,000	20,000	36,000
3,800		6,000	66,000	24,000	36,000
3,900		6,000	66,000	24,000	36,000
3,970	5/32	6,000	66,000	24,000	36,000
4,000		6,000	66,000	24,000	36,000
4,100		6,000	66,000	24,000	36,000
4,200		6,000	66,000	24,000	36,000
4,300		6,000	66,000	24,000	36,000
4,370	11/64	6,000	66,000	24,000	36,000
4,400		6,000	66,000	24,000	36,000
4,500		6,000	66,000	24,000	36,000
4,600		6,000	66,000	24,000	36,000
4,650		6,000	66,000	24,000	36,000
4,700		6,000	66,000	24,000	36,000
4,760	3/16	6,000	66,000	28,000	36,000
4,800		6,000	66,000	28,000	36,000
4,900		6,000	66,000	28,000	36,000
5,000		6,000	66,000	28,000	36,000
5,100		6,000	66,000	28,000	36,000
5,160	13/64	6,000	66,000	28,000	36,000
5,200		6,000	66,000	28,000	36,000
5,300		6,000	66,000	28,000	36,000
5,400		6,000	66,000	28,000	36,000
5,500		6,000	66,000	28,000	36,000
5,550		6,000	66,000	28,000	36,000
5,560	7/32	6,000	66,000	28,000	36,000
5,600		6,000	66,000	28,000	36,000
5,700		6,000	66,000	28,000	36,000
5,800		6,000	66,000	28,000	36,000
5,900		6,000	66,000	28,000	36,000
5,950	15/64	6,000	66,000	28,000	36,000
6,000		6,000	66,000	28,000	36,000
6,100		8,000	79,000	34,000	36,000
6,200		8,000	79,000	34,000	36,000
6,300		8,000	79,000	34,000	36,000
6,350	1/4	8,000	79,000	34,000	36,000
6,400		8,000	79,000	34,000	36,000
6,500		8,000	79,000	34,000	36,000

d1 mm	inch	d2 mm	l1 mm	l2 mm	l3 mm
6,600		8,000	79,000	34,000	36,000
6,700		8,000	79,000	34,000	36,000
6,750	17/64	8,000	79,000	34,000	36,000
6,800		8,000	79,000	34,000	36,000
6,900		8,000	79,000	34,000	36,000
7,000		8,000	79,000	34,000	36,000
7,100		8,000	79,000	41,000	36,000
7,140	9/32	8,000	79,000	41,000	36,000
7,200		8,000	79,000	41,000	36,000
7,300		8,000	79,000	41,000	36,000
7,400		8,000	79,000	41,000	36,000
7,500		8,000	79,000	41,000	36,000
7,540	19/64	8,000	79,000	41,000	36,000
7,600		8,000	79,000	41,000	36,000
7,700		8,000	79,000	41,000	36,000
7,800		8,000	79,000	41,000	36,000
7,900		8,000	79,000	41,000	36,000
7,940	5/16	8,000	79,000	41,000	36,000
8,000		8,000	79,000	41,000	36,000
8,100		10,000	89,000	47,000	40,000
8,200		10,000	89,000	47,000	40,000
8,300		10,000	89,000	47,000	40,000
8,330	21/64	10,000	89,000	47,000	40,000
8,400		10,000	89,000	47,000	40,000
8,500		10,000	89,000	47,000	40,000
8,600		10,000	89,000	47,000	40,000
8,700		10,000	89,000	47,000	40,000
8,730	11/32	10,000	89,000	47,000	40,000
8,800		10,000	89,000	47,000	40,000
8,900		10,000	89,000	47,000	40,000
9,000		10,000	89,000	47,000	40,000
9,100		10,000	89,000	47,000	40,000
9,130	23/64	10,000	89,000	47,000	40,000
9,200		10,000	89,000	47,000	40,000
9,250		10,000	89,000	47,000	40,000
9,300		10,000	89,000	47,000	40,000
9,400		10,000	89,000	47,000	40,000
9,500		10,000	89,000	47,000	40,000
9,520	3/8	10,000	89,000	47,000	40,000
9,600		10,000	89,000	47,000	40,000
9,700		10,000	89,000	47,000	40,000
9,800		10,000	89,000	47,000	40,000
9,900		10,000	89,000	47,000	40,000
9,920	25/64	10,000	89,000	47,000	40,000
10,000		10,000	89,000	47,000	40,000
10,100		12,000	102,000	55,000	45,000
10,200		12,000	102,000	55,000	45,000
10,300		12,000	102,000	55,000	45,000

d1 mm	inch	d2 mm	l1 mm	l2 mm	l3 mm	d1 mm	inch	d2 mm	l1 mm	l2 mm	l3 mm
10,320	13/32	12,000	102,000	55,000	45,000	14,290	9/16	16,000	115,000	65,000	48,000
10,400		12,000	102,000	55,000	45,000	14,300		16,000	115,000	65,000	48,000
10,500		12,000	102,000	55,000	45,000	14,500		16,000	115,000	65,000	48,000
10,600		12,000	102,000	55,000	45,000	14,700		16,000	115,000	65,000	48,000
10,700		12,000	102,000	55,000	45,000	15,000		16,000	115,000	65,000	48,000
10,800		12,000	102,000	55,000	45,000	15,200		16,000	115,000	65,000	48,000
10,900		12,000	102,000	55,000	45,000	15,300		16,000	115,000	65,000	48,000
11,000		12,000	102,000	55,000	45,000	15,500		16,000	115,000	65,000	48,000
11,100		12,000	102,000	55,000	45,000	15,700		16,000	115,000	65,000	48,000
11,110	7/16	12,000	102,000	55,000	45,000	16,000		16,000	115,000	65,000	48,000
11,200		12,000	102,000	55,000	45,000	16,300		18,000	123,000	73,000	48,000
11,300		12,000	102,000	55,000	45,000	16,500		18,000	123,000	73,000	48,000
11,400		12,000	102,000	55,000	45,000	16,900		18,000	123,000	73,000	48,000
11,500		12,000	102,000	55,000	45,000	17,000		18,000	123,000	73,000	48,000
11,600		12,000	102,000	55,000	45,000	17,300		18,000	123,000	73,000	48,000
11,700		12,000	102,000	55,000	45,000	17,500		18,000	123,000	73,000	48,000
11,800		12,000	102,000	55,000	45,000	18,000		18,000	123,000	73,000	48,000
11,900		12,000	102,000	55,000	45,000	18,500		20,000	131,000	79,000	50,000
11,910	15/32	12,000	102,000	55,000	45,000	18,900		20,000	131,000	79,000	50,000
12,000		12,000	102,000	55,000	45,000	19,000		20,000	131,000	79,000	50,000
12,200		14,000	107,000	60,000	45,000	19,300		20,000	131,000	79,000	50,000
12,500		14,000	107,000	60,000	45,000	19,500		20,000	131,000	79,000	50,000
12,700	1/2	14,000	107,000	60,000	45,000	20,000		20,000	131,000	79,000	50,000
12,800		14,000	107,000	60,000	45,000						
13,000		14,000	107,000	60,000	45,000						
13,300		14,000	107,000	60,000	45,000						
13,500		14,000	107,000	60,000	45,000						
13,700		14,000	107,000	60,000	45,000						
14,000		14,000	107,000	60,000	45,000						
14,200		16,000	115,000	65,000	48,000						

SuperV-Bohrer

SuperV-Bohrer mit Innenkühlung

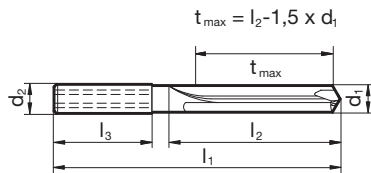


Katalog-Nr. 71995



P	M	K	N	S	H	Arbeitsrichtwerte Seite 26
		●	○			

- Ausspitzung $\geq \varnothing 3,000$
- Kegelmantelschliff
- enge Durchmessertoleranzen
- sehr gute Bohrungsflächen
- Kühlmitteldruck beachten (s. Diagramm „Kühlmittlempfehlungen“)



d1		d2	l1	l2	l3	d1		d2	l1	l2	l3
mm	inch	mm	mm	mm	mm	mm	inch	mm	mm	mm	mm
3,000		6,000	66,000	24,000	36,000	7,200		8,000	91,000	53,000	36,000
3,100		6,000	66,000	24,000	36,000	7,300		8,000	91,000	53,000	36,000
3,200		6,000	66,000	24,000	36,000	7,400		8,000	91,000	53,000	36,000
3,300		6,000	66,000	24,000	36,000	7,500		8,000	91,000	53,000	36,000
3,400		6,000	66,000	24,000	36,000	7,540	19/64	8,000	91,000	53,000	36,000
3,500		6,000	66,000	24,000	36,000	7,600		8,000	91,000	53,000	36,000
3,600		6,000	66,000	24,000	36,000	7,700		8,000	91,000	53,000	36,000
3,700		6,000	66,000	24,000	36,000	7,800		8,000	91,000	53,000	36,000
3,800		6,000	74,000	30,000	36,000	7,900		8,000	91,000	53,000	36,000
3,900		6,000	74,000	30,000	36,000	7,940	5/16	8,000	91,000	53,000	36,000
4,000		6,000	74,000	30,000	36,000	8,000		8,000	91,000	53,000	36,000
4,100		6,000	74,000	30,000	36,000	8,100		10,000	103,000	61,000	40,000
4,200		6,000	74,000	30,000	36,000	8,200		10,000	103,000	61,000	40,000
4,300		6,000	74,000	30,000	36,000	8,300		10,000	103,000	61,000	40,000
4,400		6,000	74,000	30,000	36,000	8,330	21/64	10,000	103,000	61,000	40,000
4,500		6,000	74,000	30,000	36,000	8,400		10,000	103,000	61,000	40,000
4,600		6,000	74,000	30,000	36,000	8,400		10,000	103,000	61,000	40,000
4,700		6,000	74,000	30,000	36,000	8,500		10,000	103,000	61,000	40,000
4,800		6,000	74,000	36,000	36,000	8,600		10,000	103,000	61,000	40,000
4,900		6,000	74,000	36,000	36,000	8,700		10,000	103,000	61,000	40,000
5,000		6,000	74,000	36,000	36,000	8,730	11/32	10,000	103,000	61,000	40,000
5,100		6,000	74,000	36,000	36,000	8,800		10,000	103,000	61,000	40,000
5,160	13/64	6,000	74,000	36,000	36,000	8,900		10,000	103,000	61,000	40,000
5,200		6,000	74,000	36,000	36,000	9,000		10,000	103,000	61,000	40,000
5,300		6,000	74,000	36,000	36,000	9,100		10,000	103,000	61,000	40,000
5,400		6,000	74,000	36,000	36,000	9,130	23/64	10,000	103,000	61,000	40,000
5,500		6,000	74,000	36,000	36,000	9,200		10,000	103,000	61,000	40,000
5,560	7/32	6,000	74,000	36,000	36,000	9,300		10,000	103,000	61,000	40,000
5,600		6,000	74,000	36,000	36,000	9,400		10,000	103,000	61,000	40,000
5,700		6,000	74,000	36,000	36,000	9,500		10,000	103,000	61,000	40,000
5,800		6,000	74,000	36,000	36,000	9,520	3/8	10,000	103,000	61,000	40,000
5,900		6,000	74,000	36,000	36,000	9,600		10,000	103,000	61,000	40,000
5,950	15/64	6,000	74,000	36,000	36,000	9,700		10,000	103,000	61,000	40,000
6,000		6,000	74,000	36,000	36,000	9,800		10,000	103,000	61,000	40,000
6,100		8,000	91,000	53,000	36,000	9,900		10,000	103,000	61,000	40,000
6,200		8,000	91,000	53,000	36,000	9,920	25/64	10,000	103,000	61,000	40,000
6,300		8,000	91,000	53,000	36,000	10,000		10,000	103,000	61,000	40,000
6,350	1/4	8,000	91,000	53,000	36,000	10,200		12,000	118,000	71,000	45,000
6,400		8,000	91,000	53,000	36,000	10,500		12,000	118,000	71,000	45,000
6,500		8,000	91,000	53,000	36,000	10,720	27/64	12,000	118,000	71,000	45,000
6,600		8,000	91,000	53,000	36,000	11,000		12,000	118,000	71,000	45,000
6,700		8,000	91,000	53,000	36,000	11,110	7/16	12,000	118,000	71,000	45,000
6,750	17/64	8,000	91,000	53,000	36,000	11,200		12,000	118,000	71,000	45,000
6,800		8,000	91,000	53,000	36,000	11,500		12,000	118,000	71,000	45,000
6,900		8,000	91,000	53,000	36,000	11,510	29/64	12,000	118,000	71,000	45,000
7,000		8,000	91,000	53,000	36,000	11,910	15/32	12,000	118,000	71,000	45,000
7,100		8,000	91,000	53,000	36,000	12,000		12,000	118,000	71,000	45,000
7,140	9/32	8,000	91,000	53,000	36,000	12,300	31/64	14,000	124,000	74,000	45,000
						12,500		14,000	124,000	74,000	45,000

d1 mm	inch	d2 mm	l1 mm	l2 mm	l3 mm
12,700	1/2	14,000	124,000	74,000	45,000
13,000		14,000	124,000	74,000	45,000
13,500		14,000	124,000	74,000	45,000
14,000		14,000	124,000	74,000	45,000
14,500		16,000	133,000	83,000	48,000
15,000		16,000	133,000	83,000	48,000
15,500		16,000	133,000	83,000	48,000
16,000		16,000	133,000	83,000	48,000
16,500		18,000	143,000	93,000	48,000
17,000		18,000	143,000	93,000	48,000
17,500		18,000	143,000	93,000	48,000
18,000		18,000	143,000	93,000	48,000

d1 mm	inch	d2 mm	l1 mm	l2 mm	l3 mm
18,500		20,000	153,000	101,000	50,000
19,000		20,000	153,000	101,000	50,000
19,500		20,000	153,000	101,000	50,000
20,000		20,000	153,000	101,000	50,000
21,500		25,000	168,000	110,000	56,000

SuperV-Bohrer

SuperV-Bohrer mit Innenkühlung



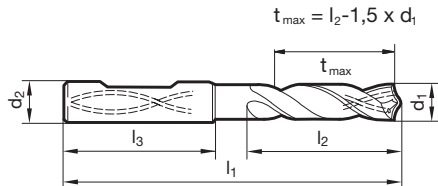
Katalog-Nr. 61880



P	M	K	N	S	H
○	●	○	○	●	●

Arbeitsrichtwerte
Seite 28

- Ausspitzung $\geq \varnothing 4,000$
- Kegelmantelschliff
- Hauptschneidenform konkav
- optimierte Schneidengeometrie
- scharfes Schnittverhalten



d1 mm	inch	d2 mm	l1 mm	l2 mm	l3 mm
4,000		6,000	74,000	36,000	36,000
4,100		6,000	74,000	36,000	36,000
4,200		6,000	74,000	36,000	36,000
4,300		6,000	74,000	36,000	36,000
4,500		6,000	74,000	36,000	36,000
4,800		6,000	82,000	44,000	36,000
4,900		6,000	82,000	44,000	36,000
5,000		6,000	82,000	44,000	36,000
5,100		6,000	82,000	44,000	36,000
5,200		6,000	82,000	44,000	36,000
5,400		6,000	82,000	44,000	36,000
5,500		6,000	82,000	44,000	36,000
5,700		6,000	82,000	44,000	36,000
5,800		6,000	82,000	44,000	36,000
5,900		6,000	82,000	44,000	36,000
6,000		6,000	82,000	44,000	36,000
6,100		8,000	91,000	53,000	36,000
6,200		8,000	91,000	53,000	36,000
6,500		8,000	91,000	53,000	36,000
6,600		8,000	91,000	53,000	36,000
6,750	17/64	8,000	91,000	53,000	36,000
6,800		8,000	91,000	53,000	36,000
6,900		8,000	91,000	53,000	36,000
7,000		8,000	91,000	53,000	36,000
7,140	9/32	8,000	91,000	53,000	36,000
7,200		8,000	91,000	53,000	36,000
7,500		8,000	91,000	53,000	36,000
7,600		8,000	91,000	53,000	36,000
7,700		8,000	91,000	53,000	36,000
7,800		8,000	91,000	53,000	36,000
7,900		8,000	91,000	53,000	36,000
8,000		8,000	91,000	53,000	36,000
8,100		10,000	103,000	61,000	40,000
8,200		10,000	103,000	61,000	40,000
8,300		10,000	103,000	61,000	40,000
8,500		10,000	103,000	61,000	40,000
8,600		10,000	103,000	61,000	40,000
8,700		10,000	103,000	61,000	40,000
8,800		10,000	103,000	61,000	40,000
9,000		10,000	103,000	61,000	40,000
9,100		10,000	103,000	61,000	40,000
9,300		10,000	103,000	61,000	40,000
9,500		10,000	103,000	61,000	40,000
9,700		10,000	103,000	61,000	40,000
10,000		10,000	103,000	61,000	40,000
10,200		12,000	118,000	71,000	45,000
10,500		12,000	118,000	71,000	45,000
10,800		12,000	118,000	71,000	45,000

d1 mm	inch	d2 mm	l1 mm	l2 mm	l3 mm
11,000		12,000	118,000	71,000	45,000
11,400		12,000	118,000	71,000	45,000
11,500		12,000	118,000	71,000	45,000
11,600		12,000	118,000	71,000	45,000
11,700		12,000	118,000	71,000	45,000
11,800		12,000	118,000	71,000	45,000
12,000		12,000	118,000	71,000	45,000
12,100		14,000	124,000	77,000	45,000
12,200		14,000	124,000	77,000	45,000
12,500		14,000	124,000	77,000	45,000
12,800		14,000	124,000	77,000	45,000
12,900		14,000	124,000	77,000	45,000
13,000		14,000	124,000	77,000	45,000
13,200		14,000	124,000	77,000	45,000
13,500		14,000	124,000	77,000	45,000
13,800		14,000	124,000	77,000	45,000
14,000		14,000	124,000	77,000	45,000
14,100		16,000	133,000	83,000	48,000
14,200		16,000	133,000	83,000	48,000
14,500		16,000	133,000	83,000	48,000
15,000		16,000	133,000	83,000	48,000
15,500		16,000	133,000	83,000	48,000
15,800		16,000	133,000	83,000	48,000
16,000		16,000	133,000	83,000	48,000
16,500		18,000	143,000	93,000	48,000
17,000		18,000	143,000	93,000	48,000
17,500		18,000	143,000	93,000	48,000
18,000		18,000	143,000	93,000	48,000
18,500		20,000	153,000	101,000	50,000
19,000		20,000	153,000	101,000	50,000
20,000		20,000	153,000	101,000	50,000
21,000		25,000	165,000	105,000	56,000
22,000		25,000	165,000	105,000	56,000
23,500		25,000	180,000	117,000	56,000
24,000		25,000	180,000	117,000	56,000
24,500		25,000	180,000	117,000	56,000
25,000	63/64	25,000	180,000	117,000	56,000

SuperV-Bohrer

SuperV-Bohrer mit Innenkühlung



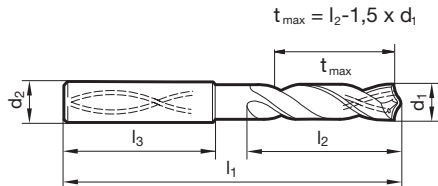
Katalog-Nr. 51781



P	M	K	N	S	H
●	○	●	○	○	○

Arbeitsrichtwerte
Seite 28

- Ausspitzung $\geq \varnothing 3,000$
- Flächenanschliff
- Hauptschneidenform gerade
- optimierte Schneidengeometrie



d1		d2	l1	l2	l3	d1		d2	l1	l2	l3
mm	inch	mm	mm	mm	mm	mm	inch	mm	mm	mm	mm
3,000		6,000	66,000	28,000	36,000	6,900		8,000	91,000	53,000	36,000
3,100		6,000	66,000	28,000	36,000	7,000		8,000	91,000	53,000	36,000
3,200		6,000	66,000	28,000	36,000	7,100		8,000	91,000	53,000	36,000
3,300		6,000	66,000	28,000	36,000	7,140	9/32	8,000	91,000	53,000	36,000
3,400		6,000	66,000	28,000	36,000	7,200		8,000	91,000	53,000	36,000
3,500		6,000	66,000	28,000	36,000	7,300		8,000	91,000	53,000	36,000
3,600		6,000	66,000	28,000	36,000	7,400		8,000	91,000	53,000	36,000
3,700		6,000	66,000	28,000	36,000	7,500		8,000	91,000	53,000	36,000
3,800		6,000	74,000	36,000	36,000	7,540	19/64	8,000	91,000	53,000	36,000
3,900		6,000	74,000	36,000	36,000	7,600		8,000	91,000	53,000	36,000
4,000		6,000	74,000	36,000	36,000	7,700		8,000	91,000	53,000	36,000
4,100		6,000	74,000	36,000	36,000	7,800		8,000	91,000	53,000	36,000
4,200		6,000	74,000	36,000	36,000	7,900		8,000	91,000	53,000	36,000
4,300		6,000	74,000	36,000	36,000	7,940	5/16	8,000	91,000	53,000	36,000
4,370	11/64	6,000	74,000	36,000	36,000	8,000		8,000	91,000	53,000	36,000
4,400		6,000	74,000	36,000	36,000	8,100		10,000	103,000	61,000	40,000
4,500		6,000	74,000	36,000	36,000	8,200		10,000	103,000	61,000	40,000
4,600		6,000	74,000	36,000	36,000	8,300		10,000	103,000	61,000	40,000
4,650		6,000	74,000	36,000	36,000	8,330	21/64	10,000	103,000	61,000	40,000
4,700		6,000	74,000	36,000	36,000	8,400		10,000	103,000	61,000	40,000
4,760	3/16	6,000	82,000	44,000	36,000	8,500		10,000	103,000	61,000	40,000
4,800		6,000	82,000	44,000	36,000	8,600		10,000	103,000	61,000	40,000
4,900		6,000	82,000	44,000	36,000	8,700		10,000	103,000	61,000	40,000
5,000		6,000	82,000	44,000	36,000	8,730	11/32	10,000	103,000	61,000	40,000
5,100		6,000	82,000	44,000	36,000	8,800		10,000	103,000	61,000	40,000
5,160	13/64	6,000	82,000	44,000	36,000	8,900		10,000	103,000	61,000	40,000
5,200		6,000	82,000	44,000	36,000	9,000		10,000	103,000	61,000	40,000
5,300		6,000	82,000	44,000	36,000	9,100		10,000	103,000	61,000	40,000
5,400		6,000	82,000	44,000	36,000	9,130	23/64	10,000	103,000	61,000	40,000
5,500		6,000	82,000	44,000	36,000	9,200		10,000	103,000	61,000	40,000
5,550		6,000	82,000	44,000	36,000	9,250		10,000	103,000	61,000	40,000
5,560	7/32	6,000	82,000	44,000	36,000	9,300		10,000	103,000	61,000	40,000
5,600		6,000	82,000	44,000	36,000	9,400		10,000	103,000	61,000	40,000
5,700		6,000	82,000	44,000	36,000	9,500		10,000	103,000	61,000	40,000
5,800		6,000	82,000	44,000	36,000	9,520	3/8	10,000	103,000	61,000	40,000
5,900		6,000	82,000	44,000	36,000	9,600		10,000	103,000	61,000	40,000
5,950	15/64	6,000	82,000	44,000	36,000	9,700		10,000	103,000	61,000	40,000
6,000		6,000	82,000	44,000	36,000	9,800		10,000	103,000	61,000	40,000
6,100		8,000	91,000	53,000	36,000	9,900		10,000	103,000	61,000	40,000
6,200		8,000	91,000	53,000	36,000	9,920	25/64	10,000	103,000	61,000	40,000
6,300		8,000	91,000	53,000	36,000	10,000		10,000	103,000	61,000	40,000
6,350	1/4	8,000	91,000	53,000	36,000	10,100		12,000	118,000	71,000	45,000
6,400		8,000	91,000	53,000	36,000	10,200		12,000	118,000	71,000	45,000
6,500		8,000	91,000	53,000	36,000	10,300		12,000	118,000	71,000	45,000
6,600		8,000	91,000	53,000	36,000	10,320	13/32	12,000	118,000	71,000	45,000
6,700		8,000	91,000	53,000	36,000	10,400		12,000	118,000	71,000	45,000
6,750	17/64	8,000	91,000	53,000	36,000	10,500		12,000	118,000	71,000	45,000
6,800		8,000	91,000	53,000	36,000	10,600		12,000	118,000	71,000	45,000

d1 mm	inch	d2 mm	l1 mm	l2 mm	l3 mm	d1 mm	inch	d2 mm	l1 mm	l2 mm	l3 mm
10,700		12,000	118,000	71,000	45,000	14,000		14,000	124,000	77,000	45,000
10,720	27/64	12,000	118,000	71,000	45,000	14,100		16,000	133,000	83,000	48,000
10,800		12,000	118,000	71,000	45,000	14,200		16,000	133,000	83,000	48,000
10,900		12,000	118,000	71,000	45,000	14,290	9/16	16,000	133,000	83,000	48,000
11,000		12,000	118,000	71,000	45,000	14,500		16,000	133,000	83,000	48,000
11,100		12,000	118,000	71,000	45,000	14,700		16,000	133,000	83,000	48,000
11,110	7/16	12,000	118,000	71,000	45,000	15,000		16,000	133,000	83,000	48,000
11,200		12,000	118,000	71,000	45,000	15,200		16,000	133,000	83,000	48,000
11,300		12,000	118,000	71,000	45,000	15,500		16,000	133,000	83,000	48,000
11,400		12,000	118,000	71,000	45,000	15,600		16,000	133,000	83,000	48,000
11,500		12,000	118,000	71,000	45,000	15,700		16,000	133,000	83,000	48,000
11,600		12,000	118,000	71,000	45,000	15,800		16,000	133,000	83,000	48,000
11,700		12,000	118,000	71,000	45,000	16,000		16,000	133,000	83,000	48,000
11,800		12,000	118,000	71,000	45,000	16,500		18,000	143,000	93,000	48,000
11,900		12,000	118,000	71,000	45,000	16,700		18,000	143,000	93,000	48,000
11,910	15/32	12,000	118,000	71,000	45,000	17,000		18,000	143,000	93,000	48,000
12,000		12,000	118,000	71,000	45,000	17,500		18,000	143,000	93,000	48,000
12,100		14,000	124,000	77,000	45,000	17,700		18,000	143,000	93,000	48,000
12,200		14,000	124,000	77,000	45,000	18,000		18,000	143,000	93,000	48,000
12,300	31/64	14,000	124,000	77,000	45,000	18,500		20,000	153,000	101,000	50,000
12,400		14,000	124,000	77,000	45,000	18,700		20,000	153,000	101,000	50,000
12,500		14,000	124,000	77,000	45,000	19,000		20,000	153,000	101,000	50,000
12,700	1/2	14,000	124,000	77,000	45,000	19,500		20,000	153,000	101,000	50,000
13,000		14,000	124,000	77,000	45,000	19,700		20,000	153,000	101,000	50,000
13,200		14,000	124,000	77,000	45,000	20,000		20,000	153,000	101,000	50,000
13,500		14,000	124,000	77,000	45,000						
13,600		14,000	124,000	77,000	45,000						
13,700		14,000	124,000	77,000	45,000						
13,800		14,000	124,000	77,000	45,000						
13,900		14,000	124,000	77,000	45,000						

SuperV-Bohrer

SuperV-Bohrer mit Innenkühlung



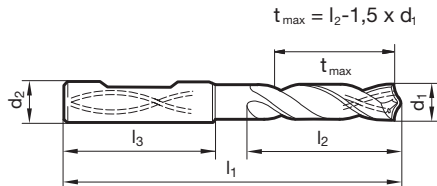
Katalog-Nr. 51881



P	M	K	N	S	H
●	○	●	○	○	○

Arbeitsrichtwerte
Seite 28

- Ausspitzung $\geq \varnothing 3,000$
- Flächenanschliff
- Hauptschneidenform gerade
- optimierte Schneidengeometrie



d1		d2	l1	l2	l3	d1		d2	l1	l2	l3
mm	inch	mm	mm	mm	mm	mm	inch	mm	mm	mm	mm
3,000		6,000	66,000	28,000	36,000	7,100		8,000	91,000	53,000	36,000
3,100		6,000	66,000	28,000	36,000	7,140	9/32	8,000	91,000	53,000	36,000
3,200		6,000	66,000	28,000	36,000	7,200		8,000	91,000	53,000	36,000
3,300		6,000	66,000	28,000	36,000	7,300		8,000	91,000	53,000	36,000
3,400		6,000	66,000	28,000	36,000	7,400		8,000	91,000	53,000	36,000
3,500		6,000	66,000	28,000	36,000	7,500		8,000	91,000	53,000	36,000
3,600		6,000	66,000	28,000	36,000	7,540	19/64	8,000	91,000	53,000	36,000
3,700		6,000	66,000	28,000	36,000	7,600		8,000	91,000	53,000	36,000
3,800		6,000	74,000	36,000	36,000	7,700		8,000	91,000	53,000	36,000
3,900		6,000	74,000	36,000	36,000	7,800		8,000	91,000	53,000	36,000
4,000		6,000	74,000	36,000	36,000	7,900		8,000	91,000	53,000	36,000
4,100		6,000	74,000	36,000	36,000	7,940	5/16	8,000	91,000	53,000	36,000
4,200		6,000	74,000	36,000	36,000	8,000		8,000	91,000	53,000	36,000
4,300		6,000	74,000	36,000	36,000	8,100		10,000	103,000	61,000	40,000
4,370	11/64	6,000	74,000	36,000	36,000	8,200		10,000	103,000	61,000	40,000
4,400		6,000	74,000	36,000	36,000	8,300		10,000	103,000	61,000	40,000
4,500		6,000	74,000	36,000	36,000	8,330	21/64	10,000	103,000	61,000	40,000
4,600		6,000	74,000	36,000	36,000	8,400		10,000	103,000	61,000	40,000
4,700		6,000	74,000	36,000	36,000	8,500		10,000	103,000	61,000	40,000
4,760	3/16	6,000	82,000	44,000	36,000	8,600		10,000	103,000	61,000	40,000
4,800		6,000	82,000	44,000	36,000	8,700		10,000	103,000	61,000	40,000
4,900		6,000	82,000	44,000	36,000	8,730	11/32	10,000	103,000	61,000	40,000
5,000		6,000	82,000	44,000	36,000	8,800		10,000	103,000	61,000	40,000
5,100		6,000	82,000	44,000	36,000	8,900		10,000	103,000	61,000	40,000
5,160	13/64	6,000	82,000	44,000	36,000	9,000		10,000	103,000	61,000	40,000
5,200		6,000	82,000	44,000	36,000	9,100		10,000	103,000	61,000	40,000
5,300		6,000	82,000	44,000	36,000	9,130	23/64	10,000	103,000	61,000	40,000
5,400		6,000	82,000	44,000	36,000	9,200		10,000	103,000	61,000	40,000
5,500		6,000	82,000	44,000	36,000	9,300		10,000	103,000	61,000	40,000
5,560	7/32	6,000	82,000	44,000	36,000	9,400		10,000	103,000	61,000	40,000
5,600		6,000	82,000	44,000	36,000	9,500		10,000	103,000	61,000	40,000
5,700		6,000	82,000	44,000	36,000	9,520	3/8	10,000	103,000	61,000	40,000
5,800		6,000	82,000	44,000	36,000	9,600		10,000	103,000	61,000	40,000
5,900		6,000	82,000	44,000	36,000	9,700		10,000	103,000	61,000	40,000
5,950	15/64	6,000	82,000	44,000	36,000	9,800		10,000	103,000	61,000	40,000
6,000		6,000	82,000	44,000	36,000	9,900		10,000	103,000	61,000	40,000
6,100		8,000	91,000	53,000	36,000	9,920	25/64	10,000	103,000	61,000	40,000
6,200		8,000	91,000	53,000	36,000	10,000		10,000	103,000	61,000	40,000
6,300		8,000	91,000	53,000	36,000	10,100		12,000	118,000	71,000	45,000
6,350	1/4	8,000	91,000	53,000	36,000	10,200		12,000	118,000	71,000	45,000
6,400		8,000	91,000	53,000	36,000	10,300		12,000	118,000	71,000	45,000
6,500		8,000	91,000	53,000	36,000	10,320	13/32	12,000	118,000	71,000	45,000
6,600		8,000	91,000	53,000	36,000	10,400		12,000	118,000	71,000	45,000
6,700		8,000	91,000	53,000	36,000	10,500		12,000	118,000	71,000	45,000
6,750	17/64	8,000	91,000	53,000	36,000	10,600		12,000	118,000	71,000	45,000
6,800		8,000	91,000	53,000	36,000	10,700		12,000	118,000	71,000	45,000
6,900		8,000	91,000	53,000	36,000	10,800		12,000	118,000	71,000	45,000
7,000		8,000	91,000	53,000	36,000	10,900		12,000	118,000	71,000	45,000

d1 mm	inch	d2 mm	l1 mm	l2 mm	l3 mm	d1 mm	inch	d2 mm	l1 mm	l2 mm	l3 mm
11,000		12,000	118,000	71,000	45,000	14,000		14,000	124,000	77,000	45,000
11,100		12,000	118,000	71,000	45,000	14,100		16,000	133,000	83,000	48,000
11,110	7/16	12,000	118,000	71,000	45,000	14,200		16,000	133,000	83,000	48,000
11,200		12,000	118,000	71,000	45,000	14,290	9/16	16,000	133,000	83,000	48,000
11,300		12,000	118,000	71,000	45,000	14,500		16,000	133,000	83,000	48,000
11,400		12,000	118,000	71,000	45,000	14,700		16,000	133,000	83,000	48,000
11,500		12,000	118,000	71,000	45,000	15,000		16,000	133,000	83,000	48,000
11,600		12,000	118,000	71,000	45,000	15,200		16,000	133,000	83,000	48,000
11,700		12,000	118,000	71,000	45,000	15,500		16,000	133,000	83,000	48,000
11,800		12,000	118,000	71,000	45,000	15,700		16,000	133,000	83,000	48,000
11,900		12,000	118,000	71,000	45,000	15,800		16,000	133,000	83,000	48,000
11,910	15/32	12,000	118,000	71,000	45,000	16,000		16,000	133,000	83,000	48,000
12,000		12,000	118,000	71,000	45,000	16,500		18,000	143,000	93,000	48,000
12,100		14,000	124,000	77,000	45,000	17,000		18,000	143,000	93,000	48,000
12,200		14,000	124,000	77,000	45,000	17,300		18,000	143,000	93,000	48,000
12,300	31/64	14,000	124,000	77,000	45,000	17,500		18,000	143,000	93,000	48,000
12,400		14,000	124,000	77,000	45,000	18,000		18,000	143,000	93,000	48,000
12,500		14,000	124,000	77,000	45,000	18,200		20,000	153,000	101,000	50,000
12,700	1/2	14,000	124,000	77,000	45,000	18,500		20,000	153,000	101,000	50,000
13,000		14,000	124,000	77,000	45,000	18,600		20,000	153,000	101,000	50,000
13,500		14,000	124,000	77,000	45,000	19,000		20,000	153,000	101,000	50,000
13,700		14,000	124,000	77,000	45,000	19,500		20,000	153,000	101,000	50,000
13,800		14,000	124,000	77,000	45,000	20,000		20,000	153,000	101,000	50,000
13,900		14,000	124,000	77,000	45,000						

SuperV-Bohrer

SuperV-Bohrer mit Innenkühlung

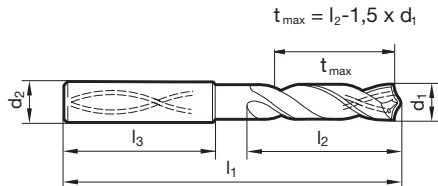


Katalog-Nr. 51772



P	M	K	N	S	H	Arbeitsrichtwerte Seite 28
	●			○		

- Ausspitzung $\geq \varnothing 3,000$
- Flächenanschliff
- Hauptschneidenform gerade
- optimierte Schneidengeometrie
- besonders geeignet für rostfreie Stähle



d1		d2	l1	l2	l3	d1		d2	l1	l2	l3
mm	inch	mm	mm	mm	mm	mm	inch	mm	mm	mm	mm
3,000		6,000	66,000	28,000	36,000	6,600		8,000	91,000	53,000	36,000
3,100		6,000	66,000	28,000	36,000	6,700		8,000	91,000	53,000	36,000
3,170	1/8	6,000	66,000	28,000	36,000	6,750	17/64	8,000	91,000	53,000	36,000
3,200		6,000	66,000	28,000	36,000	6,800		8,000	91,000	53,000	36,000
3,250		6,000	66,000	28,000	36,000	6,900		8,000	91,000	53,000	36,000
3,300		6,000	66,000	28,000	36,000	7,000		8,000	91,000	53,000	36,000
3,400		6,000	66,000	28,000	36,000	7,100		8,000	91,000	53,000	36,000
3,500		6,000	66,000	28,000	36,000	7,140	9/32	8,000	91,000	53,000	36,000
3,570	9/64	6,000	66,000	28,000	36,000	7,200		8,000	91,000	53,000	36,000
3,600		6,000	66,000	28,000	36,000	7,300		8,000	91,000	53,000	36,000
3,700		6,000	66,000	28,000	36,000	7,400		8,000	91,000	53,000	36,000
3,800		6,000	74,000	36,000	36,000	7,500		8,000	91,000	53,000	36,000
3,900		6,000	74,000	36,000	36,000	7,540	19/64	8,000	91,000	53,000	36,000
3,970	5/32	6,000	74,000	36,000	36,000	7,600		8,000	91,000	53,000	36,000
4,000		6,000	74,000	36,000	36,000	7,700		8,000	91,000	53,000	36,000
4,100		6,000	74,000	36,000	36,000	7,800		8,000	91,000	53,000	36,000
4,200		6,000	74,000	36,000	36,000	7,900		8,000	91,000	53,000	36,000
4,300		6,000	74,000	36,000	36,000	7,940	5/16	8,000	91,000	53,000	36,000
4,370	11/64	6,000	74,000	36,000	36,000	8,000		8,000	91,000	53,000	36,000
4,400		6,000	74,000	36,000	36,000	8,100		10,000	103,000	61,000	40,000
4,500		6,000	74,000	36,000	36,000	8,200		10,000	103,000	61,000	40,000
4,600		6,000	74,000	36,000	36,000	8,300		10,000	103,000	61,000	40,000
4,650		6,000	74,000	36,000	36,000	8,330	21/64	10,000	103,000	61,000	40,000
4,700		6,000	74,000	36,000	36,000	8,400		10,000	103,000	61,000	40,000
4,760	3/16	6,000	82,000	44,000	36,000	8,500		10,000	103,000	61,000	40,000
4,800		6,000	82,000	44,000	36,000	8,600		10,000	103,000	61,000	40,000
4,900		6,000	82,000	44,000	36,000	8,700		10,000	103,000	61,000	40,000
5,000		6,000	82,000	44,000	36,000	8,730	11/32	10,000	103,000	61,000	40,000
5,100		6,000	82,000	44,000	36,000	8,800		10,000	103,000	61,000	40,000
5,160	13/64	6,000	82,000	44,000	36,000	8,900		10,000	103,000	61,000	40,000
5,200		6,000	82,000	44,000	36,000	9,000		10,000	103,000	61,000	40,000
5,300		6,000	82,000	44,000	36,000	9,100		10,000	103,000	61,000	40,000
5,400		6,000	82,000	44,000	36,000	9,130	23/64	10,000	103,000	61,000	40,000
5,500		6,000	82,000	44,000	36,000	9,200		10,000	103,000	61,000	40,000
5,550		6,000	82,000	44,000	36,000	9,250		10,000	103,000	61,000	40,000
5,560	7/32	6,000	82,000	44,000	36,000	9,300		10,000	103,000	61,000	40,000
5,600		6,000	82,000	44,000	36,000	9,400		10,000	103,000	61,000	40,000
5,700		6,000	82,000	44,000	36,000	9,500		10,000	103,000	61,000	40,000
5,800		6,000	82,000	44,000	36,000	9,520	3/8	10,000	103,000	61,000	40,000
5,900		6,000	82,000	44,000	36,000	9,600		10,000	103,000	61,000	40,000
5,950	15/64	6,000	82,000	44,000	36,000	9,700		10,000	103,000	61,000	40,000
6,000		6,000	82,000	44,000	36,000	9,800		10,000	103,000	61,000	40,000
6,100		8,000	91,000	53,000	36,000	9,900		10,000	103,000	61,000	40,000
6,200		8,000	91,000	53,000	36,000	9,920	25/64	10,000	103,000	61,000	40,000
6,300		8,000	91,000	53,000	36,000	10,000		10,000	103,000	61,000	40,000
6,350	1/4	8,000	91,000	53,000	36,000	10,100		12,000	118,000	71,000	45,000
6,400		8,000	91,000	53,000	36,000	10,200		12,000	118,000	71,000	45,000
6,500		8,000	91,000	53,000	36,000	10,300		12,000	118,000	71,000	45,000

d1 mm	inch	d2 mm	l1 mm	l2 mm	l3 mm	d1 mm	inch	d2 mm	l1 mm	l2 mm	l3 mm
10,320	13/32	12,000	118,000	71,000	45,000	14,290	9/16	16,000	133,000	83,000	48,000
10,400		12,000	118,000	71,000	45,000	14,300		16,000	133,000	83,000	48,000
10,500		12,000	118,000	71,000	45,000	14,500		16,000	133,000	83,000	48,000
10,600		12,000	118,000	71,000	45,000	14,700		16,000	133,000	83,000	48,000
10,700		12,000	118,000	71,000	45,000	15,000		16,000	133,000	83,000	48,000
10,800		12,000	118,000	71,000	45,000	15,200		16,000	133,000	83,000	48,000
10,900		12,000	118,000	71,000	45,000	15,300		16,000	133,000	83,000	48,000
11,000		12,000	118,000	71,000	45,000	15,500		16,000	133,000	83,000	48,000
11,100		12,000	118,000	71,000	45,000	15,700		16,000	133,000	83,000	48,000
11,110	7/16	12,000	118,000	71,000	45,000	16,000		16,000	133,000	83,000	48,000
11,200		12,000	118,000	71,000	45,000	16,300		18,000	143,000	93,000	48,000
11,300		12,000	118,000	71,000	45,000	16,500		18,000	143,000	93,000	48,000
11,400		12,000	118,000	71,000	45,000	16,900		18,000	143,000	93,000	48,000
11,500		12,000	118,000	71,000	45,000	17,000		18,000	143,000	93,000	48,000
11,600		12,000	118,000	71,000	45,000	17,300		18,000	143,000	93,000	48,000
11,700		12,000	118,000	71,000	45,000	17,500		18,000	143,000	93,000	48,000
11,800		12,000	118,000	71,000	45,000	18,000		18,000	143,000	93,000	48,000
11,900		12,000	118,000	71,000	45,000	18,500		20,000	153,000	101,000	50,000
11,910	15/32	12,000	118,000	71,000	45,000	18,900		20,000	153,000	101,000	50,000
12,000		12,000	118,000	71,000	45,000	19,000		20,000	153,000	101,000	50,000
12,200		14,000	124,000	77,000	45,000	19,050	3/4	20,000	153,000	101,000	50,000
12,500		14,000	124,000	77,000	45,000	19,300		20,000	153,000	101,000	50,000
12,700	1/2	14,000	124,000	77,000	45,000	19,500		20,000	153,000	101,000	50,000
12,800		14,000	124,000	77,000	45,000	20,000		20,000	153,000	101,000	50,000
13,000		14,000	124,000	77,000	45,000						
13,300		14,000	124,000	77,000	45,000						
13,500		14,000	124,000	77,000	45,000						
13,700		14,000	124,000	77,000	45,000						
14,000		14,000	124,000	77,000	45,000						
14,200		16,000	133,000	83,000	48,000						

SuperV-Bohrer

SuperV-Bohrer mit Innenkühlung

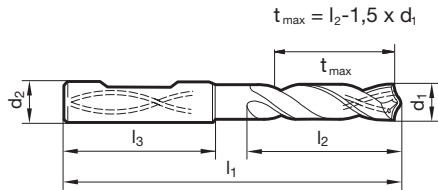


Katalog-Nr. 51773



P	M	K	N	S	H	Arbeitsrichtwerte Seite 28
	●			○		

- Ausspitzung $\geq \varnothing 3,000$
- Flächenanschliff
- Hauptschneidenform gerade
- optimierte Schneidengeometrie
- besonders geeignet für rostfreie Stähle



d1		d2	l1	l2	l3	d1		d2	l1	l2	l3
mm	inch	mm	mm	mm	mm	mm	inch	mm	mm	mm	mm
3,000		6,000	66,000	28,000	36,000	6,600		8,000	91,000	53,000	36,000
3,100		6,000	66,000	28,000	36,000	6,700		8,000	91,000	53,000	36,000
3,170	1/8	6,000	66,000	28,000	36,000	6,750	17/64	8,000	91,000	53,000	36,000
3,200		6,000	66,000	28,000	36,000	6,800		8,000	91,000	53,000	36,000
3,250		6,000	66,000	28,000	36,000	6,900		8,000	91,000	53,000	36,000
3,300		6,000	66,000	28,000	36,000	7,000		8,000	91,000	53,000	36,000
3,400		6,000	66,000	28,000	36,000	7,100		8,000	91,000	53,000	36,000
3,500		6,000	66,000	28,000	36,000	7,140	9/32	8,000	91,000	53,000	36,000
3,570	9/64	6,000	66,000	28,000	36,000	7,200		8,000	91,000	53,000	36,000
3,600		6,000	66,000	28,000	36,000	7,300		8,000	91,000	53,000	36,000
3,700		6,000	66,000	28,000	36,000	7,400		8,000	91,000	53,000	36,000
3,800		6,000	74,000	36,000	36,000	7,500		8,000	91,000	53,000	36,000
3,900		6,000	74,000	36,000	36,000	7,540	19/64	8,000	91,000	53,000	36,000
3,970	5/32	6,000	74,000	36,000	36,000	7,600		8,000	91,000	53,000	36,000
4,000		6,000	74,000	36,000	36,000	7,700		8,000	91,000	53,000	36,000
4,100		6,000	74,000	36,000	36,000	7,800		8,000	91,000	53,000	36,000
4,200		6,000	74,000	36,000	36,000	7,900		8,000	91,000	53,000	36,000
4,300		6,000	74,000	36,000	36,000	7,940	5/16	8,000	91,000	53,000	36,000
4,370	11/64	6,000	74,000	36,000	36,000	8,000		8,000	91,000	53,000	36,000
4,400		6,000	74,000	36,000	36,000	8,100		10,000	103,000	61,000	40,000
4,500		6,000	74,000	36,000	36,000	8,200		10,000	103,000	61,000	40,000
4,600		6,000	74,000	36,000	36,000	8,300		10,000	103,000	61,000	40,000
4,650		6,000	74,000	36,000	36,000	8,330	21/64	10,000	103,000	61,000	40,000
4,700		6,000	74,000	36,000	36,000	8,400		10,000	103,000	61,000	40,000
4,760	3/16	6,000	82,000	44,000	36,000	8,500		10,000	103,000	61,000	40,000
4,800		6,000	82,000	44,000	36,000	8,600		10,000	103,000	61,000	40,000
4,900		6,000	82,000	44,000	36,000	8,700		10,000	103,000	61,000	40,000
5,000		6,000	82,000	44,000	36,000	8,730	11/32	10,000	103,000	61,000	40,000
5,100		6,000	82,000	44,000	36,000	8,800		10,000	103,000	61,000	40,000
5,160	13/64	6,000	82,000	44,000	36,000	8,900		10,000	103,000	61,000	40,000
5,200		6,000	82,000	44,000	36,000	9,000		10,000	103,000	61,000	40,000
5,300		6,000	82,000	44,000	36,000	9,100		10,000	103,000	61,000	40,000
5,400		6,000	82,000	44,000	36,000	9,130	23/64	10,000	103,000	61,000	40,000
5,500		6,000	82,000	44,000	36,000	9,200		10,000	103,000	61,000	40,000
5,550		6,000	82,000	44,000	36,000	9,250		10,000	103,000	61,000	40,000
5,560	7/32	6,000	82,000	44,000	36,000	9,300		10,000	103,000	61,000	40,000
5,600		6,000	82,000	44,000	36,000	9,400		10,000	103,000	61,000	40,000
5,700		6,000	82,000	44,000	36,000	9,500		10,000	103,000	61,000	40,000
5,800		6,000	82,000	44,000	36,000	9,520	3/8	10,000	103,000	61,000	40,000
5,900		6,000	82,000	44,000	36,000	9,600		10,000	103,000	61,000	40,000
5,950	15/64	6,000	82,000	44,000	36,000	9,700		10,000	103,000	61,000	40,000
6,000		6,000	82,000	44,000	36,000	9,800		10,000	103,000	61,000	40,000
6,100		8,000	91,000	53,000	36,000	9,900		10,000	103,000	61,000	40,000
6,200		8,000	91,000	53,000	36,000	9,920	25/64	10,000	103,000	61,000	40,000
6,300		8,000	91,000	53,000	36,000	10,000		10,000	103,000	61,000	40,000
6,350	1/4	8,000	91,000	53,000	36,000	10,100		12,000	118,000	71,000	45,000
6,400		8,000	91,000	53,000	36,000	10,200		12,000	118,000	71,000	45,000
6,500		8,000	91,000	53,000	36,000	10,300		12,000	118,000	71,000	45,000

d1 mm	inch	d2 mm	l1 mm	l2 mm	l3 mm	d1 mm	inch	d2 mm	l1 mm	l2 mm	l3 mm
10,320	13/32	12,000	118,000	71,000	45,000	14,290	9/16	16,000	133,000	83,000	48,000
10,400		12,000	118,000	71,000	45,000	14,300		16,000	133,000	83,000	48,000
10,500		12,000	118,000	71,000	45,000	14,500		16,000	133,000	83,000	48,000
10,600		12,000	118,000	71,000	45,000	14,700		16,000	133,000	83,000	48,000
10,700		12,000	118,000	71,000	45,000	15,000		16,000	133,000	83,000	48,000
10,800		12,000	118,000	71,000	45,000	15,200		16,000	133,000	83,000	48,000
10,900		12,000	118,000	71,000	45,000	15,300		16,000	133,000	83,000	48,000
11,000		12,000	118,000	71,000	45,000	15,500		16,000	133,000	83,000	48,000
11,100		12,000	118,000	71,000	45,000	15,700		16,000	133,000	83,000	48,000
11,110	7/16	12,000	118,000	71,000	45,000	16,000		16,000	133,000	83,000	48,000
11,200		12,000	118,000	71,000	45,000	16,300		18,000	143,000	93,000	48,000
11,300		12,000	118,000	71,000	45,000	16,500		18,000	143,000	93,000	48,000
11,400		12,000	118,000	71,000	45,000	16,900		18,000	143,000	93,000	48,000
11,500		12,000	118,000	71,000	45,000	17,000		18,000	143,000	93,000	48,000
11,600		12,000	118,000	71,000	45,000	17,300		18,000	143,000	93,000	48,000
11,700		12,000	118,000	71,000	45,000	17,500		18,000	143,000	93,000	48,000
11,800		12,000	118,000	71,000	45,000	18,000		18,000	143,000	93,000	48,000
11,900		12,000	118,000	71,000	45,000	18,500		20,000	153,000	101,000	50,000
11,910	15/32	12,000	118,000	71,000	45,000	18,900		20,000	153,000	101,000	50,000
12,000		12,000	118,000	71,000	45,000	19,000		20,000	153,000	101,000	50,000
12,200		14,000	124,000	77,000	45,000	19,050	3/4	20,000	153,000	101,000	50,000
12,500		14,000	124,000	77,000	45,000	19,300		20,000	153,000	101,000	50,000
12,700	1/2	14,000	124,000	77,000	45,000	19,500		20,000	153,000	101,000	50,000
12,800		14,000	124,000	77,000	45,000	20,000		20,000	153,000	101,000	50,000
13,000		14,000	124,000	77,000	45,000						
13,300		14,000	124,000	77,000	45,000						
13,500		14,000	124,000	77,000	45,000						
13,700		14,000	124,000	77,000	45,000						
14,000		14,000	124,000	77,000	45,000						
14,200		16,000	133,000	83,000	48,000						

SuperV-Bohrer

SuperV-Bohrer mit Innenkühlung



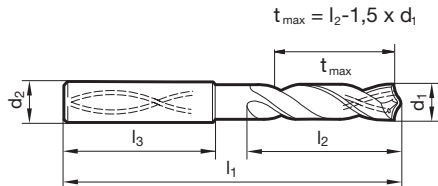
Katalog-Nr. 51789



P	M	K	N	S	H
●	○	●	○	○	○

Arbeitsrichtwerte
Seite 30

- Ausspitzung $\geq \varnothing 3,000$
- Flächenanschliff
- Hauptschneidenform gerade
- optimierte Schneidengeometrie
- vier Führungsfasen



d1	inch	d2	l1	l2	l3	d1	inch	d2	l1	l2	l3
mm		mm	mm	mm	mm	mm		mm	mm	mm	mm
3,000		6,000	70,000	30,000	36,000	8,000		8,000	116,000	76,000	36,000
3,100		6,000	70,000	30,000	36,000	8,100		10,000	131,000	87,000	40,000
3,170	1/8	6,000	70,000	30,000	36,000	8,200		10,000	131,000	87,000	40,000
3,200		6,000	70,000	30,000	36,000	8,400		10,000	131,000	87,000	40,000
3,250		6,000	70,000	30,000	36,000	8,500		10,000	131,000	87,000	40,000
3,300		6,000	70,000	30,000	36,000	8,600		10,000	131,000	87,000	40,000
3,400		6,000	75,000	35,500	36,000	8,700		10,000	131,000	87,000	40,000
3,500		6,000	75,000	35,500	36,000	8,800		10,000	131,000	87,000	40,000
3,570	9/64	6,000	75,000	35,500	36,000	9,000		10,000	131,000	87,000	40,000
3,600		6,000	75,000	35,500	36,000	9,100		10,000	139,000	95,000	40,000
3,700		6,000	75,000	35,500	36,000	9,200		10,000	139,000	95,000	40,000
3,800		6,000	75,000	37,500	36,000	9,300		10,000	139,000	95,000	40,000
3,900		6,000	75,000	37,500	36,000	9,400		10,000	139,000	95,000	40,000
3,970	5/32	6,000	75,000	37,500	36,000	9,500		10,000	139,000	95,000	40,000
4,000		6,000	75,000	37,500	36,000	9,700		10,000	139,000	95,000	40,000
4,100		6,000	75,000	37,500	36,000	9,800		10,000	139,000	95,000	40,000
4,200		6,000	75,000	37,500	36,000	9,900		10,000	139,000	95,000	40,000
4,300		6,000	85,000	45,000	36,000	10,000		10,000	139,000	95,000	40,000
4,400		6,000	85,000	45,000	36,000	10,200		12,000	155,000	106,000	45,000
4,500		6,000	85,000	45,000	36,000	10,500		12,000	155,000	106,000	45,000
4,600		6,000	85,000	45,000	36,000	10,800		12,000	155,000	106,000	45,000
4,700		6,000	85,000	45,000	36,000	11,000		12,000	155,000	106,000	45,000
4,800		6,000	90,000	50,000	36,000	11,200		12,000	163,000	114,000	45,000
4,900		6,000	90,000	50,000	36,000	11,500		12,000	163,000	114,000	45,000
5,000		6,000	90,000	50,000	36,000	11,800		12,000	163,000	114,000	45,000
5,100		6,000	90,000	50,000	36,000	12,000		12,000	163,000	114,000	45,000
5,200		6,000	90,000	50,000	36,000	12,200		14,000	182,000	133,000	45,000
5,300		6,000	90,000	50,000	36,000	12,500		14,000	182,000	133,000	45,000
5,400		6,000	97,000	57,000	36,000	12,700	1/2	14,000	182,000	133,000	45,000
5,500		6,000	97,000	57,000	36,000	13,000		14,000	182,000	133,000	45,000
5,700		6,000	97,000	57,000	36,000	13,500		14,000	182,000	133,000	45,000
5,800		6,000	97,000	57,000	36,000	14,000		14,000	182,000	133,000	45,000
5,900		6,000	97,000	57,000	36,000	14,200		16,000	204,000	152,000	48,000
6,000		6,000	97,000	57,000	36,000	14,500		16,000	204,000	152,000	48,000
6,200		8,000	106,000	66,000	36,000	15,000		16,000	204,000	152,000	48,000
6,300		8,000	106,000	66,000	36,000	15,500		16,000	204,000	152,000	48,000
6,500		8,000	106,000	66,000	36,000	16,000		16,000	204,000	152,000	48,000
6,600		8,000	106,000	66,000	36,000	16,500		18,000	223,000	171,000	48,000
6,700		8,000	106,000	66,000	36,000	17,000		18,000	223,000	171,000	48,000
6,800		8,000	106,000	66,000	36,000	17,500		18,000	223,000	171,000	48,000
6,900		8,000	116,000	76,000	36,000	18,000		18,000	223,000	171,000	48,000
7,000		8,000	116,000	76,000	36,000	18,500		20,000	244,000	190,000	50,000
7,100		8,000	116,000	76,000	36,000	19,000		20,000	244,000	190,000	50,000
7,200		8,000	116,000	76,000	36,000	19,500		20,000	244,000	190,000	50,000
7,500		8,000	116,000	76,000	36,000	20,000		20,000	244,000	190,000	50,000
7,600		8,000	116,000	76,000	36,000						
7,700		8,000	116,000	76,000	36,000						
7,800		8,000	116,000	76,000	36,000						

SuperV-Bohrer

SuperV-Bohrer mit Innenkühlung



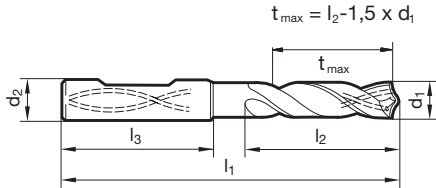
Katalog-Nr. 51889



P	M	K	N	S	H
●	○	●	○	○	○

Arbeitsrichtwerte
Seite 30

- Ausspitzung $\geq \varnothing 3,000$
- Flächenanschliff
- Hauptschneidenform gerade
- optimierte Schneidengeometrie
- vier Führungsfasen



d1	inch	d2	l1	l2	l3	d1	inch	d2	l1	l2	l3
mm		mm	mm	mm	mm	mm		mm	mm	mm	mm
3,000		6,000	70,000	30,000	36,000	8,000		8,000	116,000	76,000	36,000
3,100		6,000	70,000	30,000	36,000	8,100		10,000	131,000	87,000	40,000
3,170	1/8	6,000	70,000	30,000	36,000	8,200		10,000	131,000	87,000	40,000
3,200		6,000	70,000	30,000	36,000	8,400		10,000	131,000	87,000	40,000
3,250		6,000	70,000	30,000	36,000	8,500		10,000	131,000	87,000	40,000
3,300		6,000	70,000	30,000	36,000	8,600		10,000	131,000	87,000	40,000
3,400		6,000	75,000	35,500	36,000	8,700		10,000	131,000	87,000	40,000
3,500		6,000	75,000	35,500	36,000	8,800		10,000	131,000	87,000	40,000
3,570	9/64	6,000	75,000	35,500	36,000	9,000		10,000	131,000	87,000	40,000
3,600		6,000	75,000	35,500	36,000	9,100		10,000	139,000	95,000	40,000
3,700		6,000	75,000	35,500	36,000	9,200		10,000	139,000	95,000	40,000
3,800		6,000	75,000	37,500	36,000	9,300		10,000	139,000	95,000	40,000
3,900		6,000	75,000	37,500	36,000	9,400		10,000	139,000	95,000	40,000
3,970	5/32	6,000	75,000	37,500	36,000	9,500		10,000	139,000	95,000	40,000
4,000		6,000	75,000	37,500	36,000	9,700		10,000	139,000	95,000	40,000
4,100		6,000	75,000	37,500	36,000	9,800		10,000	139,000	95,000	40,000
4,200		6,000	75,000	37,500	36,000	9,900		10,000	139,000	95,000	40,000
4,300		6,000	85,000	45,000	36,000	10,000		10,000	139,000	95,000	40,000
4,400		6,000	85,000	45,000	36,000	10,200		12,000	155,000	106,000	45,000
4,500		6,000	85,000	45,000	36,000	10,300		12,000	155,000	106,000	45,000
4,600		6,000	85,000	45,000	36,000	10,500		12,000	155,000	106,000	45,000
4,700		6,000	85,000	45,000	36,000	10,800		12,000	155,000	106,000	45,000
4,800		6,000	90,000	50,000	36,000	11,000		12,000	155,000	106,000	45,000
4,900		6,000	90,000	50,000	36,000	11,200		12,000	163,000	114,000	45,000
5,000		6,000	90,000	50,000	36,000	11,500		12,000	163,000	114,000	45,000
5,100		6,000	90,000	50,000	36,000	11,800		12,000	163,000	114,000	45,000
5,200		6,000	90,000	50,000	36,000	12,000		12,000	163,000	114,000	45,000
5,300		6,000	90,000	50,000	36,000	12,100		14,000	182,000	133,000	45,000
5,400		6,000	97,000	57,000	36,000	12,200		14,000	182,000	133,000	45,000
5,500		6,000	97,000	57,000	36,000	12,500		14,000	182,000	133,000	45,000
5,700		6,000	97,000	57,000	36,000	12,700	1/2	14,000	182,000	133,000	45,000
5,800		6,000	97,000	57,000	36,000	13,000		14,000	182,000	133,000	45,000
5,900		6,000	97,000	57,000	36,000	13,500		14,000	182,000	133,000	45,000
6,000		6,000	97,000	57,000	36,000	14,000		14,000	182,000	133,000	45,000
6,200		8,000	106,000	66,000	36,000	14,100		16,000	204,000	152,000	48,000
6,300		8,000	106,000	66,000	36,000	14,200		16,000	204,000	152,000	48,000
6,500		8,000	106,000	66,000	36,000	14,500		16,000	204,000	152,000	48,000
6,600		8,000	106,000	66,000	36,000	15,000		16,000	204,000	152,000	48,000
6,700		8,000	106,000	66,000	36,000	15,500		16,000	204,000	152,000	48,000
6,800		8,000	106,000	66,000	36,000	16,000		16,000	204,000	152,000	48,000
6,900		8,000	116,000	76,000	36,000	16,500		18,000	223,000	171,000	48,000
7,000		8,000	116,000	76,000	36,000	17,000		18,000	223,000	171,000	48,000
7,100		8,000	116,000	76,000	36,000	17,500		18,000	223,000	171,000	48,000
7,200		8,000	116,000	76,000	36,000	18,000		18,000	223,000	171,000	48,000
7,500		8,000	116,000	76,000	36,000	18,500		20,000	244,000	190,000	50,000
7,600		8,000	116,000	76,000	36,000	19,000		20,000	244,000	190,000	50,000
7,700		8,000	116,000	76,000	36,000	19,500		20,000	244,000	190,000	50,000
7,800		8,000	116,000	76,000	36,000	20,000		20,000	244,000	190,000	50,000

SuperV-Bohrer

SuperV-Bohrer mit Innenkühlung

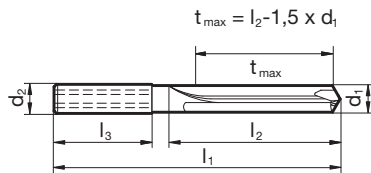


Katalog-Nr. 71994



P	M	K	N	S	H	Arbeitsrichtwerte Seite 30
		●	○			

- Ausspitzung $\geq \varnothing 3,000$
- Kegelmantelschliff
- enge Durchmessertoleranzen
- sehr gute Bohrungsoberflächen
- Kühlmitteldruck beachten (s. Diagramm „Kühlmittlempfehlungen“)



d1	inch	d2	l1	l2	l3
mm		mm	mm	mm	mm
3,000		6,000	74,000	32,000	36,000
3,100		6,000	74,000	32,000	36,000
3,200		6,000	74,000	32,000	36,000
3,300		6,000	74,000	32,000	36,000
3,400		6,000	74,000	34,000	36,000
3,500		6,000	74,000	34,000	36,000
3,600		6,000	74,000	34,000	36,000
3,700		6,000	74,000	34,000	36,000
3,800		6,000	97,000	45,000	36,000
3,900		6,000	97,000	45,000	36,000
4,000		6,000	97,000	45,000	36,000
4,100		6,000	97,000	45,000	36,000
4,200		6,000	97,000	45,000	36,000
4,300		6,000	97,000	45,000	36,000
4,400		6,000	97,000	45,000	36,000
4,500		6,000	97,000	45,000	36,000
4,700		6,000	97,000	45,000	36,000
4,800		6,000	97,000	57,000	36,000
4,900		6,000	97,000	57,000	36,000
5,000		6,000	97,000	57,000	36,000
5,500		6,000	97,000	57,000	36,000
6,000		6,000	97,000	57,000	36,000
6,500		8,000	116,000	76,000	36,000
6,800		8,000	116,000	76,000	36,000
7,000		8,000	116,000	76,000	36,000
7,500		8,000	116,000	76,000	36,000
7,800		8,000	116,000	76,000	36,000
8,000		8,000	116,000	76,000	36,000
8,500		10,000	139,000	95,000	40,000
9,000		10,000	139,000	95,000	40,000

d1	inch	d2	l1	l2	l3
mm		mm	mm	mm	mm
9,500		10,000	139,000	95,000	40,000
10,000		10,000	139,000	95,000	40,000
10,200		12,000	163,000	114,000	45,000
10,500		12,000	163,000	114,000	45,000
11,000		12,000	163,000	114,000	45,000
11,500		12,000	163,000	114,000	45,000
12,000		12,000	163,000	114,000	45,000
12,300	31/64	14,000	182,000	133,000	45,000
12,500		14,000	182,000	133,000	45,000
12,700	1/2	14,000	182,000	133,000	45,000
13,000		14,000	182,000	133,000	45,000
13,500		14,000	182,000	133,000	45,000
14,000		14,000	182,000	133,000	45,000
14,500		16,000	204,000	152,000	48,000
15,000		16,000	204,000	152,000	48,000
15,500		16,000	204,000	152,000	48,000
16,000		16,000	204,000	152,000	48,000
16,500		18,000	223,000	171,000	48,000
17,000		18,000	223,000	171,000	48,000
17,500		18,000	223,000	171,000	48,000
18,000		18,000	223,000	171,000	48,000
18,500		20,000	244,000	190,000	50,000
19,000		20,000	244,000	190,000	50,000
19,500		20,000	244,000	190,000	50,000
20,000		20,000	244,000	190,000	50,000

SuperV-Bohrer

SuperV-Bohrer mit Innenkühlung

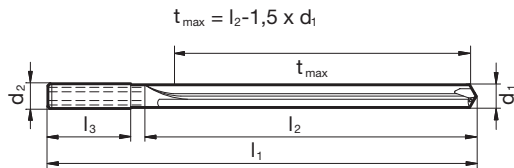


Katalog-Nr. 71996



P	M	K	N	S	H	Arbeitsrichtwerte Seite 30
		●	○			

- Ausspitzung $\geq \varnothing 3,000$
- Kegelmantelschliff
- enge Durchmessertoleranzen
- sehr gute Bohrungsflächen
- Kühlmitteldruck beachten (s. Diagramm „Kühlmittlempfehlungen“)



d1 mm	inch	d2 mm	l1 mm	l2 mm	l3 mm
3,000		6,000	91,000	42,000	36,000
3,300		6,000	91,000	42,000	36,000
3,500		6,000	91,000	48,000	36,000
3,800		6,000	121,000	77,000	36,000
4,000		6,000	121,000	77,000	36,000
4,200		6,000	121,000	77,000	36,000
4,500		6,000	121,000	77,000	36,000
4,700		6,000	121,000	77,000	36,000
4,800		6,000	121,000	82,000	36,000
5,000		6,000	121,000	82,000	36,000
5,500		6,000	121,000	82,000	36,000
6,000		6,000	121,000	82,000	36,000
6,350	1/4	8,000	146,000	106,000	36,000
6,500		8,000	146,000	106,000	36,000
6,800		8,000	146,000	106,000	36,000
7,000		8,000	146,000	106,000	36,000
7,500		8,000	146,000	106,000	36,000
7,800		8,000	146,000	106,000	36,000
8,000		8,000	146,000	106,000	36,000
8,500		10,000	175,000	130,000	40,000
9,000		10,000	175,000	130,000	40,000
9,500		10,000	175,000	130,000	40,000
10,000		10,000	175,000	130,000	40,000
10,200		12,000	209,000	159,000	45,000

d1 mm	inch	d2 mm	l1 mm	l2 mm	l3 mm
10,500		12,000	209,000	159,000	45,000
11,000		12,000	209,000	159,000	45,000
11,500		12,000	209,000	159,000	45,000
12,000		12,000	209,000	159,000	45,000
12,500		14,000	233,000	183,000	45,000
12,700	1/2	14,000	233,000	183,000	45,000
13,000		14,000	233,000	183,000	45,000
13,500		14,000	233,000	183,000	45,000
14,000		14,000	233,000	183,000	45,000
14,500		16,000	260,000	207,000	48,000
15,000		16,000	260,000	207,000	48,000
15,500		16,000	260,000	207,000	48,000
16,000		16,000	260,000	207,000	48,000
16,500		18,000	284,000	231,000	48,000
17,000		18,000	284,000	231,000	48,000
17,500		18,000	284,000	231,000	48,000
18,000		18,000	284,000	231,000	48,000
18,500		20,000	308,000	255,000	50,000
19,000		20,000	308,000	255,000	50,000
19,500		20,000	308,000	255,000	50,000
20,000		20,000	308,000	255,000	50,000

SuperV-Bohrer

SuperV-Bohrer mit Innenkühlung

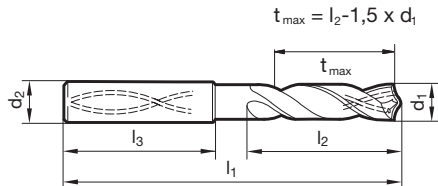


Katalog-Nr. 51893



P	M	K	N	S	H	Arbeitsrichtwerte Seite 30
●	○	●	○	○		

- Ausspitzung $\geq \varnothing 3,000$
- Flächenanschliff
- Kopfbeschichtung
- Hauptschneidenform gerade
- optimierte Schneidengeometrie
- vier Führungsfasen
- Kühlmitteldruck beachten (s. Diagramm „Kühlmitteltempfehlungen“)



d1 mm	inch	d2 mm	l1 mm	l2 mm	l3 mm
3,000		6,000	90,000	50,000	36,000
3,100		6,000	90,000	50,000	36,000
3,200		6,000	90,000	50,000	36,000
3,300		6,000	90,000	50,000	36,000
3,400		6,000	90,000	50,000	36,000
3,500		6,000	90,000	50,000	36,000
3,600		6,000	90,000	50,000	36,000
3,700		6,000	90,000	50,000	36,000
3,800		6,000	102,000	64,000	36,000
3,900		6,000	102,000	64,000	36,000
4,000		6,000	102,000	64,000	36,000
4,100		6,000	102,000	64,000	36,000
4,200		6,000	102,000	64,000	36,000
4,300		6,000	102,000	64,000	36,000
4,400		6,000	102,000	64,000	36,000
4,500		6,000	102,000	64,000	36,000
4,600		6,000	102,000	64,000	36,000
4,700		6,000	102,000	64,000	36,000
4,800		6,000	116,000	78,000	36,000
4,900		6,000	116,000	78,000	36,000
5,000		6,000	116,000	78,000	36,000
5,100		6,000	116,000	78,000	36,000
5,200		6,000	116,000	78,000	36,000
5,300		6,000	116,000	78,000	36,000
5,400		6,000	116,000	78,000	36,000
5,500		6,000	116,000	78,000	36,000
5,600		6,000	116,000	78,000	36,000
5,700		6,000	116,000	78,000	36,000
5,800		6,000	116,000	78,000	36,000
5,900		6,000	116,000	78,000	36,000
6,000		6,000	116,000	78,000	36,000
6,100		8,000	146,000	108,000	36,000
6,200		8,000	146,000	108,000	36,000
6,300		8,000	146,000	108,000	36,000
6,400		8,000	146,000	108,000	36,000
6,500		8,000	146,000	108,000	36,000
6,600		8,000	146,000	108,000	36,000
6,700		8,000	146,000	108,000	36,000
6,800		8,000	146,000	108,000	36,000
6,900		8,000	146,000	108,000	36,000
7,000		8,000	146,000	108,000	36,000
7,100		8,000	146,000	108,000	36,000
7,200		8,000	146,000	108,000	36,000
7,300		8,000	146,000	108,000	36,000
7,400		8,000	146,000	108,000	36,000
7,500		8,000	146,000	108,000	36,000
7,600		8,000	146,000	108,000	36,000
7,700		8,000	146,000	108,000	36,000

d1 mm	inch	d2 mm	l1 mm	l2 mm	l3 mm
7,800		8,000	146,000	108,000	36,000
7,900		8,000	146,000	108,000	36,000
8,000		8,000	146,000	108,000	36,000
8,100		10,000	162,000	120,000	40,000
8,200		10,000	162,000	120,000	40,000
8,300		10,000	162,000	120,000	40,000
8,400		10,000	162,000	120,000	40,000
8,500		10,000	162,000	120,000	40,000
8,600		10,000	162,000	120,000	40,000
8,700		10,000	162,000	120,000	40,000
8,800		10,000	162,000	120,000	40,000
8,900		10,000	162,000	120,000	40,000
9,000		10,000	162,000	120,000	40,000
9,100		10,000	162,000	120,000	40,000
9,200		10,000	162,000	120,000	40,000
9,300		10,000	162,000	120,000	40,000
9,400		10,000	162,000	120,000	40,000
9,500		10,000	162,000	120,000	40,000
9,600		10,000	162,000	120,000	40,000
9,700		10,000	162,000	120,000	40,000
9,800		10,000	162,000	120,000	40,000
9,900		10,000	162,000	120,000	40,000
10,000		10,000	162,000	120,000	40,000
10,200		12,000	204,000	156,000	45,000
10,500		12,000	204,000	156,000	45,000
11,000		12,000	204,000	156,000	45,000
11,500		12,000	204,000	156,000	45,000
12,000		12,000	204,000	156,000	45,000
12,500		14,000	230,000	182,000	45,000
12,700	1/2	14,000	230,000	182,000	45,000
13,000		14,000	230,000	182,000	45,000
13,500		14,000	230,000	182,000	45,000
14,000		14,000	230,000	182,000	45,000
14,500		16,000	260,000	208,000	48,000
15,000		16,000	260,000	208,000	48,000
15,500		16,000	260,000	208,000	48,000
16,000		16,000	260,000	208,000	48,000
16,500		18,000	285,000	234,000	48,000
17,000		18,000	285,000	234,000	48,000
17,500		18,000	285,000	234,000	48,000
18,000		18,000	285,000	234,000	48,000
18,500		20,000	310,000	258,000	50,000
19,000		20,000	310,000	258,000	50,000
19,500		20,000	310,000	258,000	50,000
20,000		20,000	310,000	258,000	50,000

SuperV-Bohrer

SuperV-Bohrer mit Innenkühlung

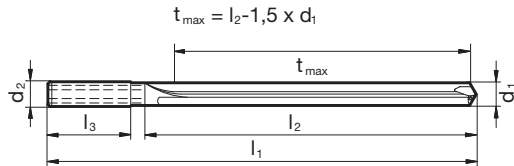


Katalog-Nr. 71997



Arbeitsrichtwerte
Seite 30

- Ausspitzung $\geq \varnothing 5,000$
- Kegelmantelschliff
- negative Steigung
- für sehr maßhaltige Bohrungen
- sehr gute Bohrungsflächen
- Kühlmitteldruck beachten (s. Diagramm „Kühlmittlempfehlungen“)



d1 mm	inch	d2 mm	l1 mm	l2 mm	l3 mm
5,000		6,000	145,000	105,000	36,000
6,000		6,000	145,000	105,000	36,000
8,000		8,000	180,000	137,000	36,000
9,000		10,000	217,000	170,000	40,000
10,000		10,000	217,000	170,000	40,000
11,000		12,000	258,000	205,000	45,000

d1 mm	inch	d2 mm	l1 mm	l2 mm	l3 mm
12,000		12,000	258,000	205,000	45,000
14,000		14,000	290,000	236,000	45,000

SuperV-Bohrer

SuperV-Bohrer mit Innenkühlung

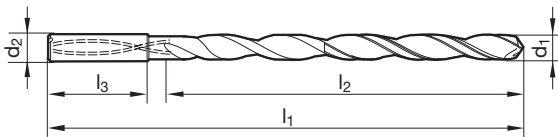


Katalog-Nr. 51764



P	M	K	N	S	H	Arbeitsrichtwerte Seite 32
●	●	●	○	○		

- Ausspitzung $\geq \varnothing 3,000$
- Kegelmantelanschliff
- Kopfbeschichtung
- Hauptschneidenform konkav
- optimierter Nutquerschnitt
- maximaler Kühlkanalquerschnitt
- Einsatz im Hydrodehn-Spannfutter
- vier Führungsfasen
- Kühlmitteldruck beachten (s. Diagramm „Kühlmittlempfehlungen“)



d1 mm	inch	d2 mm	l1 mm	l2 mm	l3 mm
3,000		6,000	95,000	55,000	36,000
3,170	1/8	6,000	106,000	67,000	36,000
3,500		6,000	116,000	76,000	36,000
3,570	9/64	6,000	116,000	76,000	36,000
3,970	5/32	6,000	116,000	76,000	36,000
4,000		6,000	116,000	76,000	36,000
4,370	11/64	6,000	133,000	93,000	36,000
4,500		6,000	133,000	93,000	36,000
4,760	3/16	6,000	133,000	93,000	36,000
5,000		6,000	133,000	93,000	36,000
5,100		6,000	150,000	110,000	36,000
5,160	13/64	6,000	150,000	110,000	36,000
5,410		6,000	150,000	110,000	36,000
5,500		6,000	150,000	110,000	36,000
5,560	7/32	6,000	150,000	110,000	36,000
5,950	15/64	6,000	150,000	110,000	36,000
6,000		6,000	150,000	110,000	36,000
6,350	1/4	8,000	167,000	127,000	36,000
6,500		8,000	167,000	127,000	36,000
6,750	17/64	8,000	167,000	127,000	36,000
7,000		8,000	167,000	127,000	36,000
7,140	9/32	8,000	183,000	143,000	36,000
7,500		8,000	183,000	143,000	36,000
7,540	19/64	8,000	183,000	143,000	36,000

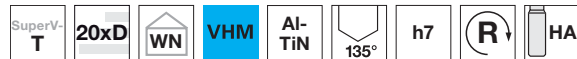
d1 mm	inch	d2 mm	l1 mm	l2 mm	l3 mm
7,940	5/16	8,000	183,000	143,000	36,000
8,000		8,000	183,000	143,000	36,000
8,330	21/64	10,000	204,000	160,000	40,000
8,500		10,000	204,000	160,000	40,000
8,730	11/32	10,000	204,000	160,000	40,000
9,000		10,000	204,000	160,000	40,000
9,130	23/64	10,000	221,000	177,000	40,000
9,520	3/8	10,000	221,000	177,000	40,000
9,920	25/64	10,000	221,000	177,000	40,000
10,000		10,000	221,000	177,000	40,000
10,320	13/32	12,000	247,000	198,000	45,000
10,720	27/64	12,000	247,000	198,000	45,000
11,000		12,000	247,000	198,000	45,000
11,110	7/16	12,000	263,000	214,000	45,000
11,510	29/64	12,000	263,000	214,000	45,000
11,910	15/32	12,000	263,000	214,000	45,000
12,000		12,000	263,000	214,000	45,000
12,300	31/64	14,000	297,000	248,000	45,000
12,700	1/2	14,000	297,000	248,000	45,000
13,100	33/64	14,000	297,000	248,000	45,000
13,490	17/32	14,000	297,000	248,000	45,000
13,890	35/64	14,000	297,000	248,000	45,000
14,000		14,000	297,000	248,000	45,000

SuperV-Bohrer

SuperV-Bohrer mit Innenkühlung

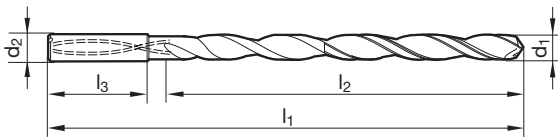


Katalog-Nr. 51765



P	M	K	N	S	H	Arbeitsrichtwerte Seite 32
●	●	●	○	○		

- Ausspitzung $\geq \varnothing 3,000$
- Kegelmantelschliff
- Kopfbeschichtung
- Hauptschneidenform konkav
- optimierter Nutquerschnitt
- maximaler Kühlkanalquerschnitt
- Einsatz im Hydro-Dehnspannfutter
- vier Führungsfasen
- Kühlmitteldruck beachten (s. Diagramm „Kühlmittlempfehlungen“)



d1 mm	inch	d2 mm	l1 mm	l2 mm	l3 mm
3,000		6,000	110,000	70,000	36,000
3,500		6,000	136,000	96,000	36,000
3,970	5/32	6,000	136,000	96,000	36,000
4,000		6,000	136,000	96,000	36,000
4,500		6,000	158,000	118,000	36,000
4,760	3/16	6,000	158,000	118,000	36,000
5,000		6,000	158,000	118,000	36,000
5,100		6,000	180,000	140,000	36,000
5,500		6,000	180,000	140,000	36,000
5,560	7/32	6,000	180,000	140,000	36,000
6,000		6,000	180,000	140,000	36,000
6,350	1/4	8,000	202,000	162,000	36,000
6,500		8,000	202,000	162,000	36,000
7,000		8,000	202,000	162,000	36,000
7,140	9/32	8,000	223,000	183,000	36,000
7,500		8,000	223,000	183,000	36,000
8,000		8,000	223,000	183,000	36,000
8,500		10,000	249,000	205,000	40,000

d1 mm	inch	d2 mm	l1 mm	l2 mm	l3 mm
9,000		10,000	249,000	205,000	40,000
10,000		10,000	271,000	227,000	40,000
11,000		12,000	302,000	253,000	45,000
12,000		12,000	323,000	274,000	45,000
12,700	1/2	14,000	367,000	318,000	45,000
13,490	17/32	14,000	367,000	318,000	45,000
14,000		14,000	367,000	318,000	45,000

SuperV-Bohrer

SuperV-Bohrer mit Innenkühlung

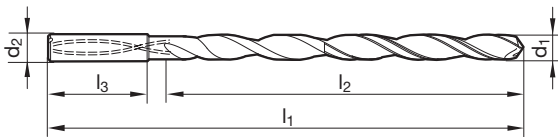


Katalog-Nr. 51766



P	M	K	N	S	H	Arbeitsrichtwerte Seite 32
●	●	●	○	○		

- Ausspitzung $\geq \varnothing 3,000$
- Kegelmantelschliff
- Kopfbeschichtung
- Hauptschneidenform konkav
- optimierter Nutquerschnitt
- maximaler Kühlkanalquerschnitt
- Einsatz im Hydro-Dehnspannfutter
- vier Führungsfasen
- Kühlmitteldruck beachten (s. Diagramm „Kühlmittelempfehlungen“)



d1 mm	inch	d2 mm	l1 mm	l2 mm	l3 mm
3,000		6,000	125,000	85,000	36,000
3,100		6,000	141,000	101,000	36,000
3,500		6,000	156,000	116,000	36,000
3,800		6,000	156,000	116,000	36,000
3,970	5/32	6,000	156,000	116,000	36,000
4,000		6,000	156,000	116,000	36,000
4,200		6,000	183,000	143,000	36,000
4,500		6,000	183,000	143,000	36,000
4,760	3/16	6,000	183,000	143,000	36,000
5,000		6,000	183,000	143,000	36,000
5,100		6,000	210,000	170,000	36,000
5,500		6,000	210,000	170,000	36,000
5,560	7/32	6,000	210,000	170,000	36,000
6,000		6,000	210,000	170,000	36,000
6,300		8,000	237,000	197,000	36,000
6,350	1/4	8,000	237,000	197,000	36,000
6,500		8,000	237,000	197,000	36,000
7,000		8,000	237,000	197,000	36,000

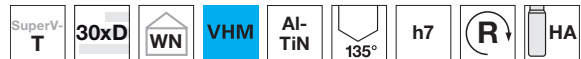
d1 mm	inch	d2 mm	l1 mm	l2 mm	l3 mm
7,140	9/32	8,000	263,000	223,000	36,000
7,500		8,000	263,000	223,000	36,000
8,000		8,000	263,000	223,000	36,000
8,500		10,000	294,000	250,000	40,000
8,800		10,000	294,000	250,000	40,000
9,000		10,000	294,000	250,000	40,000
10,000		10,000	321,000	277,000	40,000
11,000		12,000	359,000	310,000	45,000
12,000		12,000	386,000	337,000	45,000

SuperV-Bohrer

SuperV-Bohrer mit Innenkühlung

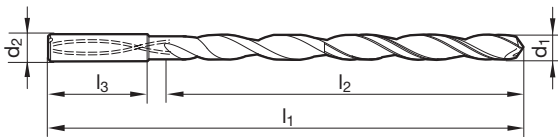


Katalog-Nr. 51767



P	M	K	N	S	H	Arbeitsrichtwerte Seite 32
●	●	●	○	○		

- Ausspitzung $\geq \varnothing 3,000$
- Kegelmantelschliff
- Kopfbeschichtung
- Hauptschneidenform konkav
- optimierter Nutquerschnitt
- maximaler Kühlkanalquerschnitt
- Einsatz im Hydro-Dehnspannfutter
- vier Führungsfasen
- Kühlmitteldruck beachten (s. Diagramm „Kühlmittlempfehlungen“)



d1 mm	inch	d2 mm	l1 mm	l2 mm	l3 mm
3,000		6,000	140,000	100,000	36,000
3,100		6,000	158,000	118,000	36,000
3,500		6,000	176,000	136,000	36,000
3,800		6,000	176,000	136,000	36,000
3,970	5/32	6,000	176,000	136,000	36,000
4,000		6,000	176,000	136,000	36,000
4,200		6,000	208,000	168,000	36,000
4,500		6,000	208,000	168,000	36,000
4,760	3/16	6,000	208,000	168,000	36,000
5,000		6,000	208,000	168,000	36,000
5,100		6,000	240,000	200,000	36,000
5,500		6,000	240,000	200,000	36,000
5,560	7/32	6,000	240,000	200,000	36,000
6,000		6,000	240,000	200,000	36,000
6,300		8,000	272,000	232,000	36,000
6,350	1/4	8,000	272,000	232,000	36,000
6,500		8,000	272,000	232,000	36,000
7,000		8,000	272,000	232,000	36,000

d1 mm	inch	d2 mm	l1 mm	l2 mm	l3 mm
7,140	9/32	8,000	303,000	263,000	36,000
7,500		8,000	303,000	263,000	36,000
8,000		8,000	303,000	263,000	36,000
8,500		10,000	339,000	295,000	40,000
8,800		10,000	339,000	295,000	40,000
9,000		10,000	339,000	295,000	40,000
10,000		10,000	371,000	327,000	40,000

SuperV-Bohrer

SuperV-Bohrer mit Innenkühlung

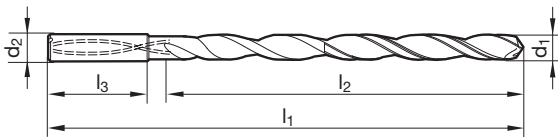


Katalog-Nr. 51768



P	M	K	N	S	H	Arbeitsrichtwerte Seite 32
●	●	●	○	○		

- Ausspitzung $\geq \varnothing 3,000$
- Kegelmantelschliff
- Kopfbeschichtung
- Hauptschneidenform konkav
- optimierter Nutquerschnitt
- maximaler Kühlkanalquerschnitt
- Einsatz im Hydro-Dehnspannfutter
- vier Führungsfasen
- Kühlmitteldruck beachten (s. Diagramm „Kühlmittlempfehlungen“)



d1 mm	inch	d2 mm	l1 mm	l2 mm	l3 mm
3,000		6,000	170,000	130,000	36,000
3,100		6,000	193,000	153,000	36,000
3,170	1/8	6,000	193,000	153,000	36,000
3,500		6,000	193,000	153,000	36,000
3,800		6,000	216,000	176,000	36,000
3,970	5/32	6,000	216,000	176,000	36,000
4,000		6,000	216,000	176,000	36,000
4,200		6,000	238,000	198,000	36,000
4,500		6,000	238,000	198,000	36,000
4,760	3/16	6,000	258,000	218,000	36,000
5,000		6,000	258,000	218,000	36,000
5,100		6,000	280,000	240,000	36,000

d1 mm	inch	d2 mm	l1 mm	l2 mm	l3 mm
5,500		6,000	280,000	240,000	36,000
5,560	7/32	6,000	300,000	260,000	36,000
6,000		6,000	300,000	260,000	36,000
6,300		8,000	322,000	282,000	36,000
6,350	1/4	8,000	322,000	282,000	36,000
6,500		8,000	322,000	282,000	36,000
7,000		8,000	342,000	302,000	36,000
7,140	9/32	8,000	363,000	323,000	36,000
7,500		8,000	363,000	323,000	36,000
8,000		8,000	383,000	343,000	36,000

SuperV-Bohrer

SuperV-Bohrer, 3-schneidig



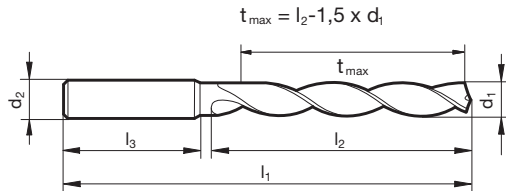
Katalog-Nr. 71862



P	M	K	N	S	H
		•	•		

Arbeitsrichtwerte
Seite 28

- Ausspitzung $\geq \varnothing 3,000$
- Spiropointanschliff
- weite Spannuten
- optimales Zentrieren
- für unterbrochenen Schnitt geeignet



d1 mm	d2 mm	l1 mm	l2 mm	l3 mm
3,000	6,000	66,000	28,000	36,000
3,100	6,000	66,000	28,000	36,000
3,200	6,000	66,000	28,000	36,000
3,300	6,000	66,000	28,000	36,000
3,500	6,000	66,000	28,000	36,000
3,700	6,000	66,000	28,000	36,000
3,800	6,000	74,000	36,000	36,000
4,000	6,000	74,000	36,000	36,000
4,100	6,000	74,000	36,000	36,000
4,200	6,000	74,000	36,000	36,000
4,500	6,000	74,000	36,000	36,000
4,800	6,000	82,000	44,000	36,000
5,000	6,000	82,000	44,000	36,000
5,100	6,000	82,000	44,000	36,000
5,200	6,000	82,000	44,000	36,000
5,300	6,000	82,000	44,000	36,000
5,500	6,000	82,000	44,000	36,000
5,800	6,000	82,000	44,000	36,000
6,000	6,000	82,000	44,000	36,000
6,100	8,000	91,000	53,000	36,000
6,200	8,000	91,000	53,000	36,000
6,400	8,000	91,000	53,000	36,000
6,500	8,000	91,000	53,000	36,000
6,700	8,000	91,000	53,000	36,000
6,800	8,000	91,000	53,000	36,000
6,900	8,000	91,000	53,000	36,000
7,000	8,000	91,000	53,000	36,000
7,100	8,000	91,000	53,000	36,000
7,400	8,000	91,000	53,000	36,000
7,500	8,000	91,000	53,000	36,000
7,800	8,000	91,000	53,000	36,000
8,000	8,000	91,000	53,000	36,000
8,100	10,000	103,000	61,000	40,000
8,200	10,000	103,000	61,000	40,000
8,400	10,000	103,000	61,000	40,000
8,500	10,000	103,000	61,000	40,000

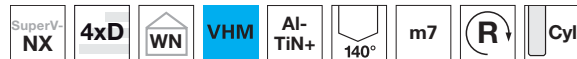
d1 mm	d2 mm	l1 mm	l2 mm	l3 mm
8,600	10,000	103,000	61,000	40,000
8,700	10,000	103,000	61,000	40,000
8,800	10,000	103,000	61,000	40,000
9,000	10,000	103,000	61,000	40,000
9,100	10,000	103,000	61,000	40,000
9,500	10,000	103,000	61,000	40,000
9,800	10,000	103,000	61,000	40,000
10,000	10,000	103,000	61,000	40,000
10,100	12,000	118,000	71,000	45,000
10,200	12,000	118,000	71,000	45,000
10,300	12,000	118,000	71,000	45,000
10,500	12,000	118,000	71,000	45,000
11,000	12,000	118,000	71,000	45,000
11,200	12,000	118,000	71,000	45,000
11,500	12,000	118,000	71,000	45,000
11,800	12,000	118,000	71,000	45,000
12,000	12,000	118,000	71,000	45,000
12,100	14,000	124,000	77,000	45,000
12,500	14,000	124,000	77,000	45,000
13,000	14,000	124,000	77,000	45,000
13,500	14,000	124,000	77,000	45,000
14,000	14,000	124,000	77,000	45,000
14,100	16,000	133,000	83,000	48,000
14,500	16,000	133,000	83,000	48,000
15,000	16,000	133,000	83,000	48,000
15,500	16,000	133,000	83,000	48,000
16,000	16,000	133,000	83,000	48,000
16,500	18,000	143,000	93,000	48,000
17,000	18,000	143,000	93,000	48,000
17,500	18,000	143,000	93,000	48,000
18,000	18,000	143,000	93,000	48,000
18,500	20,000	153,000	101,000	50,000
19,000	20,000	153,000	101,000	50,000
19,500	20,000	153,000	101,000	50,000
20,000	20,000	153,000	101,000	50,000

SuperV-Bohrer

SuperV-NX VHM-Hochleistungs-Kleinstbohrer ohne Innenkühlung



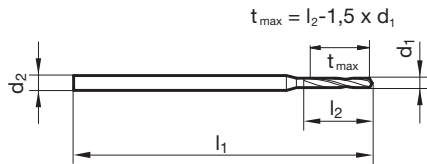
Katalog-Nr. 71998



P	M	K	N	S	H
●	○	●	○	○	

Arbeitsrichtwerte
Seite 34

- Ausspitzung $\geq \varnothing 0,500$
- Flächenanschliff
- Hauptschneidenform gerade
- geschliffener Schneidenabzug



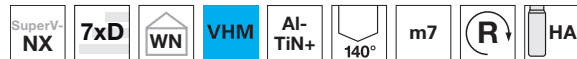
d1 mm	inch	d2 mm	l1 mm	l2 mm	d1 mm	inch	d2 mm	l1 mm	l2 mm
0,500		3,000	47,000	3,000	1,950		3,000	52,000	11,700
0,550		3,000	47,000	3,300	1,980	5/64	4,000	59,000	12,000
0,600		3,000	47,000	3,600	2,000		4,000	59,000	12,000
0,650		3,000	47,000	3,900	2,050		4,000	59,000	12,300
0,700		3,000	47,000	4,200	2,100		4,000	59,000	12,600
0,750		3,000	47,000	4,500	2,150		4,000	59,000	12,900
0,800		3,000	47,000	4,800	2,200		4,000	59,000	13,200
0,850		3,000	47,000	5,100	2,250		4,000	59,000	13,500
0,900		3,000	47,000	5,400	2,300		4,000	59,000	13,800
0,950		3,000	47,000	5,700	2,350		4,000	59,000	14,100
1,000		3,000	47,000	6,000	2,380	3/32	4,000	59,000	14,400
1,050		3,000	47,000	6,300	2,400		4,000	59,000	14,400
1,100		3,000	47,000	6,600	2,450		4,000	59,000	14,700
1,150		3,000	47,000	6,900	2,500		4,000	59,000	15,000
1,200		3,000	47,000	7,200	2,550		4,000	59,000	15,300
1,250		3,000	47,000	7,500	2,600		4,000	59,000	15,600
1,300		3,000	47,000	7,800	2,650		4,000	59,000	15,900
1,350		3,000	47,000	8,100	2,700		4,000	59,000	16,200
1,400		3,000	47,000	8,400	2,750		4,000	59,000	16,500
1,450		3,000	47,000	8,700	2,780	7/64	4,000	59,000	16,800
1,500		3,000	47,000	9,000	2,800		4,000	59,000	16,800
1,550		3,000	47,000	9,300	2,850		4,000	59,000	17,100
1,590	1/16	3,000	47,000	9,600	2,900		4,000	59,000	17,400
1,600		3,000	47,000	9,600	2,950		4,000	59,000	17,700
1,650		3,000	47,000	9,900	3,000		4,000	59,000	18,000
1,700		3,000	47,000	10,200					
1,750		3,000	47,000	10,500					
1,800		3,000	52,000	10,800					
1,850		3,000	52,000	11,100					
1,900		3,000	52,000	11,400					

SuperV-Bohrer

SuperV-NX VHM-Hochleistungs-Kleinstbohrer ohne Innenkühlung



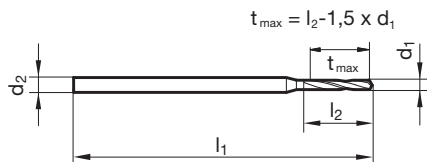
Katalog-Nr. 71999



P	M	K	N	S	H
●	○	●	○	○	

Arbeitsrichtwerte
Seite 34

- Ausspitzung $\geq \varnothing 0,500$
- Flächenanschliff
- Hauptschneidenform gerade
- geschliffener Schneidenabzug



d1 mm	inch	d2 mm	l1 mm	l2 mm
0,500		3,000	47,000	4,000
0,550		3,000	47,000	4,400
0,600		3,000	47,000	4,800
0,650		3,000	47,000	5,200
0,700		3,000	47,000	5,600
0,750		3,000	47,000	6,000
0,800		3,000	47,000	6,400
0,850		3,000	47,000	6,800
0,900		3,000	47,000	7,200
0,950		3,000	47,000	7,600
1,000		3,000	47,000	8,000
1,050		3,000	47,000	8,400
1,100		3,000	47,000	8,800
1,150		3,000	47,000	9,200
1,200		3,000	52,000	10,800
1,250		3,000	52,000	11,300
1,300		3,000	52,000	11,700
1,350		3,000	52,000	12,200
1,400		3,000	52,000	12,600
1,450		3,000	52,000	13,100
1,500		3,000	52,000	13,500
1,550		3,000	52,000	14,000
1,590	1/16	3,000	52,000	14,400
1,600		3,000	52,000	14,400
1,650		3,000	52,000	14,900
1,700		3,000	52,000	15,300
1,750		3,000	52,000	15,800
1,800		3,000	52,000	16,200
1,850		3,000	52,000	16,700
1,900		3,000	52,000	17,100

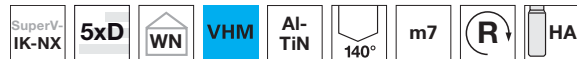
d1 mm	inch	d2 mm	l1 mm	l2 mm
1,950		3,000	52,000	17,600
1,980	5/64	4,000	63,000	18,000
2,000		4,000	63,000	18,000
2,050		4,000	63,000	18,500
2,100		4,000	63,000	18,900
2,150		4,000	63,000	19,400
2,200		4,000	63,000	19,800
2,250		4,000	63,000	20,300
2,300		4,000	63,000	20,700
2,350		4,000	63,000	21,200
2,380	3/32	4,000	63,000	21,600
2,400		4,000	63,000	21,600
2,450		4,000	63,000	22,100
2,500		4,000	63,000	22,500
2,550		4,000	63,000	23,000
2,600		4,000	67,000	23,400
2,650		4,000	67,000	23,900
2,700		4,000	67,000	24,300
2,750		4,000	67,000	24,800
2,780	7/64	4,000	67,000	25,200
2,800		4,000	67,000	25,200
2,850		4,000	67,000	25,700
2,900		4,000	67,000	26,100
2,950		4,000	67,000	26,600
3,000		4,000	67,000	27,000

SuperV-Bohrer

SuperV-NX VHM-Hochleistungs-Kleinstbohrer mit Innenkühlung



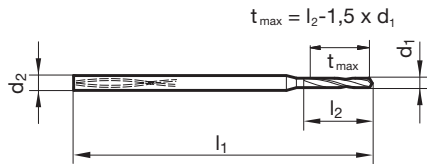
Katalog-Nr. 51997



P	M	K	N	S	H
●	●	●	○	○	

Arbeitsrichtwerte
Seite 34

- Ausspitzung $\geq \varnothing 1,400$
- Flächenanschliff
- Hauptschneidenform gerade
- geschliffener Schneidenabzug
- Kühlmitteldruck beachten (s. Diagramm „Kühlmittlempfehlungen“)



d1 mm	inch	d2 mm	l1 mm	l2 mm
1,400		4,000	52,000	11,000
1,450		4,000	52,000	12,000
1,500		4,000	52,000	12,000
1,550		4,000	52,000	12,000
1,590	1/16	4,000	52,000	13,000
1,600		4,000	52,000	13,000
1,650		4,000	52,000	13,000
1,700		4,000	56,000	14,000
1,750		4,000	56,000	14,000
1,800		4,000	56,000	14,000
1,850		4,000	56,000	15,000
1,900		4,000	56,000	15,000
1,950		4,000	56,000	16,000
1,980	5/64	4,000	56,000	16,000
2,000		4,000	56,000	16,000
2,050		4,000	56,000	16,000
2,100		4,000	62,000	17,000
2,150		4,000	62,000	17,000
2,200		4,000	62,000	18,000
2,250		4,000	62,000	18,000
2,300		4,000	62,000	18,000
2,350		4,000	62,000	19,000
2,380	3/32	4,000	62,000	19,000
2,400		4,000	62,000	19,000

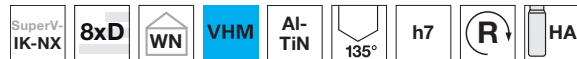
d1 mm	inch	d2 mm	l1 mm	l2 mm
2,450		4,000	62,000	20,000
2,500		4,000	62,000	20,000
2,550		4,000	62,000	20,000
2,600		4,000	66,000	21,000
2,650		4,000	66,000	21,000
2,700		4,000	66,000	22,000
2,750		4,000	66,000	22,000
2,780	7/64	4,000	66,000	22,000
2,800		4,000	66,000	22,000
2,850		4,000	66,000	23,000
2,900		4,000	66,000	23,000
2,950		4,000	66,000	24,000
3,000		4,000	66,000	24,000

SuperV-Bohrer

SuperV-NX VHM-Hochleistungs-Kleinstbohrer mit Innenkühlung



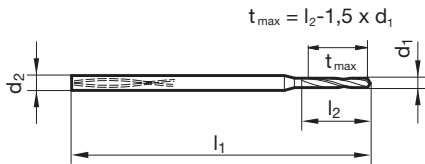
Katalog-Nr. 51998



P	M	K	N	S	H
●	●	●	○	○	

Arbeitsrichtwerte
Seite 34

- Ausspitzung $\geq \varnothing 1,400$
- Flächenanschliff
- Hauptschneidenform gerade
- geschliffener Schneidenabzug
- Kühlmitteldruck beachten (s. Diagramm „Kühlmittlempfehlungen“)



d1 mm	inch	d2 mm	l1 mm	l2 mm
1,400		4,000	52,000	15,000
1,450		4,000	52,000	16,000
1,500		4,000	52,000	17,000
1,550		4,000	52,000	17,000
1,590	1/16	4,000	52,000	18,000
1,600		4,000	52,000	18,000
1,650		4,000	52,000	18,000
1,700		4,000	56,000	19,000
1,750		4,000	56,000	19,000
1,800		4,000	56,000	20,000
1,850		4,000	56,000	20,000
1,900		4,000	56,000	21,000
1,950		4,000	56,000	21,000
1,980	5/64	4,000	56,000	22,000
2,000		4,000	56,000	22,000
2,050		4,000	56,000	23,000
2,100		4,000	62,000	23,000
2,150		4,000	62,000	24,000
2,200		4,000	62,000	24,000
2,250		4,000	62,000	25,000
2,300		4,000	62,000	25,000
2,350		4,000	62,000	26,000
2,380	3/32	4,000	62,000	26,000
2,400		4,000	62,000	26,000

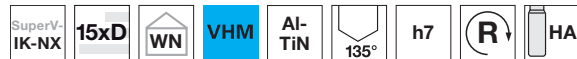
d1 mm	inch	d2 mm	l1 mm	l2 mm
2,450		4,000	62,000	27,000
2,500		4,000	62,000	28,000
2,550		4,000	62,000	28,000
2,600		4,000	66,000	29,000
2,650		4,000	66,000	29,000
2,700		4,000	66,000	30,000
2,750		4,000	66,000	30,000
2,780	7/64	4,000	66,000	31,000
2,800		4,000	66,000	31,000
2,850		4,000	66,000	31,000
2,900		4,000	66,000	32,000
2,950		4,000	66,000	32,000
3,000		4,000	66,000	33,000

SuperV-Bohrer

SuperV-NX VHM-Hochleistungs-Kleinstbohrer mit Innenkühlung

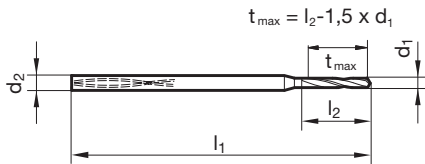


Katalog-Nr. 51999



P	M	K	N	S	H	Arbeitsrichtwerte Seite 34
●	●	●	○	○		

- Ausspitzung $\geq \varnothing 1,400$
- Flächenanschliff
- Kopfbeschichtung
- Hauptschneidenform gerade
- geschliffener Schneidenabzug
- Kühlmitteldruck beachten (s. Diagramm „Kühlmittlempfehlungen“)



d1 mm	inch	d2 mm	l1 mm	l2 mm
1,400		4,000	62,000	25,000
1,500		4,000	62,000	27,000
1,590	1/16	4,000	62,000	29,000
1,600		4,000	62,000	29,000
1,700		4,000	70,000	31,000
1,800		4,000	70,000	32,000
1,900		4,000	70,000	34,000
1,980	5/64	4,000	70,000	36,000
2,000		4,000	70,000	36,000
2,100		4,000	78,000	38,000
2,200		4,000	78,000	40,000
2,300		4,000	78,000	42,000

d1 mm	inch	d2 mm	l1 mm	l2 mm
2,380	3/32	4,000	78,000	44,000
2,400		4,000	78,000	44,000
2,500		4,000	78,000	45,000
2,600		4,000	87,000	47,000
2,700		4,000	87,000	48,000
2,780	7/64	4,000	87,000	50,000
2,800		4,000	87,000	50,000
2,900		4,000	87,000	52,000
3,000		4,000	87,000	54,000

SuperV-Bohrer

SuperV-M VHM-Universal-Kleinstbohrer



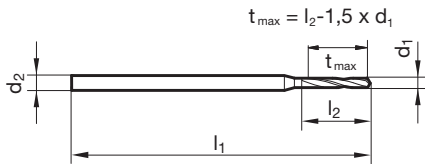
Katalog-Nr. 51720



P	M	K	N	S	H
•		•			

Arbeitsrichtwerte
Seite 34

- Ausspitzung $\geq \varnothing 0,800$
- Flächenanschliff
- Hauptschneidenform gerade



d1 mm	inch	d2 mm	l1 mm	l2 mm	d1 mm	inch	d2 mm	l1 mm	l2 mm
0,100		3,000	38,000	1,200	1,400		3,000	38,000	10,000
0,150		3,000	38,000	2,000	1,450		3,000	38,000	10,000
0,200		3,000	38,000	2,500	1,500		3,000	38,000	10,000
0,250		3,000	38,000	3,000	1,510		3,000	38,000	10,000
0,300		3,000	38,000	5,000	1,520		3,000	38,000	10,000
0,310		3,000	38,000	5,000	1,550		3,000	38,000	10,000
0,350		3,000	38,000	6,000	1,600		3,000	38,000	12,000
0,370		3,000	38,000	6,000	1,650		3,000	38,000	12,000
0,400		3,000	38,000	7,000	1,700		3,000	38,000	12,000
0,450		3,000	38,000	7,000	1,800		3,000	38,000	12,000
0,500		3,000	38,000	7,000	1,810		3,000	38,000	12,000
0,550		3,000	38,000	7,000	1,830		3,000	38,000	12,000
0,600		3,000	38,000	7,000	1,850		3,000	38,000	12,000
0,640		3,000	38,000	7,000	1,900		3,000	38,000	12,000
0,650		3,000	38,000	7,000	1,920		3,000	38,000	12,000
0,700		3,000	38,000	8,000	1,950		3,000	38,000	12,000
0,710		3,000	38,000	8,000	1,980	5/64	3,000	38,000	12,000
0,720		3,000	38,000	8,000	2,000		3,000	38,000	12,000
0,740		3,000	38,000	8,000	2,100		3,000	38,000	12,000
0,750		3,000	38,000	8,000	2,400		3,000	38,000	12,000
0,790	1/32	3,000	38,000	8,000	2,500		3,000	38,000	12,000
0,800		3,000	38,000	10,000	2,600		3,000	38,000	12,000
0,810		3,000	38,000	10,000	2,750		3,000	38,000	12,000
0,820		3,000	38,000	10,000	2,950		3,000	38,000	12,000
0,840		3,000	38,000	10,000	3,000		3,000	38,000	12,000
0,900		3,000	38,000	10,000					
0,910		3,000	38,000	10,000					
0,920		3,000	38,000	10,000					
0,930		3,000	38,000	10,000					
0,940		3,000	38,000	10,000					
0,950		3,000	38,000	10,000					
0,990		3,000	38,000	10,000					
1,000		3,000	38,000	10,000					
1,100		3,000	38,000	10,000					
1,150		3,000	38,000	10,000					
1,200		3,000	38,000	10,000					

SuperV-Bohrsysteme

SuperV-AP mini Wechselplattenhalter

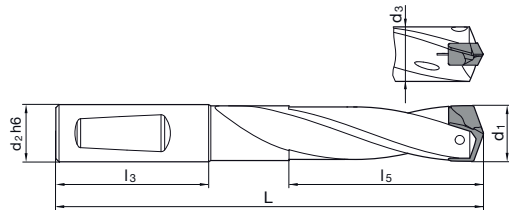


Katalog-Nr. 77007



Arbeitsrichtwerte Seite 36

- besonders hohe Verschleißfestigkeit
- optimierter Nutquerschnitt
- optimierter Kühlkanalaustritt
- Spanschrauben Katalog-Nr. 77020 enthalten
- Schraubendreher Katalog-Nr. 76021 enthalten



d1 mm	Code-Nr.	d2 h6 mm	d3 mm	L mm	l3 mm	l5 mm	Größe
11,00-11,49	11,000	12,000	10,700	84,000	45,000	19,300	110
11,50-11,99	11,500	12,000	11,200	85,000	45,000	20,100	115
12,00-12,49	12,000	12,000	11,700	87,000	45,000	21,000	120
12,50-12,99	12,500	14,000	12,200	89,000	45,000	21,900	125
13,00-13,49	13,000	14,000	12,700	90,000	45,000	22,600	130
13,50-13,99	13,500	14,000	13,200	92,000	45,000	23,600	135
14,00-14,49	14,000	14,000	13,700	93,000	45,000	24,500	140
14,50-14,99	14,500	16,000	14,200	98,000	48,000	25,300	145
15,00-15,49	15,000	16,000	14,700	100,000	48,000	26,100	150
15,50-15,99	15,500	16,000	15,200	101,000	48,000	27,000	155
16,00-16,49	16,000	16,000	15,700	102,000	48,000	27,800	160
16,50-16,99	16,500	18,000	16,200	105,000	48,000	28,700	165
17,00-17,49	17,000	18,000	16,700	106,000	48,000	29,600	170
17,50-17,99	17,500	18,000	17,200	107,000	48,000	30,400	175
18,00-18,49	18,000	18,000	17,700	109,000	48,000	31,200	180
18,50-18,99	18,500	20,000	18,200	113,000	50,000	32,100	185
19,00-19,49	19,000	20,000	18,700	114,000	50,000	32,900	190
19,50-19,99	19,500	20,000	19,200	116,000	50,000	33,700	195
20,00-20,49	20,000	20,000	19,700	117,000	50,000	34,600	200
20,50-20,99	20,500	25,000	20,200	128,000	56,000	35,500	205
21,00-21,49	21,000	25,000	20,700	129,000	56,000	36,400	210
21,50-21,99	21,500	25,000	21,200	130,000	56,000	37,200	215
22,00-22,49	22,000	25,000	21,700	131,000	56,000	38,000	220
22,50-22,99	22,500	25,000	22,200	134,000	56,000	38,900	225
23,00-23,49	23,000	25,000	22,700	135,000	56,000	39,800	230
23,50-23,99	23,500	25,000	23,200	137,000	56,000	40,600	235
24,00-24,49	24,000	25,000	23,700	138,000	56,000	41,500	240
24,50-24,99	24,500	25,000	24,200	140,000	56,000	42,300	245
25,00-25,49	25,000	25,000	24,700	142,000	56,000	43,200	250
25,50-25,99	25,500	32,000	25,200	148,000	60,000	44,000	255
26,00-26,49	26,000	32,000	25,700	151,000	60,000	44,300	260
26,50-26,99	26,500	32,000	26,200	153,000	60,000	45,100	265
27,00-27,49	27,000	32,000	26,700	155,000	60,000	46,000	270
27,50-27,99	27,500	32,000	27,200	156,000	60,000	46,800	275
28,00-28,49	28,000	32,000	27,700	157,000	60,000	47,700	280
28,50-28,99	28,500	32,000	28,200	159,000	60,000	48,500	285
29,00-29,49	29,000	32,000	28,700	161,000	60,000	49,400	290
29,50-29,99	29,500	32,000	29,200	162,000	60,000	50,200	295
30,00-30,49	30,000	32,000	29,700	164,000	60,000	50,900	300
30,50-30,99	30,500	32,000	30,200	166,000	60,000	51,700	305
31,00-31,49	31,000	32,000	30,700	167,000	60,000	52,600	310
31,50-31,99	31,500	32,000	31,200	168,000	60,000	53,400	315
32,00-32,99	32,000	32,000	31,700	172,000	60,000	55,100	320
33,00-33,99	33,000	32,000	32,700	175,000	60,000	56,800	330
34,00-34,99	34,000	32,000	33,700	178,000	60,000	58,500	340
35,00-35,99	35,000	32,000	34,700	181,000	60,000	60,200	350
36,00-36,99	36,000	32,000	35,700	184,000	60,000	61,800	360
37,00-37,99	37,000	32,000	36,700	188,000	60,000	63,500	370
38,00-38,99	38,000	32,000	37,700	191,000	60,000	65,200	380
39,00-40,00	39,000	32,000	38,700	194,000	60,000	66,900	390

SuperV-Bohrsysteme

SuperV-AP mini Wechselplattenhalter

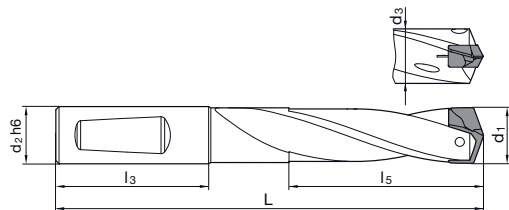


Katalog-Nr. 77000



Arbeitsrichtwerte Seite 38

- besonders hohe Verschleißfestigkeit
- optimierter Nutquerschnitt
- optimierter Kühlkanalaustritt
- Spannschrauben Katalog-Nr. 77020 enthalten
- Schraubendreher Katalog-Nr. 76021 enthalten



d1 mm	Code-Nr.	d2 h6 mm	d3 mm	L mm	l3 mm	l5 mm	Größe
11,00-11,49	11,000	12,000	10,700	101,000	45,000	36,600	110
11,50-11,99	11,500	12,000	11,200	103,000	45,000	38,100	115
12,00-12,49	12,000	12,000	11,700	106,000	45,000	39,700	120
12,50-12,99	12,500	14,000	12,200	108,000	45,000	41,300	125
13,00-13,49	13,000	14,000	12,700	110,000	45,000	42,900	130
13,50-13,99	13,500	14,000	13,200	113,000	45,000	44,600	135
14,00-14,49	14,000	14,000	13,700	115,000	45,000	46,200	140
14,50-14,99	14,500	16,000	14,200	120,000	48,000	47,800	145
15,00-15,49	15,000	16,000	14,700	123,000	48,000	49,300	150
15,50-15,99	15,500	16,000	15,200	125,000	48,000	50,900	155
16,00-16,49	16,000	16,000	15,700	127,000	48,000	52,900	160
16,50-16,99	16,500	18,000	16,200	130,000	48,000	54,100	165
17,00-17,49	17,000	18,000	16,700	132,000	48,000	55,800	170
17,50-17,99	17,500	18,000	17,200	134,000	48,000	57,400	175
18,00-18,49	18,000	18,000	17,700	137,000	48,000	58,900	180
18,50-18,99	18,500	20,000	18,200	141,000	50,000	60,500	185
19,00-19,49	19,000	20,000	18,700	143,000	50,000	62,100	190
19,50-19,99	19,500	20,000	19,200	146,000	50,000	63,700	195
20,00-20,49	20,000	20,000	19,700	148,000	50,000	65,300	200
20,50-20,99	20,500	25,000	20,200	159,000	56,000	67,000	205
21,00-21,49	21,000	25,000	20,700	161,000	56,000	68,600	210
21,50-21,99	21,500	25,000	21,200	163,000	56,000	70,100	215
22,00-22,49	22,000	25,000	21,700	165,000	56,000	71,700	220
22,50-22,99	22,500	25,000	22,200	168,000	56,000	73,300	225
23,00-23,49	23,000	25,000	22,700	170,000	56,000	74,900	230
23,50-23,99	23,500	25,000	23,200	173,000	56,000	76,500	235
24,00-24,49	24,000	25,000	23,700	175,000	56,000	78,100	240
24,50-24,99	24,500	25,000	24,200	177,000	56,000	79,700	245
25,00-25,49	25,000	25,000	24,700	180,000	56,000	81,300	250
25,50-25,99	25,500	32,000	25,200	187,000	60,000	82,900	255
26,00-26,49	26,000	32,000	25,700	191,000	60,000	84,000	260
26,50-26,99	26,500	32,000	26,200	193,000	60,000	86,100	265
27,00-27,49	27,000	32,000	26,700	196,000	60,000	87,200	270
27,50-27,99	27,500	32,000	27,200	198,000	60,000	88,900	275
28,00-28,49	28,000	32,000	27,700	200,000	60,000	90,400	280
28,50-28,99	28,500	32,000	28,200	202,000	60,000	92,500	285
29,00-29,49	29,000	32,000	28,700	205,000	60,000	94,600	290
29,50-29,99	29,500	32,000	29,200	207,000	60,000	95,100	295
30,00-30,49	30,000	32,000	29,700	210,000	60,000	96,700	300
30,50-30,99	30,500	32,000	30,200	212,000	60,000	98,300	305
31,00-31,49	31,000	32,000	30,700	214,000	60,000	99,800	310
31,50-31,99	31,500	32,000	31,200	216,000	60,000	101,400	315
32,00-32,99	32,000	32,000	31,700	221,000	60,000	104,600	320
33,00-33,99	33,000	32,000	32,700	226,000	60,000	107,800	330
34,00-34,99	34,000	32,000	33,700	230,000	60,000	111,000	340
35,00-35,99	35,000	32,000	34,700	235,000	60,000	114,200	350
36,00-36,99	36,000	32,000	35,700	240,000	60,000	117,300	360
37,00-37,99	37,000	32,000	36,700	245,000	60,000	120,500	370
38,00-38,99	38,000	32,000	37,700	249,000	60,000	123,700	380
39,00-40,00	39,000	32,000	38,700	254,000	60,000	126,900	390

SuperV-Bohrsysteme

SuperV-AP mini Wechselplattenhalter

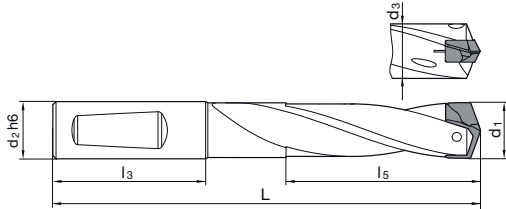


Katalog-Nr. 77001



Arbeitsrichtwerte Seite 40

- besonders hohe Verschleißfestigkeit
- optimierter Nutquerschnitt
- optimierter Kühlkanalaustritt
- Spanschrauben Katalog-Nr. 77020 enthalten
- Schraubendreher Katalog-Nr. 76021 enthalten



d1 mm	Code-Nr.	d2 h6 mm	d3 mm	L mm	l3 mm	l5 mm	Größe
11,00-11,49	11,000	12,000	10,700	124,000	45,000	59,600	110
11,50-11,99	11,500	12,000	11,200	127,000	45,000	62,100	115
12,00-12,49	12,000	12,000	11,700	131,000	45,000	64,700	120
12,50-12,99	12,500	14,000	12,200	134,000	45,000	67,300	125
13,00-13,49	13,000	14,000	12,700	137,000	45,000	69,900	130
13,50-13,99	13,500	14,000	13,200	141,000	45,000	72,600	135
14,00-14,49	14,000	14,000	13,700	144,000	45,000	75,200	140
14,50-14,99	14,500	16,000	14,200	150,000	48,000	77,800	145
15,00-15,49	15,000	16,000	14,700	154,000	48,000	80,300	150
15,50-15,99	15,500	16,000	15,200	157,000	48,000	82,900	155
16,00-16,49	16,000	16,000	15,700	160,000	48,000	85,900	160
16,50-16,99	16,500	18,000	16,200	164,000	48,000	88,100	165
17,00-17,49	17,000	18,000	16,700	167,000	48,000	90,800	170
17,50-17,99	17,500	18,000	17,200	170,000	48,000	93,400	175
18,00-18,49	18,000	18,000	17,700	174,000	48,000	95,900	180
18,50-18,99	18,500	20,000	18,200	179,000	50,000	98,500	185
19,00-19,49	19,000	20,000	18,700	182,000	50,000	101,100	190
19,50-19,99	19,500	20,000	19,200	186,000	50,000	103,700	195
20,00-20,49	20,000	20,000	19,700	189,000	50,000	106,300	200
20,50-20,99	20,500	25,000	20,200	201,000	56,000	109,000	205
21,00-21,49	21,000	25,000	20,700	204,000	56,000	111,600	210
21,50-21,99	21,500	25,000	21,200	207,000	56,000	114,100	215
22,00-22,49	22,000	25,000	21,700	210,000	56,000	116,700	220
22,50-22,99	22,500	25,000	22,200	214,000	56,000	119,300	225
23,00-23,49	23,000	25,000	22,700	217,000	56,000	121,900	230
23,50-23,99	23,500	25,000	23,200	221,000	56,000	124,500	235
24,00-24,49	24,000	25,000	23,700	224,000	56,000	127,100	240
24,50-24,99	24,500	25,000	24,200	227,000	56,000	129,700	245
25,00-25,49	25,000	25,000	24,700	231,000	56,000	132,300	250
25,50-25,99	25,500	32,000	25,200	239,000	60,000	134,900	255
26,00-26,49	26,000	32,000	25,700	244,000	60,000	137,000	260
26,50-26,99	26,500	32,000	26,200	247,000	60,000	140,000	265
27,00-27,49	27,000	32,000	26,700	251,000	60,000	142,200	270
27,50-27,99	27,500	32,000	27,200	254,000	60,000	144,800	275
28,00-28,49	28,000	32,000	27,700	257,000	60,000	147,400	280
28,50-28,99	28,500	32,000	28,200	260,000	60,000	150,400	285
29,00-29,49	29,000	32,000	28,700	264,000	60,000	153,500	290
30,00-30,49	30,000	32,000	29,700	271,000	60,000	157,600	300
30,50-30,99	30,500	32,000	30,200	274,000	60,000	160,200	305
31,00-31,49	31,000	32,000	30,700	277,000	60,000	162,800	310
31,50-31,99	31,500	32,000	31,200	280,000	60,000	165,400	315
32,00-32,99	32,000	32,000	31,700	287,000	60,000	170,600	320
33,00-33,99	33,000	32,000	32,700	294,000	60,000	175,800	330
34,00-34,99	34,000	32,000	33,700	300,000	60,000	181,000	340
35,00-35,99	35,000	32,000	34,700	307,000	60,000	186,200	350
36,00-36,99	36,000	32,000	35,700	314,000	60,000	191,300	360
37,00-37,99	37,000	32,000	36,700	321,000	60,000	196,500	370
38,00-38,99	38,000	32,000	37,700	327,000	60,000	201,700	380
39,00-40,00	39,000	32,000	38,700	334,000	60,000	206,900	390

SuperV-Bohrsysteme

SuperV-AP mini Wechselsplattenhalter

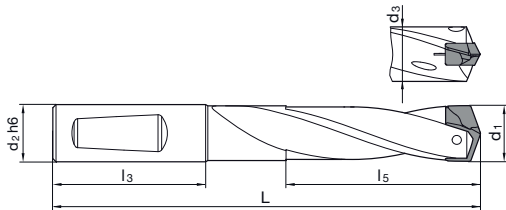


Katalog-Nr. 77003



Arbeitsrichtwerte Seite 42

- besonders hohe Verschleißfestigkeit
- optimierter Nutquerschnitt
- optimierter Kühlkanalaustritt
- Spanschrauben Katalog-Nr. 77020 enthalten
- Schraubendreher Katalog-Nr. 76021 enthalten



d1 mm	Code-Nr.	d2 h6 mm	d3 mm	L mm	l3 mm	l5 mm	Größe
11,00-11,49	11,000	12,000	10,700	147,000	45,000	82,600	110
11,50-11,99	11,500	12,000	11,200	151,000	45,000	86,100	115
12,00-12,49	12,000	12,000	11,700	156,000	45,000	89,700	120
12,50-12,99	12,500	14,000	12,200	160,000	45,000	93,300	125
13,00-13,49	13,000	14,000	12,700	164,000	45,000	96,900	130
13,50-13,99	13,500	14,000	13,200	169,000	45,000	100,600	135
14,00-14,49	14,000	14,000	13,700	173,000	45,000	104,200	140
14,50-14,99	14,500	16,000	14,200	180,000	48,000	107,800	145
15,00-15,49	15,000	16,000	14,700	185,000	48,000	111,300	150
15,50-15,99	15,500	16,000	15,200	189,000	48,000	114,900	155
16,00-16,49	16,000	16,000	15,700	193,000	48,000	118,900	160
16,50-16,99	16,500	18,000	16,200	198,000	48,000	122,100	165
17,00-17,49	17,000	18,000	16,700	202,000	48,000	125,800	170
17,50-17,99	17,500	18,000	17,200	206,000	48,000	129,400	175
18,00-18,49	18,000	18,000	17,700	211,000	48,000	132,900	180
18,50-18,99	18,500	20,000	18,200	217,000	50,000	136,500	185
19,00-19,49	19,000	20,000	18,700	221,000	50,000	140,100	190
19,50-19,99	19,500	20,000	19,200	226,000	50,000	143,700	195
20,00-20,49	20,000	20,000	19,700	230,000	50,000	147,300	200
20,50-20,99	20,500	25,000	20,200	243,000	56,000	151,000	205
21,00-21,49	21,000	25,000	20,700	247,000	56,000	154,600	210
21,50-21,99	21,500	25,000	21,200	251,000	56,000	158,100	215
22,00-22,49	22,000	25,000	21,700	255,000	56,000	161,700	220
22,50-22,99	22,500	25,000	22,200	260,000	56,000	165,300	225
23,00-23,49	23,000	25,000	22,700	264,000	56,000	168,900	230
23,50-23,99	23,500	25,000	23,200	269,000	56,000	172,500	235
24,00-24,49	24,000	25,000	23,700	273,000	56,000	176,100	240
24,50-24,99	24,500	25,000	24,200	277,000	56,000	179,700	245
25,00-25,49	25,000	25,000	24,700	282,000	56,000	183,300	250
25,50-25,99	25,500	32,000	25,200	291,000	60,000	186,900	255
26,00-26,49	26,000	32,000	25,700	297,000	60,000	190,000	260
26,50-26,99	26,500	32,000	26,200	301,000	60,000	194,000	265
27,00-27,49	27,000	32,000	26,700	306,000	60,000	197,200	270
27,50-27,99	27,500	32,000	27,200	310,000	60,000	200,800	275
28,00-28,49	28,000	32,000	27,700	314,000	60,000	204,400	280
28,50-28,99	28,500	32,000	28,200	318,000	60,000	208,400	285
29,00-29,49	29,000	32,000	28,700	323,000	60,000	212,500	290
29,50-29,99	29,500	32,000	29,200	327,000	60,000	215,100	295
30,00-30,49	30,000	32,000	29,700	332,000	60,000	218,600	300
30,50-30,99	30,500	32,000	30,200	336,000	60,000	222,200	305
31,00-31,49	31,000	32,000	30,700	340,000	60,000	225,800	310
31,50-31,99	31,500	32,000	31,200	344,000	60,000	229,400	315
33,00-33,99	33,000	32,000	32,700	362,000	60,000	244,600	330
36,00-36,99	36,000	32,000	35,700	387,000	60,000	265,800	360
39,00-40,00	39,000	32,000	38,700	413,000	60,000	287,400	390

SuperV-Bohrsysteme

SuperV-AP mini Wechselplattenhalter

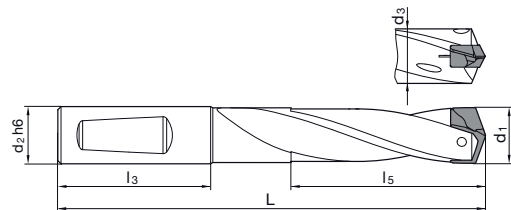


Katalog-Nr. 77004



Arbeitsrichtwerte Seite 44

- besonders hohe Verschleißfestigkeit
- optimierter Nutquerschnitt
- optimierter Kühlkanalaustritt
- Spanschrauben Katalog-Nr. 77020 enthalten
- Schraubendreher Katalog-Nr. 76021 enthalten



d1 mm	Code-Nr.	d2 h6 mm	d3 mm	L mm	l3 mm	l5 mm	Größe
11,00-11,49	11,000	12,000	10,700	182,000	45,000	117,100	110
11,50-11,99	11,500	12,000	11,200	187,000	45,000	122,100	115
12,00-12,49	12,000	12,000	11,700	194,000	45,000	127,200	120
12,50-12,99	12,500	14,000	12,200	199,000	45,000	132,300	125
13,00-13,49	13,000	14,000	12,700	205,000	45,000	137,500	130
13,50-13,99	13,500	14,000	13,200	211,000	45,000	142,500	135
14,00-14,49	14,000	14,000	13,700	217,000	45,000	147,700	140
14,50-14,99	14,500	16,000	14,200	225,000	48,000	152,800	145
15,00-15,49	15,000	16,000	14,700	232,000	48,000	157,800	150
15,50-15,99	15,500	16,000	15,200	237,000	48,000	162,900	155
16,00-16,49	16,000	16,000	15,700	243,000	48,000	168,000	160
16,50-16,99	16,500	18,000	16,200	249,000	48,000	170,000	165
17,00-17,49	17,000	18,000	16,700	255,000	48,000	178,300	170
17,50-17,99	17,500	18,000	17,200	260,000	48,000	183,500	175
18,00-18,49	18,000	18,000	17,700	267,000	48,000	188,400	180
18,50-18,99	18,500	20,000	18,200	274,000	50,000	193,500	185
19,00-19,49	19,000	20,000	18,700	280,000	50,000	198,700	190
19,50-19,99	19,500	20,000	19,200	286,000	50,000	203,700	195
20,00-20,49	20,000	20,000	19,700	292,000	50,000	208,900	200
20,50-20,99	20,500	25,000	20,200	306,000	56,000	214,000	205
21,00-21,49	21,000	25,000	20,700	312,000	56,000	219,100	210
21,50-21,99	21,500	25,000	21,200	317,000	56,000	224,200	215
22,00-22,49	22,000	25,000	21,700	323,000	56,000	229,300	220
22,50-22,99	22,500	25,000	22,200	329,000	56,000	234,400	225
23,00-23,49	23,000	25,000	22,700	335,000	56,000	239,500	230
23,50-23,99	23,500	25,000	23,200	341,000	56,000	244,600	235
24,00-24,49	24,000	25,000	23,700	347,000	56,000	249,700	240
24,50-24,99	24,500	25,000	24,200	352,000	56,000	254,800	245
25,00-25,49	25,000	25,000	24,700	359,000	56,000	259,900	250
25,50-25,99	25,500	32,000	25,200	369,000	60,000	265,000	255
26,00-26,49	26,000	32,000	25,700	377,000	60,000	270,000	260
26,50-26,99	26,500	32,000	26,200	382,000	60,000	275,000	265
27,00-27,49	27,000	32,000	26,700	388,000	60,000	280,100	270
27,50-27,99	27,500	32,000	27,200	394,000	60,000	285,200	275
28,00-28,49	28,000	32,000	27,700	400,000	60,000	290,300	280
28,50-28,99	28,500	32,000	28,200	405,000	60,000	295,400	285
29,00-29,49	29,000	32,000	28,700	412,000	60,000	300,500	290
29,50-29,99	29,500	32,000	29,200	418,000	60,000	305,600	295
30,00-30,49	30,000	32,000	29,700	424,000	60,000	310,600	300
30,50-30,99	30,500	32,000	30,200	429,000	60,000	315,700	305
31,00-31,49	31,000	32,000	30,700	435,000	60,000	320,800	310
31,50-31,99	31,500	32,000	31,200	441,000	60,000	325,900	315

SuperV-Bohrsysteme

SuperV-AP mini Wechselplatte



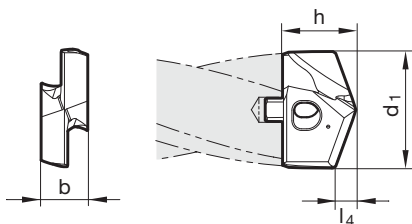
Katalog-Nr. 67011



P	M	K	N	S	H
●		○			

Arbeitsrichtwerte
Seite 36-44

- Ausspitzung $\geq \varnothing 11,000$
- Flächenanschliff
- Hauptschneidenform gerade (durch Korrektur)
- Spannschrauben Katalog-Nr. 77020 enthalten



d1 mm	d1 inch	Code-Nr.	l4 mm	b mm	h mm	Größe
11,000		11,000	2,100	4,500	7,500	110
11,200		11,200	2,100	4,500	7,500	110
11,500		11,500	2,100	4,500	7,500	115
11,510	29/64	11,510	2,100	4,500	7,500	115
11,700		11,700	2,200	4,500	7,500	115
11,800		11,800	2,200	4,500	7,500	115
11,910	15/32	11,910	2,200	4,500	7,500	115
12,000		12,000	2,200	5,000	7,700	120
12,100		12,100	2,300	5,000	7,700	120
12,200		12,200	2,300	5,000	7,700	120
12,300	31/64	12,300	2,300	5,000	7,700	120
12,500		12,500	2,300	5,000	7,700	125
12,600		12,600	2,300	5,000	7,700	125
12,700	1/2	12,700	2,400	5,000	7,700	125
12,800		12,800	2,400	5,000	7,700	125
12,900		12,900	2,400	5,000	7,700	125
13,000		13,000	2,400	5,500	8,500	130
13,100	33/64	13,100	2,400	5,500	8,500	130
13,490	17/32	13,490	2,500	5,500	8,500	130
13,500		13,500	2,500	5,500	8,500	135
13,600		13,600	2,500	5,500	8,500	135
13,700		13,700	2,500	5,500	8,500	135
13,800		13,800	2,600	5,500	8,500	135
13,890	35/64	13,890	2,600	5,500	8,500	135
14,000		14,000	2,600	6,000	9,600	140
14,100		14,100	2,600	6,000	9,600	140
14,290	9/16	14,290	2,700	6,000	9,600	140
14,400		14,400	2,700	6,000	9,600	140
14,500		14,500	2,700	6,000	9,600	145
14,600		14,600	2,700	6,000	9,600	145
14,680	37/64	14,680	2,700	6,000	9,600	145
14,700		14,700	2,700	6,000	9,600	145
14,800		14,800	2,700	6,000	9,600	145
15,000		15,000	2,800	6,000	9,800	150
15,080	19/32	15,080	2,800	6,000	9,800	150
15,100		15,100	2,800	6,000	9,800	150
15,200		15,200	2,800	6,000	9,800	150
15,300		15,300	2,800	6,000	9,800	150
15,480	39/64	15,480	2,900	6,000	9,800	150
15,500		15,500	2,900	6,000	9,800	155
15,600		15,600	2,900	6,000	9,800	155
15,700		15,700	2,900	6,000	9,800	155
15,800		15,800	2,900	6,000	9,800	155
15,870	5/8	15,870	2,900	6,000	9,800	155
16,000		16,000	3,000	7,000	11,000	160
16,270	41/64	16,270	3,000	7,000	11,000	160
16,500		16,500	3,100	7,000	11,000	165
16,670	21/32	16,670	3,100	7,000	11,000	165

d1 mm	d1 inch	Code-Nr.	l4 mm	b mm	h mm	Größe
17,000		17,000	3,100	7,000	11,000	170
17,070	43/64	17,070	3,200	7,000	11,000	170
17,250		17,250	3,200	7,000	11,000	170
17,460	11/16	17,460	3,200	7,000	11,000	170
17,500		17,500	3,200	7,000	11,000	175
17,600		17,600	3,300	7,000	11,000	175
17,860	45/64	17,860	3,300	7,000	11,000	175
18,000		18,000	3,300	8,000	12,600	180
18,260	23/32	18,260	3,400	8,000	12,600	180
18,500		18,500	3,400	8,000	12,600	185
18,650	47/64	18,650	3,400	8,000	12,600	185
19,000		19,000	3,500	8,000	12,600	190
19,050	3/4	19,050	3,500	8,000	12,600	190
19,250		19,250	3,600	8,000	12,600	190
19,450	49/64	19,450	3,600	8,000	12,600	190
19,500		19,500	3,600	8,000	12,600	195
19,600		19,600	3,600	8,000	12,600	195
19,840	25/32	19,840	3,700	8,000	12,600	195
20,000		20,000	3,700	9,000	13,900	200
20,240	51/64	20,240	3,700	9,000	13,900	200
20,500		20,500	3,800	9,000	13,900	205
20,640	13/16	20,640	3,800	9,000	13,900	205
21,000		21,000	3,900	9,000	13,900	210
21,030	53/64	21,030	3,900	9,000	13,900	210
21,100		21,100	3,900	9,000	13,900	210
21,430	27/32	21,430	3,900	9,000	13,900	210
21,500		21,500	4,000	9,000	13,900	215
21,830	55/64	21,830	4,000	9,000	13,900	215
22,000		22,000	4,100	10,000	15,300	220
22,220	7/8	22,220	4,100	10,000	15,300	220
22,500		22,500	4,100	10,000	15,300	225
22,620	57/64	22,620	4,200	10,000	15,300	225
23,000		23,000	4,200	10,000	15,300	230
23,020	29/32	23,020	4,200	10,000	15,300	230
23,420	59/64	23,420	4,300	10,000	15,300	230
23,500		23,500	4,300	10,000	15,300	235
23,810	15/16	23,810	4,400	10,000	15,300	235
24,000		24,000	4,400	11,000	15,800	240
24,100		24,100	4,400	11,000	15,800	240
24,210	61/64	24,210	4,500	11,000	15,800	240
24,500		24,500	4,500	11,000	15,800	245
24,610	31/32	24,610	4,500	11,000	15,800	245
25,000	63/64	25,000	4,600	11,000	15,800	250
25,250		25,250	4,600	11,000	15,800	250
25,400	1	25,400	4,700	11,000	15,800	250
25,500		25,500	4,700	11,000	15,800	255
25,650		25,650	4,700	11,000	15,800	255
25,670		25,670	4,700	11,000	15,800	255
25,700		25,700	4,700	11,000	15,800	255
25,810		25,810	4,700	11,000	15,800	255
26,000		26,000	4,800	12,000	20,000	260
26,190	1 1/32	26,190	4,800	12,000	20,000	260
26,500		26,500	4,900	12,000	20,000	265
26,590	1 3/64	26,590	4,900	12,000	20,000	265
27,000		27,000	5,000	12,000	20,000	270
27,500		27,500	5,100	12,000	20,000	275
27,700		27,700	5,100	12,000	20,000	275
27,780	1 3/32	27,780	5,100	12,000	20,000	275
28,000		28,000	5,100	13,000	20,700	280
28,180	1 7/64	28,180	5,200	13,000	20,700	280
28,500		28,500	5,200	13,000	20,700	285
28,580		28,580	5,300	13,000	20,700	285
29,000		29,000	5,300	13,000	20,700	290
29,370	1 5/32	29,370	5,400	13,000	20,700	290
29,500		29,500	5,400	13,000	20,700	295
29,600		29,600	5,400	13,000	20,700	295
29,770	1 11/64	29,770	5,500	13,000	20,700	295
30,000		30,000	5,500	14,000	22,300	300
30,160	1 3/16	30,160	5,500	14,000	22,300	300
30,500		30,500	5,600	14,000	22,300	305
30,960	1 7/32	30,960	5,700	14,000	22,300	305
31,000		31,000	5,700	14,000	22,300	310

d1 mm	d1 inch	Code-Nr.	l4 mm	b mm	h mm	Größe
31,500		31,500	5,800	14,000	22,300	315
31,750	1 1/4	31,750	5,800	14,000	22,300	315
32,000		32,000	5,900	15,000	23,100	320
32,500		32,500	6,000	15,000	23,100	320
32,540	1 9/32	32,540	6,000	15,000	23,100	320
32,940	1 19/64	32,940	6,000	15,000	23,100	320
33,000		33,000	6,100	15,000	23,100	330
33,340	1 5/16	33,340	6,100	15,000	23,100	330
33,500		33,500	6,100	15,000	23,100	330
34,000		34,000	6,200	15,000	23,100	340
34,130	1 11/32	34,130	6,300	15,000	23,100	340
34,500		34,500	6,300	15,000	23,100	340
34,930		34,930	6,400	15,000	23,100	340
35,000		35,000	6,400	15,000	23,100	350
35,500		35,500	6,500	15,000	23,100	350
35,720	1 13/32	35,720	6,600	15,000	23,100	350
36,000		36,000	6,600	16,000	23,900	360
36,500		36,500	6,700	16,000	23,900	360
36,510	1 7/16	36,510	6,700	16,000	23,900	360
37,000		37,000	6,800	16,000	23,900	370
37,310	1 15/32	37,310	6,800	16,000	23,900	370
37,500		37,500	6,900	16,000	23,900	370
38,000		38,000	7,000	16,000	23,900	380
38,100	1 1/2	38,100	7,000	16,000	23,900	380
38,500	1 33/64	38,500	7,100	16,000	23,900	380
39,000		39,000	7,100	16,000	23,900	390
39,500		39,500	7,200	16,000	23,900	390
40,000		40,000	7,300	16,000	23,900	400

SuperV-Bohrsysteme

SuperV-AP mini Wechselplatte



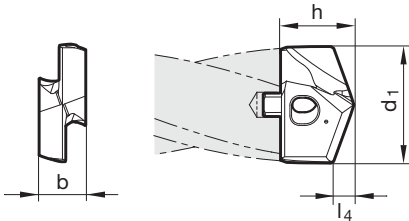
Katalog-Nr. 67012



P	M	K	N	S	H
	●	○		○	

Arbeitsrichtwerte
Seite 36-44

- Ausspitzung $\geq \varnothing 11,000$
- Kegelmantelschliff
- Hauptschneidenform gerade (durch Korrektur)
- Spannschrauben Katalog-Nr. 77020 enthalten



d1 mm	d1 inch	Code-Nr.	l4 mm	b mm	h mm	Größe
11,000		11,000	2,100	4,500	7,500	110
11,200		11,200	2,100	4,500	7,500	110
11,500		11,500	2,100	4,500	7,500	115
11,510	29/64	11,510	2,100	4,500	7,500	115
11,700		11,700	2,200	4,500	7,500	115
11,800		11,800	2,200	4,500	7,500	115
11,910	15/32	11,910	2,200	4,500	7,500	115
12,000		12,000	2,200	5,000	7,700	120
12,100		12,100	2,300	5,000	7,700	120
12,200		12,200	2,300	5,000	7,700	120
12,300	31/64	12,300	2,300	5,000	7,700	120
12,500		12,500	2,300	5,000	7,700	125
12,600		12,600	2,300	5,000	7,700	125
12,700	1/2	12,700	2,400	5,000	7,700	125
12,800		12,800	2,400	5,000	7,700	125
12,900		12,900	2,400	5,000	7,700	125
13,000		13,000	2,400	5,500	8,500	130
13,100	33/64	13,100	2,400	5,500	8,500	130
13,490	17/32	13,490	2,500	5,500	8,500	130
13,500		13,500	2,500	5,500	8,500	135
13,600		13,600	2,500	5,500	8,500	135
13,700		13,700	2,500	5,500	8,500	135
13,800		13,800	2,600	5,500	8,500	135
13,890	35/64	13,890	2,600	5,500	8,500	135
14,000		14,000	2,600	6,000	9,600	140
14,100		14,100	2,600	6,000	9,600	140
14,290	9/16	14,290	2,700	6,000	9,600	140
14,400		14,400	2,700	6,000	9,600	140
14,500		14,500	2,700	6,000	9,600	145
14,600		14,600	2,700	6,000	9,600	145
14,700		14,700	2,700	6,000	9,600	145
14,800		14,800	2,700	6,000	9,600	145
15,000		15,000	2,800	6,000	9,800	150
15,080	19/32	15,080	2,800	6,000	9,800	150
15,100		15,100	2,800	6,000	9,800	150
15,200		15,200	2,800	6,000	9,800	150
15,300		15,300	2,800	6,000	9,800	150
15,500		15,500	2,900	6,000	9,800	155
15,600		15,600	2,900	6,000	9,800	155
15,700		15,700	2,900	6,000	9,800	155
15,800		15,800	2,900	6,000	9,800	155
15,870	5/8	15,870	2,900	6,000	9,800	155
16,000		16,000	3,000	7,000	11,000	160
16,270	41/64	16,270	3,000	7,000	11,000	160
16,500		16,500	3,100	7,000	11,000	165
16,670	21/32	16,670	3,100	7,000	11,000	165
17,000		17,000	3,100	7,000	11,000	170
17,070	43/64	17,070	3,200	7,000	11,000	170

d1 mm	d1 inch	Code-Nr.	l4 mm	b mm	h mm	Größe
17,250		17,250	3,200	7,000	11,000	170
17,460	11/16	17,460	3,200	7,000	11,000	170
17,500		17,500	3,200	7,000	11,000	175
17,600		17,600	3,300	7,000	11,000	175
17,860	45/64	17,860	3,300	7,000	11,000	175
18,000		18,000	3,300	8,000	12,600	180
18,260	23/32	18,260	3,400	8,000	12,600	180
18,500		18,500	3,400	8,000	12,600	185
18,650	47/64	18,650	3,400	8,000	12,600	185
19,000		19,000	3,500	8,000	12,600	190
19,050	3/4	19,050	3,500	8,000	12,600	190
19,250		19,250	3,600	8,000	12,600	190
19,450	49/64	19,450	3,600	8,000	12,600	190
19,500		19,500	3,600	8,000	12,600	195
19,600		19,600	3,600	8,000	12,600	195
19,840	25/32	19,840	3,700	8,000	12,600	195
20,000		20,000	3,700	9,000	13,900	200
20,240	51/64	20,240	3,700	9,000	13,900	200
20,500		20,500	3,800	9,000	13,900	205
20,640	13/16	20,640	3,800	9,000	13,900	205
21,000		21,000	3,900	9,000	13,900	210
21,030	53/64	21,030	3,900	9,000	13,900	210
21,100		21,100	3,900	9,000	13,900	210
21,430	27/32	21,430	3,900	9,000	13,900	210
21,500		21,500	4,000	9,000	13,900	215
21,830	55/64	21,830	4,000	9,000	13,900	215
22,000		22,000	4,100	10,000	15,300	220
22,220	7/8	22,220	4,100	10,000	15,300	220
22,500		22,500	4,100	10,000	15,300	225
22,620	57/64	22,620	4,200	10,000	15,300	225
23,000		23,000	4,200	10,000	15,300	230
23,020	29/32	23,020	4,200	10,000	15,300	230
23,420	59/64	23,420	4,300	10,000	15,300	230
23,500		23,500	4,300	10,000	15,300	235
23,810	15/16	23,810	4,400	10,000	15,300	235
24,000		24,000	4,400	11,000	15,800	240
24,100		24,100	4,400	11,000	15,800	240
24,210	61/64	24,210	4,500	11,000	15,800	240
24,500		24,500	4,500	11,000	15,800	245
24,610	31/32	24,610	4,500	11,000	15,800	245
25,000	63/64	25,000	4,600	11,000	15,800	250
25,250		25,250	4,600	11,000	15,800	250
25,400	1	25,400	4,700	11,000	15,800	250
25,500		25,500	4,700	11,000	15,800	255
25,650		25,650	4,700	11,000	15,800	255
25,670		25,670	4,700	11,000	15,800	255
25,700		25,700	4,700	11,000	15,800	255
26,000		26,000	4,800	12,000	20,000	260
26,190	1 1/32	26,190	4,800	12,000	20,000	260
26,500		26,500	4,900	12,000	20,000	265
27,000		27,000	5,000	12,000	20,000	270
27,500		27,500	5,100	12,000	20,000	275
27,700		27,700	5,100	12,000	20,000	275
27,780	1 3/32	27,780	5,100	12,000	20,000	275
28,000		28,000	5,100	13,000	20,700	280
28,180	1 7/64	28,180	5,200	13,000	20,700	280
28,500		28,500	5,200	13,000	20,700	285
28,580		28,580	5,300	13,000	20,700	285
29,000		29,000	5,300	13,000	20,700	290
29,370	1 5/32	29,370	5,400	13,000	20,700	290
29,500		29,500	5,400	13,000	20,700	295
29,600		29,600	5,400	13,000	20,700	295
30,000		30,000	5,500	14,000	22,300	300
30,160	1 3/16	30,160	5,500	14,000	22,300	300
30,500		30,500	5,600	14,000	22,300	305
30,960	1 7/32	30,960	5,700	14,000	22,300	305
31,000		31,000	5,700	14,000	22,300	310
31,500		31,500	5,800	14,000	22,300	315
31,750	1 1/4	31,750	5,800	14,000	22,300	315
32,000		32,000	5,900	15,000	23,100	320
32,500		32,500	6,000	15,000	23,100	320
32,540	1 9/32	32,540	6,000	15,000	23,100	320

d1 mm	d1 inch	Code-Nr.	l4 mm	b mm	h mm	Größe
33,000		33,000	6,100	15,000	23,100	330
33,340	1 5/16	33,340	6,100	15,000	23,100	330
33,500		33,500	6,100	15,000	23,100	330
34,000		34,000	6,200	15,000	23,100	340
34,130	1 11/32	34,130	6,300	15,000	23,100	340
34,500		34,500	6,300	15,000	23,100	340
34,930		34,930	6,400	15,000	23,100	340
35,000		35,000	6,400	15,000	23,100	350
35,500		35,500	6,500	15,000	23,100	350
35,720	1 13/32	35,720	6,600	15,000	23,100	350
36,000		36,000	6,600	16,000	23,900	360
36,500		36,500	6,700	16,000	23,900	360
36,510	1 7/16	36,510	6,700	16,000	23,900	360
37,000		37,000	6,800	16,000	23,900	370
37,310	1 15/32	37,310	6,800	16,000	23,900	370
37,500		37,500	6,900	16,000	23,900	370
38,000		38,000	7,000	16,000	23,900	380
38,100	1 1/2	38,100	7,000	16,000	23,900	380
38,500	1 33/64	38,500	7,100	16,000	23,900	380
39,000		39,000	7,100	16,000	23,900	390
39,500		39,500	7,200	16,000	23,900	390
40,000		40,000	7,300	16,000	23,900	400

SuperV-Bohrsysteme

SuperV-AP mini Wechselplatte



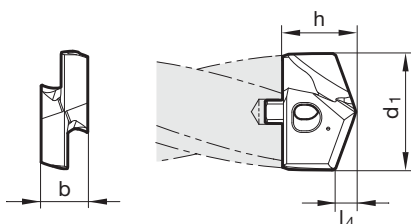
Katalog-Nr. 77012



P	M	K	N	S	H
			•		

Arbeitsrichtwerte
Seite 36-44

- Ausspitzung $\geq \varnothing 11,000$
- Kegelmantelschliff
- Hauptschneidenform konkav
- Spannschrauben Katalog-Nr. 77020 enthalten



d1 mm	d1 inch	Code-Nr.	l4 mm	b mm	h mm	Größe
11,000		11,000	2,100	4,500	7,500	110
11,200		11,200	2,100	4,500	7,500	110
11,510	29/64	11,510	2,100	4,500	7,500	115
11,800		11,800	2,200	4,500	7,500	115
12,000		12,000	2,200	5,000	7,700	120
12,200		12,200	2,300	5,000	7,700	120
12,500		12,500	2,300	5,000	7,700	125
12,700	1/2	12,700	2,400	5,000	7,700	125
12,900		12,900	2,400	5,000	7,700	125
13,100	33/64	13,100	2,400	5,500	8,500	130
13,500		13,500	2,500	5,500	8,500	135
13,700		13,700	2,500	5,500	8,500	135
13,800		13,800	2,600	5,500	8,500	135
14,000		14,000	2,600	6,000	9,600	140
14,100		14,100	2,600	6,000	9,600	140
14,400		14,400	2,700	6,000	9,600	140
14,500		14,500	2,700	6,000	9,600	145
14,680	37/64	14,680	2,700	6,000	9,600	145
14,700		14,700	2,700	6,000	9,600	145
15,000		15,000	2,800	6,000	9,800	150
15,080	19/32	15,080	2,800	6,000	9,800	150
15,200		15,200	2,800	6,000	9,800	150
15,300		15,300	2,800	6,000	9,800	150
15,500		15,500	2,900	6,000	9,800	155
15,600		15,600	2,900	6,000	9,800	155
15,800		15,800	2,900	6,000	9,800	155
15,870	5/8	15,870	2,900	6,000	9,800	155
16,270	41/64	16,270	3,000	7,000	11,000	160
16,500		16,500	3,100	7,000	11,000	165
17,000		17,000	3,100	7,000	11,000	170
17,070	43/64	17,070	3,200	7,000	11,000	170
17,460	11/16	17,460	3,200	7,000	11,000	170
17,500		17,500	3,200	7,000	11,000	175
17,600		17,600	3,300	7,000	11,000	175
17,860	45/64	17,860	3,300	7,000	11,000	175
18,000		18,000	3,300	8,000	12,600	180
18,260	23/32	18,260	3,400	8,000	12,600	180
18,500		18,500	3,400	8,000	12,600	185
18,650	47/64	18,650	3,400	8,000	12,600	185
19,000		19,000	3,500	8,000	12,600	190
19,050	3/4	19,050	3,500	8,000	12,600	190
19,250		19,250	3,600	8,000	12,600	190
19,450	49/64	19,450	3,600	8,000	12,600	190
19,500		19,500	3,600	8,000	12,600	195
19,600		19,600	3,600	8,000	12,600	195
19,840	25/32	19,840	3,700	8,000	12,600	195
20,000		20,000	3,700	9,000	13,900	200
20,240	51/64	20,240	3,700	9,000	13,900	200

d1 mm	d1 inch	Code-Nr.	l4 mm	b mm	h mm	Größe
20,500		20,500	3,800	9,000	13,900	205
20,640	13/16	20,640	3,800	9,000	13,900	205
21,000		21,000	3,900	9,000	13,900	210
21,030	53/64	21,030	3,900	9,000	13,900	210
21,100		21,100	3,900	9,000	13,900	210
21,430	27/32	21,430	3,900	9,000	13,900	210
21,500		21,500	4,000	9,000	13,900	215
21,830	55/64	21,830	4,000	9,000	13,900	215
22,000		22,000	4,100	10,000	15,300	220
22,220	7/8	22,220	4,100	10,000	15,300	220
22,500		22,500	4,100	10,000	15,300	225
22,620	57/64	22,620	4,200	10,000	15,300	225
23,000		23,000	4,200	10,000	15,300	230
23,020	29/32	23,020	4,200	10,000	15,300	230
23,420	59/64	23,420	4,300	10,000	15,300	230
23,500		23,500	4,300	10,000	15,300	235
23,810	15/16	23,810	4,400	10,000	15,300	235
24,000		24,000	4,400	11,000	15,800	240
24,100		24,100	4,400	11,000	15,800	240
24,210	61/64	24,210	4,500	11,000	15,800	240
24,500		24,500	4,500	11,000	15,800	245
24,610	31/32	24,610	4,500	11,000	15,800	245
25,000	63/64	25,000	4,600	11,000	15,800	250
25,400	1	25,400	4,700	11,000	15,800	250
25,500		25,500	4,700	11,000	15,800	255
25,670		25,670	4,700	11,000	15,800	255
25,700		25,700	4,700	11,000	15,800	255
25,810		25,810	4,700	11,000	15,800	255
26,000		26,000	4,800	12,000	20,000	260
26,190	1 1/32	26,190	4,800	12,000	20,000	260
26,500		26,500	4,900	12,000	20,000	265
26,590	1 3/64	26,590	4,900	12,000	20,000	265
27,000		27,000	5,000	12,000	20,000	270
27,500		27,500	5,100	12,000	20,000	275
27,700		27,700	5,100	12,000	20,000	275
27,780	1 3/32	27,780	5,100	12,000	20,000	275
28,000		28,000	5,100	13,000	20,700	280
28,180	1 7/64	28,180	5,200	13,000	20,700	280
28,500		28,500	5,200	13,000	20,700	285
28,580		28,580	5,300	13,000	20,700	285
29,000		29,000	5,300	13,000	20,700	290
29,370	1 5/32	29,370	5,400	13,000	20,700	290
29,500		29,500	5,400	13,000	20,700	295
29,770	1 11/64	29,770	5,500	13,000	20,700	295
30,000		30,000	5,500	14,000	22,300	300
30,160	1 3/16	30,160	5,500	14,000	22,300	300
30,500		30,500	5,600	14,000	22,300	305
30,960	1 7/32	30,960	5,700	14,000	22,300	305
31,000		31,000	5,700	14,000	22,300	310
31,500		31,500	5,800	14,000	22,300	315
31,750	1 1/4	31,750	5,800	14,000	22,300	315
32,000		32,000	5,900	15,000	23,100	320
32,500		32,500	6,000	15,000	23,100	320
32,540	1 9/32	32,540	6,000	15,000	23,100	320
32,940	1 19/64	32,940	6,000	15,000	23,100	320
33,000		33,000	6,100	15,000	23,100	330
33,340	1 5/16	33,340	6,100	15,000	23,100	330
33,500		33,500	6,100	15,000	23,100	330
34,000		34,000	6,200	15,000	23,100	340
34,130	1 11/32	34,130	6,300	15,000	23,100	340
34,500		34,500	6,300	15,000	23,100	340
34,930		34,930	6,400	15,000	23,100	340
35,000		35,000	6,400	15,000	23,100	350
35,500		35,500	6,500	15,000	23,100	350
35,720	1 13/32	35,720	6,600	15,000	23,100	350
36,000		36,000	6,600	16,000	23,900	360
36,500		36,500	6,700	16,000	23,900	360
36,510	1 7/16	36,510	6,700	16,000	23,900	360
37,000		37,000	6,800	16,000	23,900	370
37,310	1 15/32	37,310	6,800	16,000	23,900	370
37,500		37,500	6,900	16,000	23,900	370
38,000		38,000	7,000	16,000	23,900	380

d1 mm	d1 inch	Code-Nr.	l4 mm	b mm	h mm	Größe
38,100	1 1/2	38,100	7,000	16,000	23,900	380
38,500	1 33/64	38,500	7,100	16,000	23,900	380
39,000		39,000	7,100	16,000	23,900	390
39,500		39,500	7,200	16,000	23,900	390
40,000		40,000	7,300	16,000	23,900	400

SuperV-Bohrsysteme

SuperV-AP mini Wechselplatte

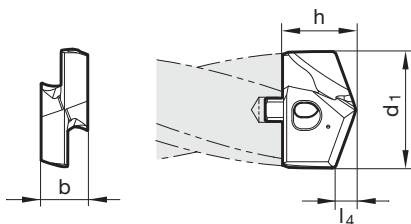


Katalog-Nr. 77011



P	M	K	N	S	H
●	●	●	●	○	○

Arbeitsrichtwerte
Seite 36



- Ausspitzung $\geq \varnothing 11,000$
- Flächenanschliff
- vier Führungsfasen
- Hauptschneidenform gerade (durch Korrektur)
- Spannschrauben Katalog-Nr. 77020 enthalten
- speziell zum Einsatz mit Katalog-Nr. 77007

d1 mm	d1 inch	Code-Nr.	l4 mm	b mm	h mm	Größe
11,000		11,000	1,800	4,500	7,200	110
11,200		11,200	1,800	4,500	7,200	110
11,510	29/64	11,510	1,900	4,500	7,200	110
11,800		11,800	1,900	4,500	7,200	110
12,000		12,000	1,900	5,000	7,400	120
12,200		12,200	2,000	5,000	7,400	120
12,500		12,500	2,000	5,000	7,400	120
12,700	1/2	12,700	2,100	5,000	7,400	120
12,900		12,900	2,100	5,000	7,400	120
13,100	33/64	13,100	2,100	5,500	8,200	130
13,500		13,500	2,200	5,500	8,200	130
13,700		13,700	2,200	5,500	8,200	130
13,800		13,800	2,200	5,500	8,200	130
14,000		14,000	2,300	6,000	9,400	140
14,100		14,100	2,300	6,000	9,400	140
14,400		14,400	2,300	6,000	9,400	140
14,500		14,500	2,300	6,000	9,400	140
14,680	37/64	14,680	2,400	6,000	9,400	140
14,700		14,700	2,400	6,000	9,400	140
15,000		15,000	2,400	6,000	9,400	140
15,080	19/32	15,080	2,400	6,000	9,400	140
15,200		15,200	2,400	6,000	9,400	140
15,300		15,300	2,500	6,000	9,400	140
15,500		15,500	2,500	6,000	9,400	140
15,600		15,600	2,500	6,000	9,400	140
15,800		15,800	2,500	6,000	9,400	140
15,870	5/8	15,870	2,600	6,000	9,400	140
16,270	41/64	16,270	2,600	7,000	10,600	160
16,500		16,500	2,700	7,000	10,600	160
17,000		17,000	2,700	7,000	10,600	160
17,070	43/64	17,070	2,700	7,000	10,600	160
17,460	11/16	17,460	2,800	7,000	10,600	160
17,500		17,500	2,800	7,000	10,600	160
17,600		17,600	2,800	7,000	10,600	160
17,860	45/64	17,860	2,900	7,000	10,600	160
18,000		18,000	2,900	8,000	12,100	180
18,260	23/32	18,260	2,900	8,000	12,100	180
18,500		18,500	3,000	8,000	12,100	180
18,650	47/64	18,650	3,000	8,000	12,100	180
19,000		19,000	3,000	8,000	12,100	180
19,050	3/4	19,050	3,100	8,000	12,100	180
19,450	49/64	19,450	3,100	8,000	12,100	180
19,500		19,500	3,100	8,000	12,100	180
19,600		19,600	3,100	8,000	12,100	180
19,840	25/32	19,840	3,200	8,000	12,100	180
20,000		20,000	3,200	9,000	13,300	200
20,240	51/64	20,240	3,200	9,000	13,300	200
20,500		20,500	3,300	9,000	13,300	200

d1 mm	d1 inch	Code-Nr.	l4 mm	b mm	h mm	Größe
20,640	13/16	20,640	3,300	9,000	13,300	200
21,000		21,000	3,400	9,000	13,300	200
21,030	53/64	21,030	3,400	9,000	13,300	200
21,100		21,100	3,400	9,000	13,300	200
21,500		21,500	3,400	9,000	13,300	200
22,000		22,000	3,500	10,000	14,800	220
22,500		22,500	3,600	10,000	14,800	220
23,000		23,000	3,700	10,000	14,800	220
23,420	59/64	23,420	3,700	10,000	14,800	220
23,810	15/16	23,810	3,800	10,000	14,800	220
24,100		24,100	3,800	11,000	15,300	240
24,500		24,500	3,900	11,000	15,300	240
25,000	63/64	25,000	4,000	11,000	15,300	240
25,500		25,500	4,100	11,000	15,300	240
25,700		25,700	4,100	11,000	15,300	240
26,190	1 1/32	26,190	4,200	12,000	19,400	260
26,500		26,500	4,200	12,000	19,400	260
27,500		27,500	4,400	12,000	19,400	260
27,700		27,700	4,400	12,000	19,400	260
28,000		28,000	4,500	13,000	20,100	280
28,180	1 7/64	28,180	4,500	13,000	20,100	280
28,580		28,580	4,600	13,000	20,100	280
29,000		29,000	4,600	13,000	20,100	280
29,500		29,500	4,700	13,000	20,100	280
30,000		30,000	4,800	14,000	21,700	300
30,500		30,500	4,900	14,000	21,700	300
30,960	1 7/32	30,960	4,900	14,000	21,700	300
31,500		31,500	5,000	14,000	21,700	300
31,750	1 1/4	31,750	5,100	14,000	21,700	300
32,500		32,500	5,200	15,000	22,400	320
32,540	1 9/32	32,540	5,200	15,000	22,400	320
33,340	1 5/16	33,340	5,300	15,000	22,400	320
33,500		33,500	5,300	15,000	22,400	320
34,000		34,000	5,400	15,000	22,400	320
34,130	1 11/32	34,130	5,400	15,000	22,400	320
34,500		34,500	5,500	15,000	22,400	320
34,930		34,930	5,600	15,000	22,400	320
35,000		35,000	5,600	15,000	22,400	320
35,500		35,500	5,600	15,000	22,400	320
36,000		36,000	5,700	16,000	23,200	360
36,500		36,500	5,800	16,000	23,200	360
36,510	1 7/16	36,510	5,800	16,000	23,200	360
37,000		37,000	5,900	16,000	23,200	360
37,310	1 15/32	37,310	5,900	16,000	23,200	360
37,500		37,500	6,000	16,000	23,200	360
38,000		38,000	6,000	16,000	23,200	360
38,100	1 1/2	38,100	6,100	16,000	23,200	360
38,500	1 33/64	38,500	6,100	16,000	23,200	360
39,000		39,000	6,200	16,000	23,200	360
39,500		39,500	6,300	16,000	23,200	360
40,000		40,000	6,400	16,000	23,200	360

SuperV-Bohrsysteme

SuperV-AP maxi Wechselplattenhalter

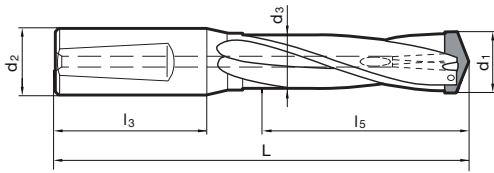


Katalog-Nr. 76000



Arbeitsrichtwerte Seite 46

- verstärkter Schaft
- Wechselplatte im eingebauten Zustand austauschbar
- Spannschrauben Katalog-Nr. 76020 enthalten
- Schraubendreher Katalog-Nr. 76021 enthalten



d1 mm	Code-Nr.	d2 mm	d3 mm	L mm	l3 mm	l5 mm	Größe
16,00-17,00	17,000	20,000	15,700	128,400	50,000	53,000	0.1
17,01-17,99	17,990	20,000	16,700	128,400	50,000	53,000	0.2
18,00-19,00	19,000	20,000	17,700	136,700	50,000	53,000	1.1
19,01-20,00	20,000	20,000	18,700	136,700	50,000	58,000	1.2
20,01-21,00	21,000	25,000	19,700	151,600	56,000	58,000	2.1
21,01-22,50	22,500	25,000	20,700	151,600	56,000	63,000	2.2
22,51-24,00	24,000	25,000	22,200	159,400	56,000	63,000	3.1
24,01-25,50	25,500	25,000	23,700	168,400	56,000	68,000	3.2
25,51-27,50	27,500	32,000	25,200	180,000	60,000	68,000	4.1
27,51-29,50	29,500	32,000	27,200	188,000	60,000	68,000	4.2
29,51-32,00	32,000	32,000	29,200	195,600	60,000	75,000	5.1
32,01-34,50	34,500	32,000	31,700	203,600	60,000	75,000	5.2
34,51-37,50	37,500	32,000	34,000	215,100	60,000	75,000	6.1
37,51-40,50	40,500	32,000	37,000	228,100	60,000	120,000	6.2

SuperV-Bohrsysteme

SuperV-AP maxi Wechselplattenhalter

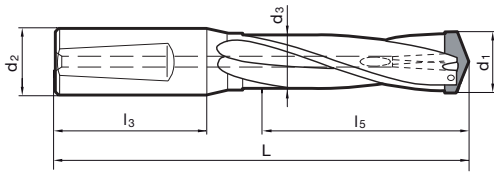


Katalog-Nr. 76001



Arbeitsrichtwerte Seite 48

- verstärkter Schaft
- Wechselplatte im eingebauten Zustand austauschbar
- Spanschrauben Katalog-Nr. 76020 enthalten
- Schraubendreher Katalog-Nr. 76021 enthalten



d1 mm	Code-Nr.	d2 mm	d3 mm	L mm	l3 mm	l5 mm	Größe
16,00-17,00	17,000	20,000	15,700	164,400	50,000	90,000	0.1
17,01-17,99	17,990	20,000	16,700	164,400	50,000	90,000	0.2
18,00-19,00	19,000	20,000	17,700	176,700	50,000	100,000	1.1
19,01-20,00	20,000	20,000	18,700	176,700	50,000	100,000	1.2
20,01-21,00	21,000	25,000	19,700	195,600	56,000	110,000	2.1
21,01-22,50	22,500	25,000	20,700	195,600	56,000	110,000	2.2
22,51-24,00	24,000	25,000	22,200	207,400	56,000	120,000	3.1
24,01-25,50	25,500	25,000	23,700	220,400	56,000	130,000	3.2
25,51-27,50	27,500	32,000	25,200	236,000	60,000	140,000	4.1
27,51-29,50	29,500	32,000	27,200	248,000	60,000	150,000	4.2
29,51-32,00	32,000	32,000	29,200	259,600	60,000	160,000	5.1
32,01-34,50	34,500	32,000	31,700	271,600	60,000	170,000	5.2
34,51-37,50	37,500	32,000	34,000	289,100	60,000	190,000	6.1
37,51-40,50	40,500	32,000	37,000	308,100	60,000	200,000	6.2

SuperV-Bohrsysteme

SuperV-AP maxi Wechselplattenhalter

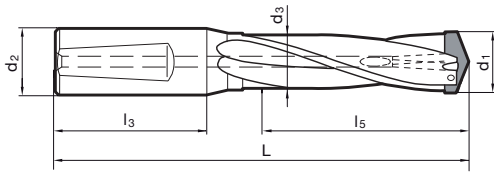


Katalog-Nr. 76003



Arbeitsrichtwerte Seite 50

- verstärkter Schaft
- Wechselplatte im eingebauten Zustand austauschbar
- Spannschrauben Katalog-Nr. 76020 enthalten
- Schraubendreher Katalog-Nr. 76021 enthalten



d1 mm	Code-Nr.	d2 mm	d3 mm	L mm	l3 mm	l5 mm	Größe
16,00-17,00	17,000	20,000	15,700	194,000	50,000	126,000	0.1
17,01-17,99	17,990	20,000	16,700	194,000	50,000	126,000	0.2
18,00-19,00	19,000	20,000	17,700	210,000	50,000	140,000	1.1
19,01-20,00	20,000	20,000	18,700	210,000	50,000	140,000	1.2
20,01-21,00	21,000	25,000	19,700	232,200	56,000	154,000	2.1
21,01-22,50	22,500	25,000	20,700	232,200	56,000	154,000	2.2
22,51-24,00	24,000	25,000	22,200	247,000	56,000	168,000	3.1
24,01-25,50	25,500	25,000	23,700	264,000	56,000	182,000	3.2
25,51-27,50	27,500	32,000	25,200	282,400	60,000	196,000	4.1
27,51-29,50	29,500	32,000	27,200	298,400	60,000	210,000	4.2
29,51-32,00	32,000	32,000	29,200	312,400	60,000	224,000	5.1
32,01-34,50	34,500	32,000	31,700	328,400	60,000	238,000	5.2
34,51-37,50	37,500	32,000	34,000	350,000	60,000	266,000	6.1
37,51-40,50	40,500	32,000	37,000	375,000	60,000	280,000	6.2

SuperV-Bohrsysteme

SuperV-AP maxi Wechselplatte



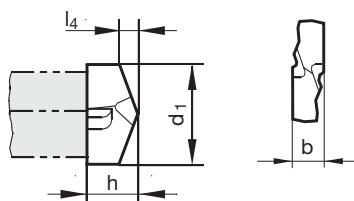
Katalog-Nr. 76011



P	M	K	N	S	H
●	●	●	○	○	○

Arbeitsrichtwerte
Seite 46-50

- Kegelmantelschliff
- Hauptschneidenform konkav
- Spannschrauben Katalog-Nr. 76020 enthalten



d1 mm	d1 inch	Code-Nr.	l4 mm	b mm	h mm	Größe
16,000		16,000	3,000	4,500	8,000	0.1
16,500		16,500	3,100	4,500	8,000	0.1
17,000		17,000	3,100	4,500	8,000	0.1
17,500		17,500	3,200	4,500	8,000	0.2
18,000		18,000	3,300	5,000	8,000	1.1
18,500		18,500	3,400	5,000	8,000	1.1
19,000		19,000	3,500	5,000	8,000	1.1
19,500		19,500	3,600	5,000	8,000	1.2
20,000		20,000	3,700	5,000	8,000	1.2
20,500		20,500	3,800	5,500	8,800	2.1
21,000		21,000	3,900	5,500	8,800	2.1
21,500		21,500	4,000	5,500	8,800	2.2
22,000		22,000	4,100	5,500	8,800	2.2
22,500		22,500	4,100	5,500	8,800	2.2
23,000		23,000	4,200	6,300	10,000	3.1
23,500		23,500	4,300	6,300	10,000	3.1
24,000		24,000	4,400	6,300	10,000	3.1
24,500		24,500	4,500	6,300	10,000	3.2
25,000	63/64	25,000	4,600	6,300	10,000	3.2
25,500		25,500	4,700	6,300	10,000	3.2
26,000		26,000	4,800	7,300	11,600	4.1
26,500		26,500	4,900	7,300	11,600	4.1
27,000		27,000	5,000	7,300	11,600	4.1
27,500		27,500	5,100	7,300	11,600	4.1
28,000		28,000	5,100	7,300	11,600	4.2
28,500		28,500	5,200	7,300	11,600	4.2
29,000		29,000	5,300	7,300	11,600	4.2
29,500		29,500	5,400	7,300	11,600	4.2
30,000		30,000	5,500	8,500	13,600	5.1
30,500		30,500	5,600	8,500	13,600	5.1
31,000		31,000	5,700	8,500	13,600	5.1
31,500		31,500	5,800	8,500	13,600	5.1
32,000		32,000	5,900	8,500	13,600	5.1
32,500		32,500	6,000	8,500	13,600	5.2
33,000		33,000	6,100	8,500	13,600	5.2
33,500		33,500	6,100	8,500	13,600	5.2
34,000		34,000	6,200	8,500	13,600	5.2
34,500		34,500	6,300	8,500	13,600	5.2
35,000		35,000	6,400	10,000	16,000	6.1
36,000		36,000	6,600	10,000	16,000	6.1
37,000		37,000	6,800	10,000	16,000	6.1
37,500		37,500	6,900	10,000	16,000	6.1
38,000		38,000	7,000	10,000	16,000	6.2
39,000		39,000	7,100	10,000	16,000	6.2
40,000		40,000	7,300	10,000	16,000	6.2
40,500		40,500	7,400	10,000	16,000	6.2

SuperV-Bohrsysteme

SuperV-AP maxi Wechselplatte



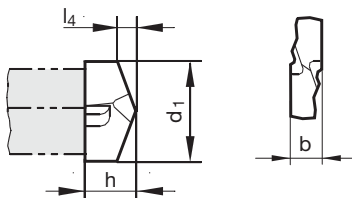
Katalog-Nr. 56011



P	M	K	N	S	H
●	●	●	○		

Arbeitsrichtwerte
Seite 46-50

- Kegelmantelschliff
- Hauptschneidenform konkav
- höhere Verschleißfestigkeit
- Spannschrauben Katalog-Nr. 76020 enthalten



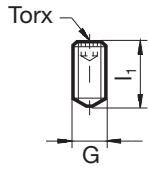
d1 mm	d1 inch	Code-Nr.	l4 mm	b mm	h mm	Größe
16,000		16,000	3,000	4,500	8,000	0.1
16,500		16,500	3,100	4,500	8,000	0.1
17,000		17,000	3,100	4,500	8,000	0.1
17,500		17,500	3,200	4,500	8,000	0.2
18,000		18,000	3,300	5,000	8,000	1.1
18,500		18,500	3,400	5,000	8,000	1.1
19,000		19,000	3,500	5,000	8,000	1.1
19,500		19,500	3,600	5,000	8,000	1.2
20,000		20,000	3,700	5,000	8,000	1.2
20,500		20,500	3,800	5,500	8,800	2.1
21,000		21,000	3,900	5,500	8,800	2.1
21,500		21,500	4,000	5,500	8,800	2.2
22,000		22,000	4,100	5,500	8,800	2.2
22,500		22,500	4,100	5,500	8,800	2.2
23,000		23,000	4,200	6,300	10,000	3.1
23,500		23,500	4,300	6,300	10,000	3.1
24,000		24,000	4,400	6,300	10,000	3.1
24,500		24,500	4,500	6,300	10,000	3.2
25,000	63/64	25,000	4,600	6,300	10,000	3.2
25,500		25,500	4,700	6,300	10,000	3.2
26,000		26,000	4,800	7,300	11,600	4.1
26,500		26,500	4,900	7,300	11,600	4.1
27,000		27,000	5,000	7,300	11,600	4.1
27,500		27,500	5,100	7,300	11,600	4.1
28,000		28,000	5,100	7,300	11,600	4.2
28,500		28,500	5,200	7,300	11,600	4.2
29,000		29,000	5,300	7,300	11,600	4.2
29,500		29,500	5,400	7,300	11,600	4.2
30,000		30,000	5,500	8,500	13,600	5.1
30,500		30,500	5,600	8,500	13,600	5.1
31,000		31,000	5,700	8,500	13,600	5.1
31,500		31,500	5,800	8,500	13,600	5.1
32,000		32,000	5,900	8,500	13,600	5.1
32,500		32,500	6,000	8,500	13,600	5.2
33,000		33,000	6,100	8,500	13,600	5.2
33,500		33,500	6,100	8,500	13,600	5.2
34,000		34,000	6,200	8,500	13,600	5.2
34,500		34,500	6,300	8,500	13,600	5.2
35,000		35,000	6,400	10,000	16,000	6.1
36,000		36,000	6,600	10,000	16,000	6.1
37,000		37,000	6,800	10,000	16,000	6.1
37,500		37,500	6,900	10,000	16,000	6.1
38,000		38,000	7,000	10,000	16,000	6.2
39,000		39,000	7,100	10,000	16,000	6.2
40,000		40,000	7,300	10,000	16,000	6.2
40,500		40,500	7,400	10,000	16,000	6.2

SuperV-Bohrsysteme

Spannschrauben



Katalog-Nr. 76020



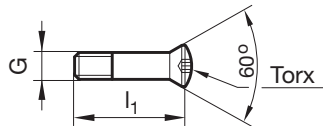
G	l1 mm	Torx	Code-Nr.
M 3X0,35	7,000	T6	3,000
M 3X0,35	6,000	T6	3,006
M 3,5X0,35	8,000	T7	3,500
M 4X0,5	9,000	T8	4,000
M 4,5X0,5	10,000	T8	4,500
M 5X0,5	11,000	T10	5,000

SuperV-Bohrsysteme

Spannschrauben



Katalog-Nr. 77020



G	l1 mm	Torx	Code-Nr.
M 2,2	9,500	T7	2,200
M 2,2	10,500	T7	2,201
M 2,5	11,400	T8	2,500
M 3	12,100	T9	3,000
M 3	13,100	T9	3,001
M 3,5	14,250	T10	3,500
M 4	16,000	T15	4,000
M 4,5	18,000	T15	4,500
M 5	19,750	T20	5,000
M 5	21,750	T20	5,001
M 5	23,400	T20	5,003
M 6	27,000	T25	6,000
M 6	28,500	T25	6,001
M 6	32,500	T25	6,002

SuperV-Bohrsysteme

Drehmomentschlüssel



Katalog-Nr. 77022

Tip	Code-Nr.	Torx	L mm	Drehmoment Nm
A	2,000	1/4"	160,000	0,8...2
A	5,001	1/4"	160,000	1...5
A	8,000	1/4"	160,000	2...8

SuperV-Bohrsysteme

Torx-Bit Einsätze



Katalog-Nr. 77021

Torx	L mm	kg	Code-Nr.
T6	25,000	0,040	6,000
T8	25,000	0,071	8,000
T10	25,000	0,112	10,000
T20	25,000	0,045	20,000

SuperV-Bohrsysteme

Torx-Schraubendreher



Katalog-Nr. 76021

Torx	Code-Nr.	L mm
T6	6,000	42,000
T7	7,001	150,000
T8	8,000	48,000
T8	8,001	150,000
T9	9,001	150,000
T10	10,001	170,000
T15	15,000	54,000
T15	15,001	190,000
T20	20,000	57,000
T20	20,001	205,000
T25	25,000	60,000
T25	25,001	207,000

Hartmetall-Spiralbohrer

Spiralbohrer extra kurz



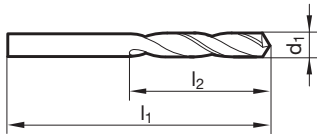
Katalog-Nr. 71184



P	M	K	N	S	H
•	•	•	•		

Arbeitsrichtwerte
Seite 52

- Ausspitzung $\geq \varnothing 2,100$
- Flächenanschliff
- Hauptschneidenform gerade



d1 mm	inch	l1 mm	l2 mm	d1 mm	inch	l1 mm	l2 mm
1,000		26,000	6,000	5,100		62,000	26,000
1,100		28,000	7,000	5,200		62,000	26,000
1,200		30,000	8,000	5,300		62,000	26,000
1,300		30,000	8,000	5,400		66,000	28,000
1,400		32,000	9,000	5,500		66,000	28,000
1,500		32,000	9,000	5,600		66,000	28,000
1,600		34,000	10,000	5,700		66,000	28,000
1,700		34,000	10,000	5,800		66,000	28,000
1,800		36,000	11,000	5,900		66,000	28,000
1,900		36,000	11,000	6,000		66,000	28,000
2,000		38,000	12,000	6,100		70,000	31,000
2,100		38,000	12,000	6,200		70,000	31,000
2,200		40,000	13,000	6,300		70,000	31,000
2,300		40,000	13,000	6,350	1/4	70,000	31,000
2,380	3/32	43,000	14,000	6,400		70,000	31,000
2,400		43,000	14,000	6,500		70,000	31,000
2,500		43,000	14,000	6,600		70,000	31,000
2,600		43,000	14,000	6,700		70,000	31,000
2,700		46,000	16,000	6,800		74,000	34,000
2,780	7/64	46,000	16,000	6,900		74,000	34,000
2,800		46,000	16,000	7,000		74,000	34,000
2,900		46,000	16,000	7,100		74,000	34,000
3,000		46,000	16,000	7,140	9/32	74,000	34,000
3,100		49,000	18,000	7,200		74,000	34,000
3,170	1/8	49,000	18,000	7,300		74,000	34,000
3,200		49,000	18,000	7,400		74,000	34,000
3,300		49,000	18,000	7,500		74,000	34,000
3,400		52,000	20,000	7,600		79,000	37,000
3,500		52,000	20,000	7,700		79,000	37,000
3,570	9/64	52,000	20,000	7,800		79,000	37,000
3,600		52,000	20,000	7,900		79,000	37,000
3,700		52,000	20,000	7,940	5/16	79,000	37,000
3,800		55,000	22,000	8,000		79,000	37,000
3,900		55,000	22,000	8,100		79,000	37,000
3,970	5/32	55,000	22,000	8,200		79,000	37,000
4,000		55,000	22,000	8,300		79,000	37,000
4,100		55,000	22,000	8,400		79,000	37,000
4,200		55,000	22,000	8,500		79,000	37,000
4,300		58,000	24,000	8,600		84,000	40,000
4,370	11/64	58,000	24,000	8,700		84,000	40,000
4,400		58,000	24,000	8,730	11/32	84,000	40,000
4,500		58,000	24,000	8,800		84,000	40,000
4,600		58,000	24,000	8,900		84,000	40,000
4,700		58,000	24,000	9,000		84,000	40,000
4,760	3/16	62,000	26,000	9,100		84,000	40,000
4,800		62,000	26,000	9,200		84,000	40,000
4,900		62,000	26,000	9,300		84,000	40,000
5,000		62,000	26,000	9,400		84,000	40,000

d1 mm	inch	l1 mm	l2 mm	d1 mm	inch	l1 mm	l2 mm
9,500		84,000	40,000	11,500		95,000	47,000
9,600		89,000	43,000	11,910	15/32	102,000	51,000
9,700		89,000	43,000	12,000		102,000	51,000
9,800		89,000	43,000	13,000		102,000	51,000
9,900		89,000	43,000	15,000		111,000	56,000
10,000		89,000	43,000				
10,100		89,000	43,000				
10,200		89,000	43,000				
10,300		89,000	43,000				
10,500		89,000	43,000				
11,000		95,000	47,000				
11,110	7/16	95,000	47,000				

Hartmetall-Spiralbohrer

Spiralbohrer extra kurz



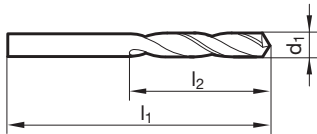
Katalog-Nr. 51184



P	M	K	N	S	H
•	•	•	•		

Arbeitsrichtwerte
Seite 52

- Ausspitzung $\geq \varnothing 2,100$
- Flächenanschliff
- Hauptschneidenform gerade
- höhere Verschleißfestigkeit



d1 mm	inch	l1 mm	l2 mm	d1 mm	inch	l1 mm	l2 mm
1,000		26,000	6,000	5,800		66,000	28,000
1,100		28,000	7,000	5,900		66,000	28,000
1,200		30,000	8,000	6,000		66,000	28,000
1,300		30,000	8,000	6,100		70,000	31,000
1,400		32,000	9,000	6,200		70,000	31,000
1,500		32,000	9,000	6,300		70,000	31,000
1,600		34,000	10,000	6,400		70,000	31,000
1,700		34,000	10,000	6,500		70,000	31,000
1,800		36,000	11,000	6,600		70,000	31,000
1,900		36,000	11,000	6,700		70,000	31,000
2,000		38,000	12,000	6,800		74,000	34,000
2,100		38,000	12,000	6,900		74,000	34,000
2,200		40,000	13,000	7,000		74,000	34,000
2,300		40,000	13,000	7,100		74,000	34,000
2,400		43,000	14,000	7,200		74,000	34,000
2,500		43,000	14,000	7,300		74,000	34,000
2,600		43,000	14,000	7,400		74,000	34,000
2,700		46,000	16,000	7,500		74,000	34,000
2,800		46,000	16,000	7,600		79,000	37,000
2,900		46,000	16,000	7,700		79,000	37,000
3,000		46,000	16,000	7,800		79,000	37,000
3,100		49,000	18,000	7,900		79,000	37,000
3,200		49,000	18,000	8,000		79,000	37,000
3,300		49,000	18,000	8,100		79,000	37,000
3,400		52,000	20,000	8,200		79,000	37,000
3,500		52,000	20,000	8,300		79,000	37,000
3,600		52,000	20,000	8,400		79,000	37,000
3,700		52,000	20,000	8,500		79,000	37,000
3,800		55,000	22,000	8,600		84,000	40,000
3,900		55,000	22,000	8,700		84,000	40,000
4,000		55,000	22,000	8,800		84,000	40,000
4,100		55,000	22,000	8,900		84,000	40,000
4,200		55,000	22,000	9,000		84,000	40,000
4,300		58,000	24,000	9,100		84,000	40,000
4,400		58,000	24,000	9,200		84,000	40,000
4,500		58,000	24,000	9,300		84,000	40,000
4,600		58,000	24,000	9,400		84,000	40,000
4,700		58,000	24,000	9,500		84,000	40,000
4,800		62,000	26,000	9,600		89,000	43,000
4,900		62,000	26,000	9,700		89,000	43,000
5,000		62,000	26,000	9,800		89,000	43,000
5,100		62,000	26,000	9,900		89,000	43,000
5,200		62,000	26,000	10,000		89,000	43,000
5,300		62,000	26,000	10,200		89,000	43,000
5,400		66,000	28,000	10,500		89,000	43,000
5,500		66,000	28,000	11,000		95,000	47,000
5,600		66,000	28,000	11,500		95,000	47,000
5,700		66,000	28,000	12,000		102,000	51,000

Hartmetall-Spiralbohrer

Spiralbohrer kurz

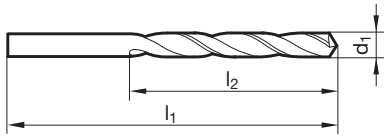


Katalog-Nr. 71290



P	M	K	N	S	H	Arbeitsrichtwerte Seite 52
•	•	•	•			

- Ausspitzung $\geq \varnothing 2,100$
- Flächenanschliff
- Hauptschneidenform gerade



d1 mm	inch	l1 mm	l2 mm	d1 mm	inch	l1 mm	l2 mm
1,000		34,000	12,000	5,100		86,000	52,000
1,100		36,000	14,000	5,160	13/64	86,000	52,000
1,200		38,000	16,000	5,200		86,000	52,000
1,300		38,000	16,000	5,300		86,000	52,000
1,400		40,000	18,000	5,400		93,000	57,000
1,500		40,000	18,000	5,500		93,000	57,000
1,600		43,000	20,000	5,560	7/32	93,000	57,000
1,700		43,000	20,000	5,600		93,000	57,000
1,800		46,000	22,000	5,700		93,000	57,000
1,900		46,000	22,000	5,800		93,000	57,000
2,000		49,000	24,000	5,900		93,000	57,000
2,100		49,000	24,000	5,950	15/64	93,000	57,000
2,200		53,000	27,000	6,000		93,000	57,000
2,300		53,000	27,000	6,100		101,000	63,000
2,380	3/32	57,000	30,000	6,200		101,000	63,000
2,400		57,000	30,000	6,300		101,000	63,000
2,500		57,000	30,000	6,350	1/4	101,000	63,000
2,600		57,000	30,000	6,400		101,000	63,000
2,700		61,000	33,000	6,500		101,000	63,000
2,780	7/64	61,000	33,000	6,600		101,000	63,000
2,800		61,000	33,000	6,700		101,000	63,000
2,900		61,000	33,000	6,800		109,000	69,000
3,000		61,000	33,000	6,900		109,000	69,000
3,100		65,000	36,000	7,000		109,000	69,000
3,170	1/8	65,000	36,000	7,100		109,000	69,000
3,200		65,000	36,000	7,140	9/32	109,000	69,000
3,300		65,000	36,000	7,200		109,000	69,000
3,400		70,000	39,000	7,300		109,000	69,000
3,500		70,000	39,000	7,400		109,000	69,000
3,570	9/64	70,000	39,000	7,500		109,000	69,000
3,600		70,000	39,000	7,600		117,000	75,000
3,700		70,000	39,000	7,700		117,000	75,000
3,800		75,000	43,000	7,800		117,000	75,000
3,900		75,000	43,000	7,900		117,000	75,000
3,970	5/32	75,000	43,000	7,940	5/16	117,000	75,000
4,000		75,000	43,000	8,000		117,000	75,000
4,100		75,000	43,000	8,100		117,000	75,000
4,200		75,000	43,000	8,200		117,000	75,000
4,300		80,000	47,000	8,300		117,000	75,000
4,370	11/64	80,000	47,000	8,400		117,000	75,000
4,400		80,000	47,000	8,500		117,000	75,000
4,500		80,000	47,000	8,600		125,000	81,000
4,600		80,000	47,000	8,700		125,000	81,000
4,700		80,000	47,000	8,730	11/32	125,000	81,000
4,760	3/16	86,000	52,000	8,800		125,000	81,000
4,800		86,000	52,000	8,900		125,000	81,000
4,900		86,000	52,000	9,000		125,000	81,000
5,000		86,000	52,000	9,100		125,000	81,000

d1 mm	inch	l1 mm	l2 mm	d1 mm	inch	l1 mm	l2 mm
9,200		125,000	81,000	11,000		142,000	94,000
9,300		125,000	81,000	11,110	7/16	142,000	94,000
9,400		125,000	81,000	11,500		142,000	94,000
9,500		125,000	81,000	11,910	15/32	151,000	101,000
9,600		133,000	87,000	12,000		151,000	101,000
9,700		133,000	87,000				
9,800		133,000	87,000				
9,900		133,000	87,000				
10,000		133,000	87,000				
10,200		133,000	87,000				
10,300		133,000	87,000				
10,500		133,000	87,000				

Hartmetall-Spiralbohrer

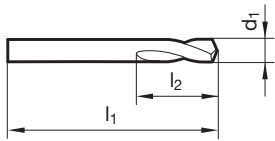
NC-Anbohrer



Katalog-Nr. 71190

N	WN	VHM	blank	90°	h6	R	HA
P	M	K	N	S	H		
•	•	•	•	•			

- Flächenanschliff
- nur zum Anbohren geeignet



d1 mm	l1 mm	l2 mm
5,000	62,000	14,000
6,000	66,000	16,000
8,000	79,000	21,000
10,000	89,000	25,000
12,000	102,000	30,000
16,000	115,000	37,500

d1 mm	l1 mm	l2 mm
20,000	131,000	45,000

Hartmetall-Spiralbohrer

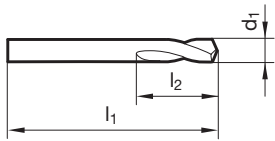
NC-Anbohrer



Katalog-Nr. 71191

N	WN	VHM	blank	120°	h6	R	HA
P	M	K	N	S	H		
•	•	•	•	•			

- Flächenanschliff
- nur zum Anbohren geeignet



d1 mm	l1 mm	l2 mm
5,000	62,000	14,000
6,000	66,000	16,000
8,000	79,000	21,000
10,000	89,000	25,000
12,000	102,000	30,000
16,000	115,000	37,500

d1 mm	l1 mm	l2 mm
20,000	131,000	45,000

Hartmetall-Spiralbohrer

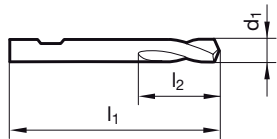
NC-Anbohrer



Katalog-Nr. 71189

N	WN	VHM	blank	142°	h6	R	HB
P	M	K	N	S	H		
•	•	•	•	•			

- Flächenanschliff
- nur zum Anbohren geeignet
- ab Ø 6 mm Schaft mit Spannfläche



d1 mm	l1 mm	l2 mm
4,000	55,000	12,000
5,000	62,000	14,000
6,000	66,000	16,000
8,000	79,000	21,000
10,000	89,000	25,000
12,000	102,000	30,000

d1 mm	l1 mm	l2 mm
16,000	115,000	37,500
20,000	131,000	45,000

Hartmetall-Spiralbohrer

Spiralbohrer mit HM-Schneiden



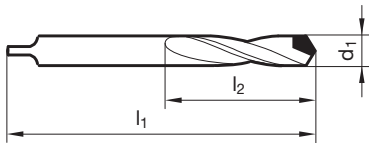
Katalog-Nr. 71180



P	M	K	N	S	H
○		○	○		

Arbeitsrichtwerte
Seite 52

- Ausspitzung $\geq \varnothing 3,000$
- Flächenanschliff
- HM-bestückt



d1 mm	l1 mm	l2 mm
3,000	50,000	20,000
3,500	56,000	25,000
4,000	56,000	25,000
4,500	63,000	28,000
5,000	63,000	28,000
5,500	71,000	32,000
6,000	71,000	32,000
6,500	71,000	32,000
7,000	80,000	40,000
7,500	80,000	40,000
8,000	80,000	40,000
8,500	90,000	50,000
9,000	90,000	50,000
9,500	90,000	50,000
10,000	100,000	56,000
10,500	100,000	56,000
11,000	100,000	56,000
11,500	112,000	63,000

d1 mm	l1 mm	l2 mm
12,000	112,000	63,000
13,000	112,000	63,000
14,000	125,000	71,000
14,500	125,000	71,000
15,000	125,000	71,000
16,000	140,000	80,000
20,000	160,000	90,000

Hartmetall-Spiralbohrer

Spiralbohrer mit HM-Schneiden



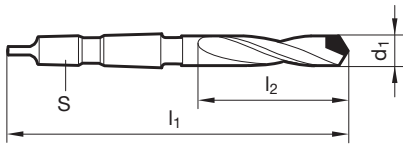
Katalog-Nr. 71380



P	M	K	N	S	H
○		●	○	○	○

Arbeitsrichtwerte
Seite 52

- Ausspitzung $\geq \varnothing 11,000$
- Flächenanschliff
- HM-bestückt



d1 mm	S	l1 mm	l2 mm
11,000	MK-1	140,000	50,000
12,500	MK-1	146,000	56,000
13,000	MK-1	146,000	56,000
13,500	MK-2	168,000	63,000
14,000	MK-2	168,000	63,000
15,000	MK-2	168,000	63,000
15,500	MK-2	175,000	70,000
16,000	MK-2	175,000	70,000
17,000	MK-2	175,000	70,000
17,500	MK-2	185,000	80,000
18,000	MK-2	185,000	80,000
20,000	MK-3	215,000	90,000

d1 mm	S	l1 mm	l2 mm
21,000	MK-3	215,000	90,000
22,000	MK-3	215,000	90,000
28,000	MK-4	260,000	110,000
30,000	MK-4	275,000	125,000
33,000	MK-4	290,000	140,000

VHM-Zentrierbohrer

Zentrierbohrer ohne Fläche

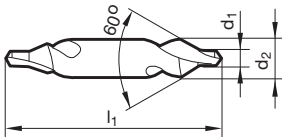


Katalog-Nr. 71616



P	M	K	N	S	H
●	○	●	●	○	

- Ausspitzung $\geq \varnothing 2,000$
- Kegelmantelschliff
- für Zentrierbohrungen nach DIN 332 Teil 1, Form A



d1 mm	d2 mm	l1 mm
1,000	3,150	31,500
1,250	3,150	31,500
1,600	4,000	35,500
2,000	5,000	40,000
2,500	6,300	45,000
3,150	8,000	50,000

d1 mm	d2 mm	l1 mm
4,000	10,000	56,000
5,000	12,500	63,000
6,300	16,000	71,000

Einlippenbohrer

Einlippenbohrer SuperT-AL



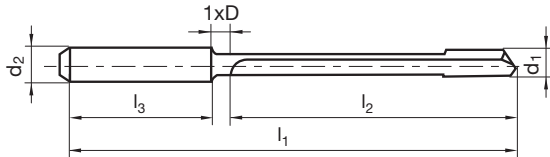
Katalog-Nr. 55027



P	M	K	N	S	H
•	•	•	•	•	

Arbeitsrichtwerte
Seite 56

- Umfangsform G
- VHM-Vollschäft mit kegeligem MMS-Schaftende
ab d1 = 3 mm bzw. d2 = 6 mm
- universell einsetzbar



d1 mm	d2 mm	l1 mm	l2 mm	l3 mm	Code-Nr.
2,380	4,000	100,000	70,000	28,000	2,380
2,500	4,000	115,000	85,000	28,000	2,500
2,780	4,000	115,000	85,000	28,000	2,780
3,000	6,000	145,000	105,000	36,000	3,000
3,170	6,000	145,000	105,000	36,000	3,170
3,500	6,000	145,000	105,000	36,000	3,500
3,970	6,000	160,000	120,000	36,000	3,970
4,000	6,000	160,000	120,000	36,000	4,000
5,000	6,000	220,000	180,000	36,000	5,000
5,560	6,000	220,000	180,000	36,000	5,560
6,000	6,000	220,000	180,000	36,000	6,000
6,350	8,000	260,000	210,000	36,000	6,350
7,000	8,000	260,000	210,000	36,000	7,000
7,140	8,000	285,000	240,000	36,000	7,140
8,000	8,000	285,000	240,000	36,000	8,000
9,000	10,000	350,000	300,000	40,000	9,000
10,000	10,000	350,000	300,000	40,000	10,000
11,000	12,000	420,000	360,000	45,000	11,000
12,000	12,000	420,000	360,000	45,000	12,000

Einlippenbohrer

Einlippenbohrer SuperT-AL



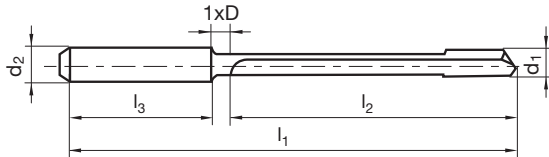
Katalog-Nr. 55028



P	M	K	N	S	H
•	•	•	•	•	

Arbeitsrichtwerte
Seite 56

- Umfangsform G
- VHM-Vollschäft mit kegeligem MMS-Schaftende
ab $d_1 = 3 \text{ mm}$ bzw. $d_2 = 6 \text{ mm}$
- universell einsetzbar



d1 mm	d2 mm	l1 mm	l2 mm	l3 mm	Code-Nr.
2,380	4,000	160,000	130,000	28,000	2,380
2,500	4,000	185,000	155,000	28,000	2,500
2,780	4,000	185,000	155,000	28,000	2,780
3,000	6,000	230,000	190,000	36,000	3,000
3,170	6,000	230,000	190,000	36,000	3,170
3,500	6,000	230,000	190,000	36,000	3,500
3,970	6,000	260,000	220,000	36,000	3,970
4,000	6,000	260,000	220,000	36,000	4,000
5,000	6,000	370,000	330,000	36,000	5,000
5,560	6,000	370,000	330,000	36,000	5,560
6,000	6,000	370,000	330,000	36,000	6,000
6,350	8,000	430,000	385,000	36,000	6,350
7,000	8,000	430,000	385,000	36,000	7,000
7,140	8,000	485,000	440,000	36,000	7,140
8,000	8,000	485,000	440,000	36,000	8,000

Einlippenbohrer

Einlippenbohrer SuperT-AL



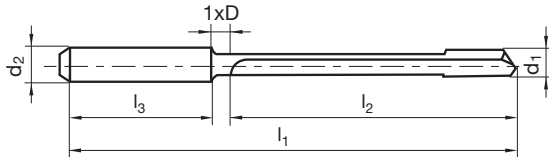
Katalog-Nr. 55029



P	M	K	N	S	H
•	•	•	•	•	

Arbeitsrichtwerte
Seite 56

- Umfangsform G
- VHM-Vollschäft mit kegeligem MMS-Schaftende
ab $d_1 = 3 \text{ mm}$ bzw. $d_2 = 6 \text{ mm}$
- universell einsetzbar



d1 mm	d2 mm	l1 mm	l2 mm	l3 mm	Code-Nr.
2,380	4,000	220,000	190,000	28,000	2,380
2,500	4,000	255,000	220,000	28,000	2,500
2,780	4,000	255,000	220,000	28,000	2,780
3,000	6,000	320,000	280,000	36,000	3,000
3,170	6,000	320,000	280,000	36,000	3,170
3,500	6,000	320,000	280,000	36,000	3,500
3,970	6,000	360,000	320,000	36,000	3,970
4,000	6,000	360,000	320,000	36,000	4,000
5,000	6,000	525,000	485,000	36,000	5,000
5,560	6,000	525,000	485,000	36,000	5,560
6,000	6,000	525,000	485,000	36,000	6,000

Einlippenbohrer

Einlippenbohrer SuperT-N



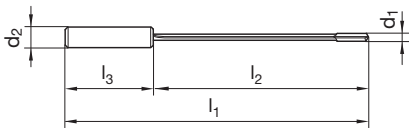
Katalog-Nr. 75018



P	M	K	N	S	H
•	•	•	•		

Arbeitsrichtwerte
Seite 56

- mit Längsspanteiler
- Umfangsform G



d1 mm	d2 mm	l1 mm	l2 mm	l3 mm	Code-Nr.
4,000	12,000	150,000	100,000	45,000	4,000
4,200	12,000	160,000	110,000	45,000	4,200
4,500	12,000	170,000	120,000	45,000	4,500
5,000	16,000	180,000	130,000	48,000	5,000
5,500	16,000	190,000	140,000	48,000	5,500
6,000	16,000	210,000	160,000	48,000	6,000
6,500	16,000	220,000	170,000	48,000	6,500
7,000	16,000	235,000	185,000	48,000	7,000
8,000	16,000	260,000	210,000	48,000	8,000
9,000	16,000	280,000	230,000	48,000	9,000
10,000	20,000	320,000	260,000	50,000	10,000
12,000	20,000	370,000	310,000	50,000	12,000

Einlippenbohrer

Einlippenbohrer SuperT-N



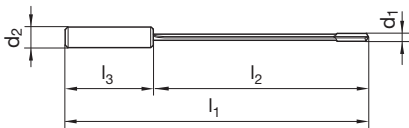
Katalog-Nr. 75017



P	M	K	N	S	H
•	•	•	•		

Arbeitsrichtwerte
Seite 56

- mit Längsspanteiler
- Umfangsform G



d1 mm	d2 mm	l1 mm	l2 mm	l3 mm	Code-Nr.
4,000	12,000	200,000	155,000	45,000	4,000
4,200	12,000	210,000	165,000	45,000	4,200
4,500	12,000	220,000	175,000	45,000	4,500
5,000	16,000	230,000	182,000	48,000	5,000
5,500	16,000	245,000	197,000	48,000	5,500
6,000	16,000	260,000	212,000	48,000	6,000
6,500	16,000	275,000	227,000	48,000	6,500
7,000	16,000	290,000	242,000	48,000	7,000
8,000	16,000	320,000	272,000	48,000	8,000
9,000	16,000	350,000	302,000	48,000	9,000
10,000	20,000	400,000	350,000	50,000	10,000
12,000	20,000	450,000	400,000	50,000	12,000

Einlippenbohrer

Einlippenbohrer SuperT-N



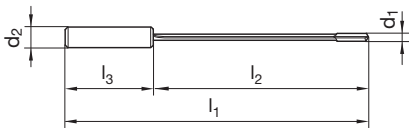
Katalog-Nr. 75022



P	M	K	N	S	H
•	•	•	•		

Arbeitsrichtwerte
Seite 56

- mit Längsspanteiler
- Umfangsform G



d1 mm	d2 mm	l1 mm	l2 mm	l3 mm	Code-Nr.
4,000	12,000	230,000	185,000	45,000	4,000
4,200	12,000	240,000	195,000	45,000	4,200
4,500	12,000	250,000	205,000	45,000	4,500
5,000	16,000	280,000	232,000	48,000	5,000
5,500	16,000	300,000	252,000	48,000	5,500
6,000	16,000	320,000	272,000	48,000	6,000
6,500	16,000	340,000	292,000	48,000	6,500
7,000	16,000	370,000	322,000	48,000	7,000
8,000	16,000	420,000	372,000	48,000	8,000
9,000	16,000	450,000	402,000	48,000	9,000
10,000	20,000	510,000	460,000	50,000	10,000
12,000	20,000	600,000	550,000	50,000	12,000

Einlippenbohrer

Einlippenbohrer SuperT-N



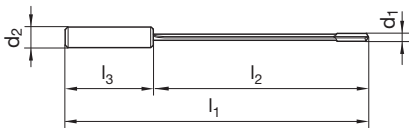
Katalog-Nr. 75023



P	M	K	N	S	H
•	•	•	•		

Arbeitsrichtwerte
Seite 56

- mit Längsspanteiler
- Umfangsform G
- maximale Bohrtiefe je Werkzeug 40xD, bei größeren Bohrtiefen zuerst Bohrer Katalog-Nr. 75022 verwenden
- für langspanende Stähle



d1 mm	d2 mm	l1 mm	l2 mm	l3 mm	Code-Nr.
4,950	16,000	480,000	432,000	48,000	4,950
5,950	16,000	560,000	512,000	48,000	5,950
7,950	16,000	740,000	692,000	48,000	7,950
9,950	20,000	910,000	860,000	50,000	9,950
11,950	20,000	1080,000	1030,000	50,000	11,950

Einlippenbohrer

Einlippenbohrer SuperT-NX



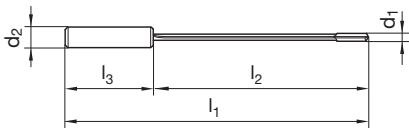
Katalog-Nr. 55018



P	M	K	N	S	H
●	●	●	○	○	○

Arbeitsrichtwerte
Seite 56

- Umfangsform G
- für legierte und hochlegierte Stähle



d1 mm	d2 mm	l1 mm	l2 mm	l3 mm	Code-Nr.
3,970	10,000	150,000	100,000	40,000	3,970
4,000	12,000	150,000	100,000	45,000	4,000
5,000	16,000	180,000	130,000	48,000	5,000
5,156	16,000	180,000	130,000	48,000	5,156
6,000	16,000	210,000	160,000	48,000	6,000
6,350	16,000	220,000	170,000	48,000	6,350
7,000	16,000	235,000	185,000	48,000	7,000
7,938	16,000	260,000	210,000	48,000	7,938
8,000	16,000	260,000	210,000	48,000	8,000
9,000	16,000	280,000	230,000	48,000	9,000
9,525	16,000	290,000	240,000	48,000	9,525
10,000	20,000	320,000	260,000	50,000	10,000
11,000	20,000	340,000	290,000	50,000	11,000
11,113	20,000	340,000	290,000	50,000	11,113
12,000	20,000	370,000	310,000	50,000	12,000
12,700	20,000	385,000	330,000	50,000	12,700

Einlippenbohrer

Einlippenbohrer SuperT-NX



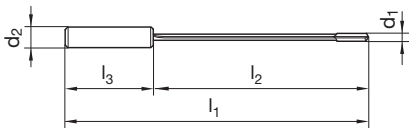
Katalog-Nr. 55017



P	M	K	N	S	H
●	●	●	○	○	○

Arbeitsrichtwerte
Seite 56

- Umfangsform G
- für legierte und hochlegierte Stähle



d1 mm	d2 mm	l1 mm	l2 mm	l3 mm	Code-Nr.
3,970	10,000	200,000	155,000	40,000	3,970
4,000	12,000	200,000	155,000	45,000	4,000
5,000	16,000	230,000	182,000	48,000	5,000
5,156	16,000	230,000	182,000	48,000	5,156
6,000	16,000	260,000	212,000	48,000	6,000
6,350	16,000	275,000	227,000	48,000	6,350
7,000	16,000	290,000	242,000	48,000	7,000
7,938	16,000	320,000	272,000	48,000	7,938
8,000	16,000	320,000	272,000	48,000	8,000
9,000	16,000	350,000	302,000	48,000	9,000
9,525	16,000	380,000	330,000	48,000	9,525
10,000	20,000	400,000	350,000	50,000	10,000
11,000	20,000	430,000	380,000	50,000	11,000
11,113	20,000	430,000	380,000	50,000	11,113
12,000	20,000	450,000	400,000	50,000	12,000
12,700	20,000	500,000	450,000	50,000	12,700

Einlippenbohrer

Einlippenbohrer SuperT-NX



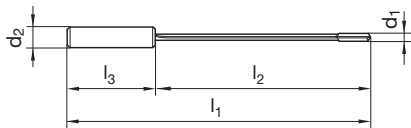
Katalog-Nr. 55022



P	M	K	N	S	H
●	●	●	○	○	○

Arbeitsrichtwerte
Seite 56

- Umfangsform G
- für legierte und hochlegierte Stähle



d1 mm	d2 mm	l1 mm	l2 mm	l3 mm	Code-Nr.
3,970	10,000	230,000	185,000	40,000	3,970
4,000	12,000	230,000	185,000	45,000	4,000
5,000	16,000	280,000	232,000	48,000	5,000
5,156	16,000	280,000	232,000	48,000	5,156
6,000	16,000	320,000	272,000	48,000	6,000
6,350	16,000	340,000	292,000	48,000	6,350
7,000	16,000	370,000	322,000	48,000	7,000
7,938	16,000	420,000	372,000	48,000	7,938
8,000	16,000	420,000	372,000	48,000	8,000
9,000	16,000	450,000	402,000	48,000	9,000
9,525	16,000	480,000	432,000	48,000	9,525
10,000	20,000	510,000	460,000	50,000	10,000
11,000	20,000	550,000	500,000	50,000	11,000
11,113	20,000	550,000	500,000	50,000	11,113
12,000	20,000	600,000	550,000	50,000	12,000
12,700	20,000	635,000	585,000	50,000	12,700

Einlippenbohrer

Einlippenbohrer SuperT-NX



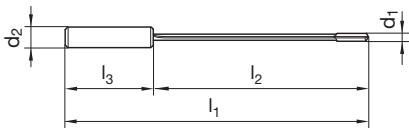
Katalog-Nr. 55023



P	M	K	N	S	H
●	●	●	○	○	○

Arbeitsrichtwerte
Seite 56

- Umfangsform G
- maximale Bohrtiefe je Werkzeug 40xD, bei größeren Bohrtiefen zuerst Bohrer Katalog-Nr. 75022 verwenden
- für legierte und hochlegierte Stähle



d1 mm	d2 mm	l1 mm	l2 mm	l3 mm	Code-Nr.
4,950	16,000	480,000	432,000	48,000	4,950
5,106	16,000	480,000	432,000	48,000	5,106
5,950	16,000	560,000	512,000	48,000	5,950
6,300	16,000	590,000	542,000	48,000	6,300
6,950	16,000	650,000	602,000	48,000	6,950
7,888	16,000	740,000	692,000	48,000	7,888
7,950	16,000	740,000	692,000	48,000	7,950
8,950	16,000	820,000	772,000	48,000	8,950
9,475	16,000	870,000	822,000	48,000	9,475
9,950	20,000	910,000	860,000	50,000	9,950
10,950	20,000	995,000	945,000	50,000	10,950
11,063	20,000	995,000	945,000	50,000	11,063
11,950	20,000	1080,000	1030,000	50,000	11,950
12,650	20,000	1140,000	1090,000	50,000	12,650

Einlippenbohrer

Einlippenbohrer TBE-VHM



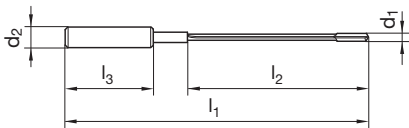
Katalog-Nr. 75024



P	M	K	N	S	H
•	•	•	•	○	

Arbeitsrichtwerte
Seite 56

- Spannnutlänge 45 mm
- Umfangsform G
- universell einsetzbar



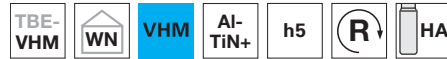
d1 mm	d2 mm	l1 mm	l2 mm	l3 mm	Code-Nr.
1,200	4,000	90,000	45,000	28,000	1,200
1,500	4,000	90,000	45,000	28,000	1,500
1,600	4,000	90,000	45,000	28,000	1,600
2,000	4,000	90,000	45,000	28,000	2,000
2,500	10,000	100,000	45,000	40,000	2,500
2,700	10,000	100,000	45,000	40,000	2,700
3,000	10,000	100,000	45,000	40,000	3,000
3,200	10,000	100,000	45,000	40,000	3,200

Einlippenbohrer

Einlippenbohrer TBE-VHM



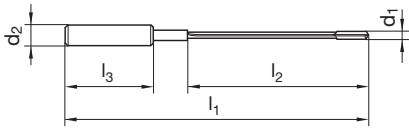
Katalog-Nr. 55024



P	M	K	N	S	H
●	●	●	●	○	○

Arbeitsrichtwerte
Seite 56

- Spannurlänge 45 mm
- Umfangsform G
- für legierte und hochlegierte Stähle



d1 mm	d2 mm	l1 mm	l2 mm	l3 mm	Code-Nr.
2,000	4,000	90,000	45,000	28,000	2,000
2,500	10,000	100,000	45,000	40,000	2,500
2,700	10,000	100,000	45,000	40,000	2,700
3,000	10,000	100,000	45,000	40,000	3,000
3,200	10,000	100,000	45,000	40,000	3,200

Einlippenbohrer

Einlippenbohrer TBE-VHM



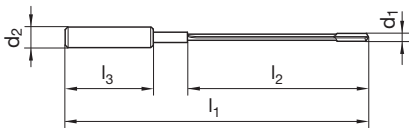
Katalog-Nr. 75020



P	M	K	N	S	H
●	●	○	○	○	○

Arbeitsrichtwerte
Seite 56

- Spannurlänge 80 mm
- Umfangsform G
- universell einsetzbar



d1 mm	d2 mm	l1 mm	l2 mm	l3 mm	Code-Nr.
1,200	4,000	125,000	80,000	28,000	1,200
1,500	4,000	125,000	80,000	28,000	1,500
1,600	4,000	125,000	80,000	28,000	1,600
2,000	4,000	125,000	80,000	28,000	2,000
2,500	10,000	135,000	80,000	40,000	2,500
2,700	10,000	135,000	80,000	40,000	2,700
3,000	10,000	135,000	80,000	40,000	3,000
3,200	10,000	135,000	80,000	40,000	3,200
3,500	10,000	135,000	80,000	40,000	3,500
4,000	10,000	135,000	80,000	40,000	4,000
4,200	10,000	135,000	80,000	40,000	4,200
4,500	10,000	135,000	80,000	40,000	4,500
5,000	10,000	135,000	80,000	40,000	5,000

Einlippenbohrer

Einlippenbohrer TBE-VHM



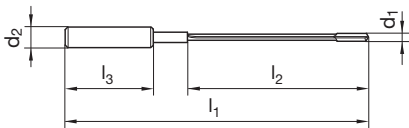
Katalog-Nr. 55020



P	M	K	N	S	H
●	●	●	○	○	

Arbeitsrichtwerte
Seite 56

- Spannnutlänge 80 mm
- Umfangsform G
- für legierte und hochlegierte Stähle



d1 mm	d2 mm	l1 mm	l2 mm	l3 mm	Code-Nr.
2,000	4,000	125,000	80,000	28,000	2,000
2,500	10,000	135,000	80,000	40,000	2,500
2,700	10,000	135,000	80,000	40,000	2,700
3,000	10,000	135,000	80,000	40,000	3,000
3,200	10,000	135,000	80,000	40,000	3,200
3,500	10,000	135,000	80,000	40,000	3,500
4,000	10,000	135,000	80,000	40,000	4,000
4,200	10,000	135,000	80,000	40,000	4,200
4,500	10,000	135,000	80,000	40,000	4,500
5,000	10,000	135,000	80,000	40,000	5,000

Einlippenbohrer

Einlippenbohrer TBE-VHM



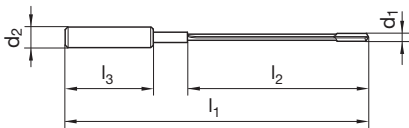
Katalog-Nr. 75026



P	M	K	N	S	H
●	●	○	●	○	○

Arbeitsrichtwerte
Seite 56

- Spannnutlänge 120 mm
- Umfangsform G
- universell einsetzbar



d1 mm	d2 mm	l1 mm	l2 mm	l3 mm	Code-Nr.
1,500	4,000	165,000	120,000	28,000	1,500
1,600	4,000	165,000	120,000	28,000	1,600
2,000	4,000	165,000	120,000	28,000	2,000
2,500	10,000	175,000	120,000	40,000	2,500
2,700	10,000	175,000	120,000	40,000	2,700
3,000	10,000	175,000	120,000	40,000	3,000
3,200	10,000	175,000	120,000	40,000	3,200
3,500	10,000	175,000	120,000	40,000	3,500
4,000	10,000	175,000	120,000	40,000	4,000
4,200	10,000	175,000	120,000	40,000	4,200
4,500	10,000	175,000	120,000	40,000	4,500
5,000	10,000	175,000	120,000	40,000	5,000

Einlippenbohrer

Einlippenbohrer TBE-VHM



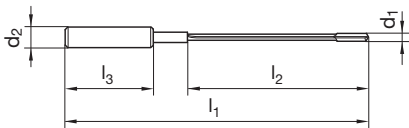
Katalog-Nr. 55026



P	M	K	N	S	H
●	●	●	○	○	

Arbeitsrichtwerte
Seite 56

- Spannurlänge 120 mm
- Umfangsform G
- für legierte und hochlegierte Stähle



d1 mm	d2 mm	l1 mm	l2 mm	l3 mm	Code-Nr.
2,000	4,000	165,000	120,000	28,000	2,000
2,500	10,000	175,000	120,000	40,000	2,500
2,700	10,000	175,000	120,000	40,000	2,700
3,000	10,000	175,000	120,000	40,000	3,000
3,200	10,000	175,000	120,000	40,000	3,200
3,500	10,000	175,000	120,000	40,000	3,500
4,000	10,000	175,000	120,000	40,000	4,000
4,200	10,000	175,000	120,000	40,000	4,200
4,500	10,000	175,000	120,000	40,000	4,500
5,000	10,000	175,000	120,000	40,000	5,000

Einlippenbohrer

Einlippenbohrer TBE-VHM



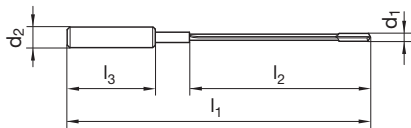
Katalog-Nr. 75021



P	M	K	N	S	H
●	●	○	●	○	○

Arbeitsrichtwerte
Seite 56

- Spannnutlänge 160 mm
- Umfangsform G
- universell einsetzbar



d1 mm	d2 mm	l1 mm	l2 mm	l3 mm	Code-Nr.
1,500	4,000	205,000	160,000	28,000	1,500
1,600	4,000	205,000	160,000	28,000	1,600
2,000	4,000	205,000	160,000	28,000	2,000
2,500	10,000	215,000	160,000	40,000	2,500
2,700	10,000	215,000	160,000	40,000	2,700
3,000	10,000	215,000	160,000	40,000	3,000
3,200	10,000	215,000	160,000	40,000	3,200
3,500	10,000	215,000	160,000	40,000	3,500
4,000	10,000	215,000	160,000	40,000	4,000
4,200	10,000	215,000	160,000	40,000	4,200
4,500	10,000	215,000	160,000	40,000	4,500
5,000	10,000	215,000	160,000	40,000	5,000
6,000	16,000	225,000	160,000	48,000	6,000
8,000	16,000	225,000	160,000	48,000	8,000

Einlippenbohrer

Einlippenbohrer TBE-VHM



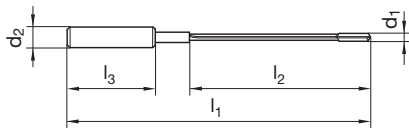
Katalog-Nr. 55021



P	M	K	N	S	H
●	●	●	○	○	

Arbeitsrichtwerte
Seite 56

- Spannurlänge 160 mm
- Umfangsform G
- für legierte und hochlegierte Stähle



d1 mm	d2 mm	l1 mm	l2 mm	l3 mm	Code-Nr.
2,000	4,000	205,000	160,000	28,000	2,000
2,500	10,000	215,000	160,000	40,000	2,500
2,700	10,000	215,000	160,000	40,000	2,700
3,000	10,000	215,000	160,000	40,000	3,000
3,200	10,000	215,000	160,000	40,000	3,200
3,500	10,000	215,000	160,000	40,000	3,500
4,000	10,000	215,000	160,000	40,000	4,000
4,200	10,000	215,000	160,000	40,000	4,200
4,500	10,000	215,000	160,000	40,000	4,500
5,000	10,000	215,000	160,000	40,000	5,000
6,000	16,000	225,000	160,000	48,000	6,000
8,000	16,000	225,000	160,000	48,000	8,000





HOCHLEISTUNGSSCHNELLSTAHL

SPIRALBOHRER



ISO-CODES

P	Stahl, hochlegierter Stahl
M	Rostfreier Stahl
K	Grauguss, Sphäroguss und Temperguss
N	Aluminium und andere Nichteisenmetalle
S	Sonder-, Super- und Titanlegierungen
H	Gehärteter Stahl und Hartguss

Auf den Produktseiten finden Sie zu jedem Werkzeug Empfehlungen zur Eignung für die Anwendungsgruppen bzw. die Angaben von max. Zugfestigkeit und Härte:

- optimal geeignet
- bedingt geeignet
- nicht geeignet



PIKTOGRAMME

SCHNEIDSTOFF	HSS	M42	HSS-Co	HSS-E-PM	HSS-Co8							
BESCHICHTUNG	blank	dampfbehandelt	TiN Kopf	TiN	TiAlN nano	Fasen nitriert						
Ø-TOLERANZ	h6	h8	-0,004									
BOHRTIEFE	~3xD	~5xD	~10xD	~15xD	~20xD	~25xD	<5xD	>25xD				
SCHNEIDRICHTUNG												
	rechts	links										
SCHAFFFORM												
SPITZENWINKEL												
NORM	DIN 1897	DIN 338	DIN 339	DIN 1869	DIN 1899	DIN 345	DIN 346	DIN 341	DIN 344	DIN 1870		
	DIN 8374	DIN 8378	DIN 8376	DIN 8379	DIN 8377	DIN 333	DIN 343	DIN 340		Werksnorm		
TYP	N	NX	V97	V-PM	VX	V72	H	V66				
	V66Ti	V70	V73	V63	V73-IK	N-IK	V70-IK	V63-IK				

P	M	K	N	S	H	Typ	Schneid- richtung	Spitzen- winkel °	Schneidstoff	Oberfläche	Norm	d1/mm	Katalog-Nr.	Progr. Seite
---	---	---	---	---	---	-----	----------------------	----------------------	--------------	------------	------	-------	-------------	-----------------

Spiralbohrer extra kurz

						N	rechts	118	HSS	blank	DIN 1897	0,500 - 32,000	71110	190
						N	links	118	HSS	blank	DIN 1897	0,500 - 32,000	71111	192
						N	rechts	118	HSS	dampfbe- handelt	DIN 1897	2,000 - 27,000	71108	194
						N	links	118	HSS	dampfbe- handelt	DIN 1897	2,600 - 26,500	71109	196
						N	rechts	118	HSS	TiN	DIN 1897	1,000 - 13,100	61118	197
						N	rechts	135	M42	blank	DIN 1897	1,000 - 10,000	71106	199
						NX	rechts	118	HSS-Co	blank	DIN 1897	1,000 - 14,000	71220	200
						NX	rechts	118	HSS-Co	TiN	DIN 1897	1,000 - 14,000	61220	202
						V97	rechts	130	HSS-Co	TiAlN nano	DIN 1897	2,000 - 16,000	51159	204
						V-PM	rechts	130	HSS-E-PM	TiN	DIN 1897	1,000 - 14,000	61131	205
						VX	rechts	118	HSS-Co	dampfbe- handelt	DIN 1897	1,000 - 10,000	71112	206
						VX	rechts	118	HSS-Co	TiN	DIN 1897	1,000 - 12,500	61112	207
						V72	rechts	118	HSS	blank	Werksnorm	1,000 - 16,000	71114	209
						V72	links	118	HSS	blank	Werksnorm	1,000 - 16,000	71113	210

Spiralbohrer kurz

						N	rechts	118	HSS	blank	DIN 338	0,200 - 16,000	71116	212
--	--	--	--	--	--	---	--------	-----	-----	-------	---------	----------------	-------	-----

P	M	K	N	S	H	Typ	Schneid- richtung	Spitzen- winkel °	Schneidstoff	Oberfläche	Norm	d1/mm	Katalog-Nr.	Progr. Seite
---	---	---	---	---	---	-----	----------------------	----------------------	--------------	------------	------	-------	-------------	-----------------

Spiralbohrer kurz

	•		•	•		N	links	118	HSS	blank	DIN 338	2,800 - 13,500	71119	214
	•		•	•		N	rechts	118	HSS	dampfbe- handelt	DIN 338	2,000 - 20,000	71115	215
	•		•	○		N	rechts	118	HSS	TiN	DIN 338	1,000 - 16,000	61116	218
	•		•	○		N	rechts	118	HSS	TiN Kopf	DIN 338	1,000 - 16,000	61115	220
	•	•	•	○		N	rechts	118	HSS-Co	dampfbe- handelt	DIN 338	1,000 - 15,000	71149	222
	•	•	•	•	○	N	rechts	135	M42	blank	DIN 338	1,000 - 16,000	71148	224
			○			H	rechts	118	HSS	blank	DIN 338	1,000 - 12,000	71117	226
	•	•	•	•		NX	rechts	118	HSS-Co	blank	DIN 338	1,000 - 14,000	71221	228
	•	•	•	•		NX	rechts	118	HSS-Co	TiN	DIN 338	1,000 - 14,000	61221	230
	•	○		○		V66	rechts	130	HSS-Co	Fasen nitriert	DIN 338	0,800 - 13,500	71123	232
	○	•		•		V66 Ti	rechts	130	HSS-Co	blank	DIN 338	1,000 - 16,000	71122	234
		•		○		V66 Ti	rechts	130	HSS-Co	TiN	DIN 338	1,000 - 13,500	61223	236
	○	•		○		V66 Ti	rechts	130	HSS-Co	TiAlN nano	DIN 338	2,000 - 13,000	51122	238
	•		○	•		V70	rechts	130	HSS	blank	DIN 338	1,500 - 15,500	71124	239
	•		○	•		V70	links	130	HSS	blank	DIN 338	1,500 - 16,000	71126	241
	•		•	○		V70	rechts	130	HSS	TiN	DIN 338	1,500 - 16,000	61124	243

P	M	K	N	S	H	Typ	Schneid- richtung	Spitzen- winkel °	Schneidstoff	Oberfläche	Norm	d1/mm	Katalog-Nr.	Progr. Seite
---	---	---	---	---	---	-----	----------------------	----------------------	--------------	------------	------	-------	-------------	-----------------

Spiralbohrer kurz

						V70	rechts	130	HSS-Co	Fasen nitriert	DIN 338	1,500 - 13,000	71158	245
						V63	rechts	130	HSS-Co	TiN	DIN 338	1,500 - 13,000	61158	247
						V72	rechts	118	HSS	blank	DIN 338	0,550 - 13,000	71128	248
						V72	links	118	HSS	blank	DIN 338	0,500 - 12,800	71129	250
						V97	rechts	130	HSS-Co	TiAlN nano	DIN 338	1,000 - 13,000	51158	251
						V-PM	rechts	130	HSS-E-PM	TiN	DIN 338	1,000 - 14,000	61232	253

Spiralbohrer-Sätze



						NX	rechts	118	HSS-Co	blank	DIN 338		79012	254
--	--	--	--	--	--	----	--------	-----	--------	-------	---------	--	-------	-----



						N	rechts	118	HSS	dampfbe- handelt	DIN 338		78879	254
--	--	--	--	--	--	---	--------	-----	-----	---------------------	---------	--	-------	-----



						N	rechts	118	HSS	TiN Kopf	DIN 338		78880	255
--	--	--	--	--	--	---	--------	-----	-----	----------	---------	--	-------	-----

P	M	K	N	S	H	Typ	Schneid- richtung	Spitzen- winkel °	Schneidstoff	Oberfläche	Norm	d1/mm	Katalog-Nr.	Progr. Seite
---	---	---	---	---	---	-----	----------------------	----------------------	--------------	------------	------	-------	-------------	-----------------

Spiralbohrer-Sätze



												Werksnorm	78877	256
--	--	--	--	--	--	--	--	--	--	--	--	-----------	--------------	-----



												Werksnorm	78878	256
--	--	--	--	--	--	--	--	--	--	--	--	-----------	--------------	-----

Spiralbohrer mit verst. Zylinderschaft



•	•	•	•	•	•	NX	rechts	118	HSS-Co	TiN	Werksnorm	2,000 - 20,000	61120	257
---	---	---	---	---	---	----	--------	-----	---------------	-----	-----------	----------------	--------------	-----



•	•	•	•	•	•	NX	rechts	118	HSS-Co	TiN	Werksnorm	2,000 - 20,000	61121	259
---	---	---	---	---	---	----	--------	-----	---------------	-----	-----------	----------------	--------------	-----



•	•	•	•	•	•	V-PM	rechts	130	HSS-E-PM	TiAlN nano	Werksnorm	2,000 - 13,000	51132	261
---	---	---	---	---	---	------	--------	-----	-----------------	------------	-----------	----------------	--------------	-----

Spiralbohrer kurz, Schaft-Ø 16,0 mm



•	•	•	•	•	•	V72	rechts	118	HSS-Co	blank	Werksnorm	16,000 - 30,000	71168	262
---	---	---	---	---	---	-----	--------	-----	---------------	-------	-----------	-----------------	--------------	-----

Spiralbohrer kurz, Schaft-Ø 25,4 mm



•	•	•	•	•	•	V72	rechts	118	HSS-Co	blank	Werksnorm	28,000 - 40,000	71169	263
---	---	---	---	---	---	-----	--------	-----	---------------	-------	-----------	-----------------	--------------	-----

Bohrbuchsenbohrer



•	•	•	•	•	•	N	rechts	118	HSS	dampfbe- handelt	DIN 339	1,000 - 19,500	71130	264
---	---	---	---	---	---	---	--------	-----	------------	---------------------	---------	----------------	--------------	-----

P	M	K	N	S	H	Typ	Schneid- richtung	Spitzen- winkel °	Schneidstoff	Oberfläche	Norm	d1/mm	Katalog-Nr.	Progr. Seite
---	---	---	---	---	---	-----	----------------------	----------------------	--------------	------------	------	-------	-------------	-----------------

Spiralbohrer lang

						N	rechts	118	HSS	blank	DIN 340	0,500 - 16,500	71136	265
						N	rechts	118	HSS	dampfbe- handelt	DIN 340	1,800 - 20,000	71135	266
						N	rechts	118	HSS	TiN	DIN 340	1,000 - 16,000	61136	268
						NX	rechts	118	HSS-Co	blank	DIN 340	1,000 - 14,000	71222	270
						NX	rechts	118	HSS-Co	TiN	DIN 340	1,000 - 14,000	61222	272
						V66	rechts	130	HSS-Co	blank	DIN 340	1,000 - 13,000	71225	274
						V70	rechts	130	HSS	blank	DIN 340	1,500 - 12,000	71150	275
						V70	links	130	HSS	blank	DIN 340	1,500 - 13,000	71152	276
						V70	rechts	130	HSS	TiN	DIN 340	2,000 - 12,000	61150	277
						V73	rechts	130	HSS	Fasen nitriert	DIN 340	1,500 - 12,700	71154	278
						V73	rechts	130	HSS-Co	Fasen nitriert	DIN 340	1,500 - 13,000	71156	280

Spiralbohrer überlang, Reihe 1

						V63	rechts	130	HSS	Fasen nitriert	DIN 1869	2,000 - 13,000	71145	282
						V63	rechts	130	HSS-Co	Fasen nitriert	DIN 1869	3,000 - 12,700	71192	284

Spiralbohrer überlang, Reihe 2

						V63	rechts	130	HSS	Fasen nitriert	DIN 1869	3,000 - 13,000	71146	285
--	--	--	--	--	--	-----	--------	-----	-----	-------------------	----------	----------------	-------	-----

P	M	K	N	S	H	Typ	Schneid- richtung	Spitzen- winkel °	Schneidstoff	Oberfläche	Norm	d1/mm	Katalog-Nr.	Progr. Seite
---	---	---	---	---	---	-----	----------------------	----------------------	--------------	------------	------	-------	-------------	-----------------

Spiralbohrer überlang, Reihe 2



•	○	•	•	•	•	V63	rechts	130	HSS-Co	Fasen nitriert	DIN 1869	3,000 - 12,000	71193	286
---	---	---	---	---	---	-----	--------	-----	--------	-------------------	----------	----------------	--------------	-----

Spiralbohrer überlang, Reihe 3



•	•	•	•	•	•	V63	rechts	130	HSS	Fasen nitriert	DIN 1869	3,500 - 13,000	71147	287
---	---	---	---	---	---	-----	--------	-----	-----	-------------------	----------	----------------	--------------	-----

Spiralbohrer extra lang



•	•	•	•	•	•	V63	rechts	130	HSS	Fasen nitriert	Werksnorm	6,000 - 12,000	71195	288
---	---	---	---	---	---	-----	--------	-----	-----	-------------------	-----------	----------------	--------------	-----



•	•	•	•	•	•	V63	rechts	130	HSS	blank	Werksnorm	8,000 - 12,000	71196	289
---	---	---	---	---	---	-----	--------	-----	-----	-------	-----------	----------------	--------------	-----

Kühlkanalbohrer



•	•	•	•	•	•	V73-IK	rechts	130	HSS	blank	Werksnorm	3,000 - 13,000	71584	290
---	---	---	---	---	---	--------	--------	-----	-----	-------	-----------	----------------	--------------	-----

Kleinstbohrer



•	•	•	•	•	•	N	rechts	118	HSS-E-PM	blank	DIN 1899	0,050 - 1,450	71187	291
---	---	---	---	---	---	---	--------	-----	----------	-------	----------	---------------	--------------	-----

NC-Anbohrer



•	•	•	•	•	•	N	rechts	90	HSS	blank	Werksnorm	3,000 - 25,400	71175	293
---	---	---	---	---	---	---	--------	----	-----	-------	-----------	----------------	--------------	-----



•	•	•	•	•	•	N	rechts	90	HSS	TiN	Werksnorm	3,000 - 25,000	61175	294
---	---	---	---	---	---	---	--------	----	-----	-----	-----------	----------------	--------------	-----



•	•	•	•	•	•	N	rechts	120	HSS	blank	Werksnorm	3,000 - 25,400	71176	295
---	---	---	---	---	---	---	--------	-----	-----	-------	-----------	----------------	--------------	-----

P	M	K	N	S	H	Typ	Schneid- richtung	Spitzen- winkel °	Schneidstoff	Oberfläche	Norm	d1/mm	Katalog-Nr.	Progr. Seite
---	---	---	---	---	---	-----	----------------------	----------------------	--------------	------------	------	-------	-------------	-----------------

Spiralbohrer kurz



•	•	○	○	○		N	rechts	130	HSS-Co8	blank	Werksnorm	10,000 - 25,500	71303	296
---	---	---	---	---	--	---	--------	-----	---------	-------	-----------	-----------------	-------	-----



•	•	○	○	○		N	rechts	130	HSS-Co8	blank	Werksnorm	12,000 - 30,000	71304	297
---	---	---	---	---	--	---	--------	-----	---------	-------	-----------	-----------------	-------	-----

Spiralbohrer



•	•	•	•	•		N	rechts	118	HSS	dampfbe- handelt	DIN 345	3,750 - 68,000	71300	298
---	---	---	---	---	--	---	--------	-----	-----	---------------------	---------	----------------	-------	-----



•	○	•	•	•		N	rechts	118	HSS-Co	dampfbe- handelt	DIN 345	5,000 - 33,000	71416	301
---	---	---	---	---	--	---	--------	-----	--------	---------------------	---------	----------------	-------	-----



•	•	•	•	•		V70	rechts	130	HSS	blank	DIN 345	7,940 - 32,000	71305	302
---	---	---	---	---	--	-----	--------	-----	-----	-------	---------	----------------	-------	-----



•	•	•	•	•		V66 Ti	rechts	130	HSS-Co	blank	DIN 345	8,500 - 32,000	71312	303
---	---	---	---	---	--	--------	--------	-----	--------	-------	---------	----------------	-------	-----



•	•	•	•	•		V66 Ti	rechts	130	HSS-Co	blank	DIN 346	11,000 - 29,000	71313	304
---	---	---	---	---	--	--------	--------	-----	--------	-------	---------	-----------------	-------	-----

Bohrbuchsenbohrer



•	•	•	•	•		N	rechts	118	HSS	dampfbe- handelt	DIN 341	6,000 - 45,000	71320	305
---	---	---	---	---	--	---	--------	-----	-----	---------------------	---------	----------------	-------	-----



•	•	•	•	•		V70	rechts	130	HSS	blank	DIN 341	8,000 - 44,000	71322	306
---	---	---	---	---	--	-----	--------	-----	-----	-------	---------	----------------	-------	-----

Spiralbohrer überlang, Reihe 1



•	•	•	•	•		V63	rechts	130	HSS	Fasen nitriert	DIN 1870	8,000 - 30,000	71325	307
---	---	---	---	---	--	-----	--------	-----	-----	-------------------	----------	----------------	-------	-----

Spiralbohrer überlang, Reihe 2



•	•	•	•	•		V63	rechts	130	HSS	Fasen nitriert	DIN 1870	8,000 - 43,000	71326	308
---	---	---	---	---	--	-----	--------	-----	-----	-------------------	----------	----------------	-------	-----

P	M	K	N	S	H	Typ	Schneid- richtung	Spitzen- winkel °	Schneidstoff	Oberfläche	Norm	d1/mm	Katalog-Nr.	Progr. Seite
---	---	---	---	---	---	-----	----------------------	----------------------	--------------	------------	------	-------	-------------	-----------------

Kühlkanalbohrer



•	○	•	○			N-IK	rechts	118	HSS	dampfbe- handelt	Werksnorm	10,000 - 40,000	71554	309
---	---	---	---	--	--	------	--------	-----	------------	---------------------	-----------	-----------------	--------------	-----

Mehrbereichs-Spiralbohrer mit Kühlkanal, lang



•		•	•			V70-IK	rechts	130	HSS-Co	dampfbe- handelt	Werksnorm	14,500 - 32,000	71550	310
---	--	---	---	--	--	--------	--------	-----	---------------	---------------------	-----------	-----------------	--------------	-----



•		•	•			V70-IK	rechts	130	HSS-Co	dampfbe- handelt	Werksnorm	8,000 - 31,500	71553	311
---	--	---	---	--	--	--------	--------	-----	---------------	---------------------	-----------	----------------	--------------	-----

Tiefloch-Spiralbohrer mit Kühlkanal, überlang



•	○	•	○	○		V63-IK	rechts	130	HSS-Co	dampfbe- handelt	Werksnorm	14,500 - 31,500	71565	312
---	---	---	---	---	--	--------	--------	-----	---------------	---------------------	-----------	-----------------	--------------	-----



•	○	•	○	○		V63-IK	rechts	130	HSS-Co	dampfbe- handelt	Werksnorm	8,000 - 14,000	71567	313
---	---	---	---	---	--	--------	--------	-----	---------------	---------------------	-----------	----------------	--------------	-----



•	○	•	○	○		V63-IK	rechts	130	HSS-Co	dampfbe- handelt	Werksnorm	14,500 - 32,000	71566	314
---	---	---	---	---	--	--------	--------	-----	---------------	---------------------	-----------	-----------------	--------------	-----



•	○	•	○	○		V63-IK	rechts	130	HSS-Co	dampfbe- handelt	Werksnorm	8,000 - 31,500	71568	315
---	---	---	---	---	--	--------	--------	-----	---------------	---------------------	-----------	----------------	--------------	-----

Kühlmittelzuführhinge



											Werksnorm		71560	316
--	--	--	--	--	--	--	--	--	--	--	-----------	--	--------------	-----

P	M	K	N	S	H	Typ	Schneid- richtung	Senkwinkel °	Schneidstoff	Oberfläche	Norm	d1/mm	Katalog-Nr.	Progr. Seite
---	---	---	---	---	---	-----	----------------------	-----------------	--------------	------------	------	-------	-------------	-----------------

Mehrfasenstufenbohrer mit Zylinderschaft

	•		•			N	rechts	90	HSS	dampfbe- handelt	DIN 8374	6,000 - 19,000	71501	317
	•		•			N	rechts	90	HSS	dampfbe- handelt	DIN 8378	3,400 - 13,500	71503	318
	•		•			N	rechts	180	HSS	dampfbe- handelt	DIN 8376	6,000 - 18,000	71500	319

Mehrfasenstufenbohrer mit Morsekegel

	•		•			N	rechts	90	HSS	dampfbe- handelt	DIN 8379	9,000 - 22,000	71523	320
	•		•			N	rechts	180	HSS	dampfbe- handelt	DIN 8377	11,000 - 26,000	71520	321

P	M	K	N	S	H	Typ	Schneid- richtung	Form	Schneidstoff	Oberfläche	Norm	d1/mm	Katalog-Nr.	Progr. Seite
---	---	---	---	---	---	-----	----------------------	------	--------------	------------	------	-------	-------------	-----------------

Zentrierbohrer ohne Fläche

		N	rechts	A	HSS	blank	DIN 333	0,500 - 12,500	71600	322
		N	links	A	HSS	blank	DIN 333	0,500 - 8,000	71601	323
		N	rechts	R	HSS	blank	DIN 333	0,500 - 10,000	71602	324
		N	rechts	R	HSS	TiN	DIN 333	0,800 - 6,300	61602	325
		N	rechts	A	HSS	blank	DIN 333	1,000 - 6,300	71605	326
		N	rechts	B	HSS	blank	DIN 333	1,000 - 6,300	71604	327

Zentrierbohrer mit Fläche

		N	rechts	A	HSS	blank	DIN 333	1,600 - 6,300	71607	328
		N	rechts	R	HSS	blank	DIN 333	1,600 - 8,000	71609	329

P	M	K	N	S	H	Typ	Schneid- richtung	Spitzen- winkel °	Schneidstoff	Oberfläche	Norm	d1/mm	Katalog-Nr.	Progr. Seite
---	---	---	---	---	---	-----	----------------------	----------------------	--------------	------------	------	-------	-------------	-----------------

Aufbohrer mit Zylinderschaft



•		•				N	rechts	120	HSS	dampfbe- handelt	DIN 344	4,800 - 16,000	72200	330
---	--	---	--	--	--	---	--------	-----	------------	---------------------	---------	----------------	--------------	-----

Aufbohrer mit Morsekegel



•		•				N	rechts	120	HSS	dampfbe- handelt	DIN 343	9,000 - 48,600	72210	331
---	--	---	--	--	--	---	--------	-----	------------	---------------------	---------	----------------	--------------	-----

Arbeitsrichtwerte für Spiralbohrer

Vorschubreihen										
Code-Buchstabe	A	B	C	D	E	F	G	H	I	
Werkzeug-Ø mm	0,50	0,004	0,006	0,007	0,008	0,010	0,012	0,014	0,016	0,019
	1,00	0,006	0,008	0,012	0,014	0,016	0,018	0,020	0,023	0,025
	2,00	0,020	0,025	0,032	0,040	0,050	0,063	0,080	0,100	0,125
	2,50	0,025	0,032	0,040	0,050	0,063	0,080	0,100	0,125	0,160
	3,15	0,032	0,040	0,050	0,063	0,080	0,100	0,125	0,160	0,160
	4,00	0,040	0,050	0,063	0,080	0,100	0,125	0,160	0,200	0,200
	5,00	0,040	0,050	0,063	0,080	0,100	0,125	0,160	0,200	0,250
	6,30	0,050	0,063	0,080	0,100	0,125	0,160	0,200	0,250	0,315
	8,00	0,063	0,080	0,100	0,125	0,160	0,200	0,250	0,315	0,315
	10,00	0,080	0,100	0,125	0,160	0,200	0,250	0,315	0,400	0,400
	12,50	0,080	0,100	0,125	0,160	0,200	0,250	0,315	0,400	0,500
	16,00	0,100	0,125	0,160	0,200	0,250	0,315	0,400	0,500	0,630
	20,00	0,125	0,160	0,200	0,250	0,315	0,400	0,500	0,630	0,630
	25,00	0,160	0,200	0,250	0,315	0,400	0,500	0,630	0,800	0,800
	31,50	0,160	0,200	0,250	0,315	0,400	0,500	0,630	0,800	1,000
	40,00	0,200	0,250	0,315	0,400	0,500	0,630	0,800	1,000	1,250

Werkzeuge mit fett gedruckten Vorschubreihen-Codebuchstaben sind für die entsprechende Werkstoffgruppe vorrangig einzusetzen.

- R** rechtsschneidend
(Bestell-Nr. ohne Schneidrichtungssymbol sind grundsätzlich rechtsschneidend)
- L** linksschneidend

Kühlmitteleinsatz:

- Schneidöl, hochaktiviert ■
- Bohrölemulsion ■
- ohne Schmiermittel
- nur Luftkühlung □

Werkstoffgruppe	Werkstoffbeispiele, neue Bezeichnung (in Klammern alte Bezeichnung) Fettgedruckte Zahlen = Werkstoff-Nr. nach DIN EN	Zugfestigkeit MPa (N/mm ²)	Härte	Kühl- mittel
Allgemeine Baustähle	1.0035 S185(St33), 1.0486 P275N(StE285), 1.0345 P235GH(H1), 1.0425 P265GH(H2) 1.0050 E295 (St50-2), 1.0070 E360 (St70-2), 1.8937 P500NH (WStE500)	≤500 >500-850		■
Automatenstähle	1.0718 11SMnPb30 (9SMnPb28), 1.0736 11SMn37 (9SMn36) 1.0727 46S20 (45S20), 1.0728 (60S20), 1.0757 46SPb20 (45SPb20)	≤850 850-1000		■
Unlegierte Vergütungsstähle	1.0402 C22, 1.1178 C30E (Ck30) 1.0503 C45, 1.1191 C45E (Ck45) 1.0601 C60, 1.1221 C60E (Ck60)	≤ 700 700-850 850-1000		■
Legierte Vergütungsstähle	1.5131 50MnSi4, 1.7003 38Cr2, 1.7030 28Cr4 1.5710 36NiCr6, 1.7035 41Cr4, 1.7225 42CrMo4	850-≤1000 1000-1200		■
Unlegierte Einsatzstähle	1.0301 (C10), 1.1121 C10E (Ck10)	≤750		■
Legierte Einsatzstähle	1.7043 38Cr4 1.5752 15NiCr13 (15NiCr13), 1.7131 16MnCr5, 1.7264 20CrMo5	850-≤1000 1000-1200		■ ■
Nitrierstähle	1.8504 34CrAl6 1.8519 31CrMoV9, 1.8550 34CrAlNi7	≥850-≤1000 >1000-1200		■ ■
Werkzeugstähle	1.1750 C75W, 1.2067 102Cr6, 1.2307 29CrMoV9 1.2080 X210Cr12, 1.2083 X42Cr13, 1.2419 105WCr6, 1.2767 X45NiCrMo4	≤850 >850-1000		■ ■
Schnellarbeitsstähle	1.3243 S 6-5-2-5, 1.3343 S 6-5-2, 1.3344 S 6-5-3	≥650-1000		■
Federstähle	1.5026 55Si7, 1.7176 55Cr3, 1.8159 51CrV4 (51CrV4)		≤330 HB	■ ■
Gehärtete Stähle	-		≤40-48 HRC >48-60 HRC	■ ■
Rostfreie Stähle, geschwefelt austenitisch martensitisch	1.4005 X12CrS13, 1.4104 X14CrMoS17, 1.4105 X6CrMoS17, 1.4305 X8CrNiS18-9 1.4301 X5CrNi18-10 (V2A), 1.4541 X6CrNiTi18-10, 1.4571 X6CrNiMoTi 17-12-2 (V4A) 1.4057 X20CrNi 17 2 (X17CrNi16-2), 1.4122 X39CrMo17-1, 1.4521 X2CrMoTi18-2	≤850 ≤850 ≤850		■ ■
Gusseisen	0.6010 EN-GJL-100(GG10), 0.6020 EN-GJL-200(GG20) 0.6025 EN-GJL-250(GG25), 0.6035 EN-GJL-350(GG35)	850-≤1000 1000-1200		■ □
Kugelgraphit- und Tempereguss	0.7050 EN-GJS-500-7(GGG50), 0.8035 EN-GJMW-350-4(GTW35) 0.7070 EN-GJS-700-2(GGG70), 0.8170 EN-GJMB-700-2(GTS70)		≤240 HB <300 HB	■ ■
Hartguss	-		≤350 HB	■
Neue Gusswerkstoffe GGV	EN-GJV250 (GGV25), EN-GJV350 (GGV35) EN-GJV400 (GGV40), EN-GJV500 (GGV50), SiMo6			■ □
Neue Gusswerkstoffe ADI	EN-GJS-800-8 (ADI800), EN-GJS-1000-5 (ADI1000) EN-GJS-1200-2 (ADI1200), EN-GJS-1400-1 (ADI1400)	800-1000 1200-1400		■ □
Sonderlegierungen	Nimonic, Inconel, Monel, Hastelloy	≤1200		■
Titan und Titan-Legierungen	3.7024 Ti99,5, 3.7114 TiAl5Sn2,5, 3.7124 TiCu2 3.7154 TiAl6Zr5, 3.7165 TiAl6V4, 3.7184 TiAl4Mo4Sn2,5, - TiAl8Mo1V1	≤850 >850-1200		■ ■
Aluminium und Al-Legierungen	3.0255 Al99,5, 3.2315 AlMgSi1, 3.3515 AlMg1	≤400		■
Al-Knetlegierungen	3.0615 AlMgSiPb, 3.1325 AlCuMg1, 3.3245 AlMg3Si, 3.4365 AlZnMgCu1,5	≤450		■ ■
Al-Gusslegierungen ≤ 10 % Si > 10 % Si	3.2131 G-AlSi5Cu1, 3.2153 G-AlSi7Cu3, 3.2573 G-AlSi9 3.2581 G-AlSi12, 3.2583 G-AlSi12Cu, - G-AlSi12CuNiMg	≤600 ≤600		■ ■
Magnesium-Legierungen	3.5200 MgMn2, 3.5812.05 G-MgAl8Zn1, 3.5612.05 G-MgAl6Zn1	≤450		□
Kupfer, niedriglegiert	2.0070 SE-Cu, 2.1020 CuSn6, 2.1096 G-CuSn5ZnPb	≤400		■ ■
Messing, kurzspanend langspanend	2.0380 CuZn39Pb2, 2.0401 CuZn39Pb3, 2.0410 CuZn43Pb2 2.0250 CuZn20, 2.0280 CuZn33, 2.0332 CuZn37Pb0,5	≤600 ≤600		■ ■
Bronzen, kurzspanend	2.1090 CuSn7ZnPb, 2.1170 CuPb5Sn5, 2.1176 CuPb10Sn 2.0790 CuNi18Zn19Pb	≤600 >600-850		■ ■
Bronzen, langspanend	2.0916 CuAl5, 2.0960 CuAl9Mn, 2.1050 CuSn10 2.0980 CuAl11Ni, 2.1247 CuBe2	≤850 >850-1000		■ ■
Kunststoffe, duroplastisch thermoplastisch	Epoxidharz, Resopal, Pertinax, Moltopren Plexiglas, Hostalen, Novodur, Makralon			- □
Kunststoffe, aramidfaserverstärkt glas-/kohlefaserverstärkt	Kevlar GFK/CFK			- □

Arbeitsrichtwerte für Spiralbohrer

Werkzeuge mit fett gedruckten Vorschubreihen-Codebuchstaben sind für die entsprechende Werkstoffgruppe vorrangig einzusetzen.

Vorschubreihen											
Code-Buchstabe	A	B	C	D	E	F	G	H	I		
Werkzeug-Ø mm	0,50	0,004	0,006	0,007	0,008	0,010	0,012	0,014	0,016	0,019	Vorschübe f (mm/U)
	1,00	0,006	0,008	0,012	0,014	0,016	0,018	0,020	0,023	0,025	
	2,00	0,020	0,025	0,032	0,040	0,050	0,063	0,080	0,100	0,125	
	2,50	0,025	0,032	0,040	0,050	0,063	0,080	0,100	0,125	0,160	
	3,15	0,032	0,040	0,050	0,063	0,080	0,100	0,125	0,160	0,160	
	4,00	0,040	0,050	0,063	0,080	0,100	0,125	0,160	0,200	0,200	
	5,00	0,040	0,050	0,063	0,080	0,100	0,125	0,160	0,200	0,250	
	6,30	0,050	0,063	0,080	0,100	0,125	0,160	0,200	0,250	0,315	
	8,00	0,063	0,080	0,100	0,125	0,160	0,200	0,250	0,315	0,315	
	10,00	0,080	0,100	0,125	0,160	0,200	0,250	0,315	0,400	0,400	
	12,50	0,080	0,100	0,125	0,160	0,200	0,250	0,315	0,400	0,500	
	16,00	0,100	0,125	0,160	0,200	0,250	0,315	0,400	0,500	0,630	
	20,00	0,125	0,160	0,200	0,250	0,315	0,400	0,500	0,630	0,630	
	25,00	0,160	0,200	0,250	0,315	0,400	0,500	0,630	0,800	0,800	
	31,50	0,160	0,200	0,250	0,315	0,400	0,500	0,630	0,800	1,000	
	40,00	0,200	0,250	0,315	0,400	0,500	0,630	0,800	1,000	1,250	
	50,00	0,250	0,310	0,400	0,500	0,630	0,800	1,000	1,250	1,250	
	63,00	0,315	0,400	0,500	0,630	0,800	1,000	1,250	1,600	1,600	
80,00	0,400	0,500	0,630	0,800	1,000	1,250	1,600	1,600	2,000		

Vorschubreihen für 71187											
Werkzeug-Ø mm	A	B	C	D	E	F	G	H	I		
0,10	0,002	0,003	0,003	0,004	0,005	0,006	0,007	0,010	0,013	0,016	Vorschübe f (mm/U)
0,16	0,002	0,003	0,004	0,005	0,007	0,009	0,012	0,016	0,022		
0,25	0,003	0,004	0,005	0,007	0,009	0,011	0,014	0,019	0,024		
0,30	0,004	0,005	0,007	0,009	0,011	0,015	0,019	0,025	0,033		
0,50	0,005	0,007	0,008	0,011	0,014	0,019	0,024	0,031	0,041		
0,63	0,007	0,009	0,012	0,015	0,020	0,026	0,034	0,044	0,057		
0,80	0,010	0,013	0,016	0,020	0,024	0,031	0,038	0,048	0,060		
1,00	0,020	0,024	0,029	0,035	0,041	0,050	0,060	0,072	0,086		
1,50	0,030	0,035	0,040	0,046	0,052	0,060	0,069	0,080	0,092		

- Kühlmitteleinsatz:**
- Schneidöl, hochaktiviert
 - Bohrölemulsion
 - ohne Schmiermittel
 - nur Luftkühlung

Werkstoffgruppe	Werkstoffbeispiele, neue Bezeichnung (in Klammern alte Bezeichnung) Fettgedruckte Zahlen = Werkstoff-Nr. nach DIN EN	Zugfestigkeit MPa (N/mm ²)	Härte	Kühl- mittel
Allgemeine Baustähle	1.0035 S185(St33), 1.0486 P275N(StE285), 1.0345 P235GH(H1), 1.0425 P265GH(H2) 1.0050 E295 (St50-2), 1.0070 E360 (St70-2), 1.8937 P500NH (WStE500)	≤500 >500-850		<input checked="" type="checkbox"/> <input checked="" type="checkbox"/>
Automatenstähle	1.0718 11SMnPb30 (9SMnPb28), 1.0736 11SMn37 (9SMn36) 1.0727 46S20 (45S20), 1.0728 (60S20), 1.0757 46SPb20 (45SPb20)	≤850 850-1000		<input checked="" type="checkbox"/> <input checked="" type="checkbox"/>
Unlegierte Vergütungsstähle	1.0402 C22, 1.1178 C30E (Ck30) 1.0503 C45, 1.1191 C45E (Ck45) 1.0601 C60, 1.1221 C60E (Ck60)	≤ 700 700-850 850-1000		<input checked="" type="checkbox"/> <input checked="" type="checkbox"/> <input checked="" type="checkbox"/>
Legierte Vergütungsstähle	1.5131 50MnSi4, 1.7003 38Cr2, 1.7030 28Cr4 1.5710 36NiCr6, 1.7035 41Cr4, 1.7225 42CrMo4	850-≤1000 1000-1200		<input checked="" type="checkbox"/> <input checked="" type="checkbox"/>
Unlegierte Einsatzstähle	1.0301 (C10), 1.1121 C10E (Ck10)	≤750		<input checked="" type="checkbox"/>
Legierte Einsatzstähle	1.7043 38Cr4 1.5752 15NiCr13 (15NiCr13), 1.7131 16MnCr5, 1.7264 20CrMo5	850-≤1000 1000-1200		<input checked="" type="checkbox"/> <input checked="" type="checkbox"/>
Nitrierstähle	1.8504 34CrAl6 1.8519 31CrMoV9, 1.8550 34CrAlNi7	≥850-≤1000 >1000-1200		<input checked="" type="checkbox"/> <input checked="" type="checkbox"/>
Werkzeugstähle	1.1750 C75W, 1.2067 102Cr6, 1.2307 29CrMoV9 1.2080 X210Cr12, 1.2083 X42Cr13, 1.2419 105WCr6, 1.2767 X45NiCrMo4	≤850 >850-1000		<input checked="" type="checkbox"/> <input checked="" type="checkbox"/>
Schnellarbeitsstähle	1.3243 S 6-5-2-5, 1.3343 S 6-5-2, 1.3344 S 6-5-3	≥650-1000		<input checked="" type="checkbox"/>
Federstähle	1.5026 55Si7, 1.7176 55Cr3, 1.8159 51CrV4 (51CrV4)		≤330 HB	<input checked="" type="checkbox"/>
Gehärtete Stähle	-		≤40-48 HRC >48-60 HRC	<input checked="" type="checkbox"/> <input checked="" type="checkbox"/>
Rostfreie Stähle, geschwefelt austenitisch martensitisch	1.4005 X12CrS13, 1.4104 X14CrMoS17, 1.4105 X6CrMoS17, 1.4305 X8CrNiS18-9 1.4301 X5CrNi18-10 (V2A), 1.4541 X6CrNiTi18-10, 1.4571 X6CrNiMoTi 17-12-2 (V4A) 1.4057 X20CrNi 17 2 (X17CrNi16-2), 1.4122 X39CrMo17-1, 1.4521 X2CrMoTi18-2	≤850 ≤850 ≤850		<input checked="" type="checkbox"/> <input checked="" type="checkbox"/> <input checked="" type="checkbox"/>
Gusseisen	0.6010 EN-GJL-100(GG10), 0.6020 EN-GJL-200(GG20) 0.6025 EN-GJL-250(GG25), 0.6035 EN-GJL-350(GG35)	850-≤1000 1000-1200		<input checked="" type="checkbox"/> <input checked="" type="checkbox"/>
Kugelgraphit- und Temperguss	0.7050 EN-GJS-500-7(GGG50), 0.8035 EN-GJMW-350-4(GTW35) 0.7070 EN-GJS-700-2(GGG70), 0.8170 EN-GJMB-700-2(GTS70)		≤240 HB <300 HB	<input checked="" type="checkbox"/> <input checked="" type="checkbox"/>
Hartguss	-		≤350 HB	<input checked="" type="checkbox"/>
Neue Gusswerkstoffe GGV	EN-GJV250 (GGV25), EN-GJV350 (GGV35) EN-GJV400 (GGV40), EN-GJV500 (GGV50), SiMo6			<input checked="" type="checkbox"/> <input checked="" type="checkbox"/>
Neue Gusswerkstoffe ADI	EN-GJS-800-8 (ADI800), EN-GJS-1000-5 (ADI1000) EN-GJS-1200-2 (ADI1200), EN-GJS-1400-1 (ADI1400)	800-1000 1200-1400		<input checked="" type="checkbox"/> <input checked="" type="checkbox"/>
Sonderlegierungen	Nimonic, Inconel, Monel, Hastelloy	≤1200		<input checked="" type="checkbox"/>
Titan und Titan-Legierungen	3.7024 Ti99,5, 3.7114 TiAl5Sn2,5, 3.7124 TiCu2 3.7154 TiAl6Zr5, 3.7165 TiAl6V4, 3.7184 TiAl4Mo4Sn2,5, - TiAl8Mo1V1	≤850 >850-1200		<input checked="" type="checkbox"/> <input checked="" type="checkbox"/>
Aluminium und Al-Legierungen	3.0255 Al99,5, 3.2315 AlMgSi1, 3.3515 AlMg1	≤400		<input checked="" type="checkbox"/>
Al-Knetlegierungen	3.0615 AlMgSiPb, 3.1325 AlCuMg1, 3.3245 AlMg3Si, 3.4365 AlZnMgCu1,5	≤450		<input checked="" type="checkbox"/>
Al-Gusslegierungen ≤ 10 % Si > 10 % Si	3.2131 G-AlSi5Cu1, 3.2153 G-AlSi7Cu3, 3.2573 G-AlSi9 3.2581 G-AlSi12, 3.2583 G-AlSi12Cu, - G-AlSi12CuNiMg	≤600 ≤600		<input checked="" type="checkbox"/> <input checked="" type="checkbox"/>
Magnesium-Legierungen	3.5200 MgMn2, 3.5812.05 G-MgAl8Zn1, 3.5612.05 G-MgAl6Zn1	≤450		<input type="checkbox"/>
Kupfer, niedriglegiert	2.0070 SE-Cu, 2.1020 CuSn6, 2.1096 G-CuSn5ZnPb	≤400		<input checked="" type="checkbox"/> <input checked="" type="checkbox"/>
Messing, kurzspanend langspanend	2.0380 CuZn39Pb2, 2.0401 CuZn39Pb3, 2.0410 CuZn43Pb2 2.0250 CuZn20, 2.0280 CuZn33, 2.0332 CuZn37Pb0,5	≤600 ≤600		<input checked="" type="checkbox"/> <input checked="" type="checkbox"/>
Bronzen, kurzspanend	2.1090 CuSn7ZnPb, 2.1170 CuPb5Sn5, 2.1176 CuPb10Sn 2.0790 CuNi18Zn19Pb	≤600 >600-850		<input checked="" type="checkbox"/> <input checked="" type="checkbox"/>
Bronzen, langspanend	2.0916 CuAl5, 2.0960 CuAl9Mn, 2.1050 CuSn10 2.0980 CuAl11Ni, 2.1247 CuBe2	≤850 >850-1000		<input checked="" type="checkbox"/> <input checked="" type="checkbox"/>
Kunststoffe, duroplastisch thermoplastisch	Epoxidharz, Resopal, Pertinax, Moltopren Plexiglas, Hostalen, Novodur, Makralon			- <input checked="" type="checkbox"/>
Kunststoffe, aramidfaserverstärkt glas-/kohlefaserverstärkt	Kevlar GFK/CFK			- <input type="checkbox"/>

≤3×D Bohrtiefe

Katalog-Nr.	61112	51159	61120	71220	61220	61131	71187
Schneidstoff	HSS-Co	HSS-Co	HSS-Co	HSS-Co	HSS-Co	HSS-E-PM	HSS-E-PM
Oberfläche	TiN	TiAlN	TiN	blank	TiN	TiN	blank
DIN/Form	1897	1897	WN	1897	1897	1897	1899
Typ	VX	V97	NX	NX	NX	V-PM	N
Katalogseite	207	204	257	200	202	205	291



V _c m/min	VR-Code	V _c m/min	VR-Code	V _c m/min	VR-Code	V _c m/min	VR-Code	V _c m/min	VR-Code	V _c m/min	VR-Code	V _c m/min	VR-Code
38	E	42	F	45	F	35	F	45	F	40	F	21	F
33	D	36	E	35	E	30	E	35	E	32	E	18	E
44	E	48	G	50	F	40	F	50	F	45	F	18	F
38	E	42	F	40	F	30	F	40	F	40	E	16	E
44	E	48	F	40	F	32	F	44	F	42	F	20	E
44	E	48	F	44	F	28	F	44	F	40	E	18	E
38	D	42	E	40	E	20	E	40	E	28	D	14	D
27	D	30	E	27	D	15	D	27	D	25	D	14	D
22	C	24	D	22	C	13	C	22	C	20	C	12	C
44	D	48	D	44	F	30	F	44	F	40	D	18	F
22	D	24	E	22	D	16	D	22	D	22	D	14	D
18	C	20	D	18	C	12	C	18	C	18	C	12	C
22	D	24	E	22	D	15	D	22	D	20	D	14	D
18	C	20	D	16	C	10	C	16	C	15	C	12	C
19	D	21	E	20	D	15	D	20	D	21	D	16	D
14	C	16	D	15	C	10	C	15	C	16	C	14	C
14	C	17	D	13	C	10	C	13	C	15	C	14	C
9	B	11	C							12	B	8	B
4	A												
20	D	17	D	20	D	14	D	20	D	15	D	18	D
15	C	12	C	16	D	10	D	16	D	10	C	14	C
18	C	14	C	18	D	12	D	18	D	12	C	16	C
40	F	50	G	45	F	36	F	45	F	50	F	26	F
35	F	45	G	40	F	30	F	40	F	40	F	22	F
33	F	36	G	40	F	30	F	40	F	44	F	18	F
27	F	29	G	30	F	22	F	30	F	32	F	22	F
12	C	10	D							8	C		
6	B												
11	B												
7	B												
				70	G	50	G	70	G				
				70	G	50	G	70	G				
				85	G	65	G	85	G			26	G
				70	F	60	F	70	F			18	F
				80	F	60	F	80	F			75	F
		96	F	80	E	70	E	80	E	80	E	42	E
		84	F	77	E	45	E	77	E				
		48	F	44	E	30	E	44	E	60	E	22	E
45	E	50	E	50	D	36	D	50	D	50	E	22	D
40	D	45	E	40	D	30	D	40	D	45	D	18	D
23	D	25	E	32	D	30	D	32	D	40	D	13	D
17	D	20	E	28	D	25	D	28	D	32	D		
		24	E	25	D	20	D	25	D	25	D	16	D
		30	E	25	D	15	D	25	D			18	D

Arbeitsrichtwerte für Spiralbohrer

Vorschubreihen										
Code-Buchstabe	A	B	C	D	E	F	G	H	I	
Werkzeug-Ø mm	0,50	0,004	0,006	0,007	0,008	0,010	0,012	0,014	0,016	0,019
	1,00	0,006	0,008	0,012	0,014	0,016	0,018	0,020	0,023	0,025
	2,00	0,020	0,025	0,032	0,040	0,050	0,063	0,080	0,100	0,125
	2,50	0,025	0,032	0,040	0,050	0,063	0,080	0,100	0,125	0,160
	3,15	0,032	0,040	0,050	0,063	0,080	0,100	0,125	0,160	0,160
	4,00	0,040	0,050	0,063	0,080	0,100	0,125	0,160	0,200	0,200
	5,00	0,040	0,050	0,063	0,080	0,100	0,125	0,160	0,200	0,250
	6,30	0,050	0,063	0,080	0,100	0,125	0,160	0,200	0,250	0,315
	8,00	0,063	0,080	0,100	0,125	0,160	0,200	0,250	0,315	0,315
	16,00	0,100	0,125	0,160	0,200	0,250	0,315	0,400	0,500	0,630
	20,00	0,125	0,160	0,200	0,250	0,315	0,400	0,500	0,630	0,630
	25,00	0,160	0,200	0,250	0,315	0,400	0,500	0,630	0,800	0,800
	31,50	0,160	0,200	0,250	0,315	0,400	0,500	0,630	0,800	1,000
	40,00	0,200	0,250	0,315	0,400	0,500	0,630	0,800	1,000	1,250

Werkzeuge mit fett gedruckten Vorschubreihen-Codebuchstaben sind für die entsprechende Werkstoffgruppe vorrangig einzusetzen.

- R** rechtsschneidend
(Bestell-Nr. ohne Schneidrichtungssymbol sind grundsätzlich rechtsschneidend)
- L** linksschneidend

Kühlmitteleinsatz:

- Schneidöl, hochaktiviert ■
- Bohrölemulsion ■
- ohne Schmiermittel
- nur Luftkühlung

Werkstoffgruppe	Werkstoffbeispiele, neue Bezeichnung (in Klammern alte Bezeichnung) Fettgedruckte Zahlen = Werkstoff-Nr. nach DIN EN	Zugfestigkeit MPa (N/mm ²)	Härte	Kühl- mittel
Allgemeine Baustähle	1.0035 S185(St33), 1.0486 P275N(StE285), 1.0345 P235GH(H1), 1.0425 P265GH(H2) 1.0050 E295 (St50-2), 1.0070 E360 (St70-2), 1.8937 P500NH (WStE500)	≤500 >500-850		■ ■
Automatenstähle	1.0718 11SMnPb30 (9SMnPb28), 1.0736 11SMn37 (9SMn36) 1.0727 46S20 (45S20), 1.0728 (60S20), 1.0757 46SPb20 (45SPb20)	≤850 850-1000		■ ■
Unlegierte Vergütungsstähle	1.0402 C22, 1.1178 C30E (Ck30) 1.0503 C45, 1.1191 C45E (Ck45) 1.0601 C60, 1.1221 C60E (Ck60)	≤ 700 700-850 850-1000		■ ■ ■
Legierte Vergütungsstähle	1.5131 50MnSi4, 1.7003 38Cr2, 1.7030 28Cr4 1.5710 36NiCr6, 1.7035 41Cr4, 1.7225 42CrMo4	850-≤1000 1000-1200		■ ■
Unlegierte Einsatzstähle	1.0301 (C10), 1.1121 C10E (Ck10)	≤750		■
Legierte Einsatzstähle	1.7043 38Cr4 1.5752 15NiCr13 (15NiCr13), 1.7131 16MnCr5, 1.7264 20CrMo5	850-≤1000 1000-1200		■ ■
Nitrierstähle	1.8504 34CrAl6 1.8519 31CrMoV9, 1.8550 34CrAlNi7	≥850-≤1000 >1000-1200		■ ■
Werkzeugstähle	1.1750 C75W, 1.2067 102Cr6, 1.2307 29CrMoV9 1.2080 X210Cr12, 1.2083 X42Cr13, 1.2419 105WCr6, 1.2767 X45NiCrMo4	≤850 >850-1000		■ ■
Schnellarbeitsstähle	1.3243 S 6-5-2-5, 1.3343 S 6-5-2, 1.3344 S 6-5-3	≥650-1000		■
Federstähle	1.5026 55Si7, 1.7176 55Cr3, 1.8159 51CrV4 (51CrV4)		≤330 HB	■
Gehärtete Stähle	-		≤40-48 HRC >48-60 HRC	■ ■
Rostfreie Stähle, geschwefelt austenitisch martensitisch	1.4005 X12CrS13, 1.4104 X14CrMoS17, 1.4105 X6CrMoS17, 1.4305 X8CrNiS18-9 1.4301 X5CrNi18-10 (V2A), 1.4541 X6CrNiTi18-10, 1.4571 X6CrNiMoTi 17-12-2 (V4A) 1.4057 X20CrNi 17 2 (X17CrNi16-2), 1.4122 X39CrMo17-1, 1.4521 X2CrMoTi18-2	≤850 ≤850 ≤850		■ ■ ■
Gusseisen	0.6010 EN-GJL-100(GG10), 0.6020 EN-GJL-200(GG20) 0.6025 EN-GJL-250(GG25), 0.6035 EN-GJL-350(GG35)	850-≤1000 1000-1200		■ ■
Kugelgraphit- und Temperguss	0.7050 EN-GJS-500-7(GGG50), 0.8035 EN-GJMW-350-4(GTW35) 0.7070 EN-GJS-700-2(GGG70), 0.8170 EN-GJMB-700-2(GTS70)		≤240 HB <300 HB	■ ■
Hartguss	-		≤350 HB	■
Neue Gusswerkstoffe GGV	EN-GJV250 (GGV25), EN-GJV350 (GGV35) EN-GJV400 (GGV40), EN-GJV500 (GGV50), SiMo6			■ ■
Neue Gusswerkstoffe ADI	EN-GJS-800-8 (ADI800), EN-GJS-1000-5 (ADI1000) EN-GJS-1200-2 (ADI1200), EN-GJS-1400-1 (ADI1400)	800-1000 1200-1400		■ ■
Sonderlegierungen	Nimonic, Inconel, Monel, Hastelloy	≤1200		■
Titan und Titan-Legierungen	3.7024 Ti99,5, 3.7114 TiAl5Sn2,5, 3.7124 TiCu2 3.7154 TiAl6Zr5, 3.7165 TiAl6V4, 3.7184 TiAl4Mo4Sn2,5, - TiAl8Mo1V1	≤850 >850-1200		■ ■
Aluminium und Al-Legierungen	3.0255 Al99,5, 3.2315 AlMgSi1, 3.3515 AlMg1	≤400		■
Al-Knetlegierungen	3.0615 AlMgSiPb, 3.1325 AlCuMg1, 3.3245 AlMg3Si, 3.4365 AlZnMgCu1,5	≤450		■
Al-Gusslegierungen ≤ 10 % Si > 10 % Si	3.2131 G-AlSi5Cu1, 3.2153 G-AlSi7Cu3, 3.2573 G-AlSi9 3.2581 G-AlSi12, 3.2583 G-AlSi12Cu, - G-AlSi12CuNiMg	≤600 ≤600		■ ■
Magnesium-Legierungen	3.5200 MgMn2, 3.5812.05 G-MgAl8Zn1, 3.5612.05 G-MgAl6Zn1	≤450		■
Kupfer, niedriglegiert	2.0070 SE-Cu, 2.1020 CuSn6, 2.1096 G-CuSn5ZnPb	≤400		■
Messing, kurzspanend langspanend	2.0380 CuZn39Pb2, 2.0401 CuZn39Pb3, 2.0410 CuZn43Pb2 2.0250 CuZn20, 2.0280 CuZn33, 2.0332 CuZn37Pb0,5	≤600 ≤600		■ ■
Bronzen, kurzspanend	2.1090 CuSn7ZnPb, 2.1170 CuPb5Sn5, 2.1176 CuPb10Sn 2.0790 CuNi18Zn19Pb	≤600 >600-850		■ ■
Bronzen, langspanend	2.0916 CuAl5, 2.0960 CuAl9Mn, 2.1050 CuSn10 2.0980 CuAl11Ni, 2.1247 CuBe2	≤850 >850-1000		■ ■
Kunststoffe, duroplastisch thermoplastisch	Epoxidharz, Resopal, Pertinax, Moltopren Plexiglas, Hostalen, Novodur, Makralon			- ■
Kunststoffe, aramidfaserverstärkt glas-/kohlefaserverstärkt	Kevlar GFK/CFK			- ■

≤5×D Bohrtiefe

Katalog-Nr.	71116 71119 _L	71115	71300	71117	71124 71126 _L	71305	71128 71129 _L
Schneidstoff	HSS	HSS	HSS	HSS	HSS	HSS	HSS
Oberfläche	blank	bl./dampf.	dampf.	blank	blank	blank	blank
DIN/Form	338	338	345	338	338	345	338
Typ	N	N	N	H	V70	V70	V72
Katalogseite	212/214	215	298	226	239/241	302	248/250

61116	61124
HSS	HSS
TiN	TiN
338	338
N	V70
218	243

61115
HSS
TiN Kopfb.
338
N
220

61223
HSS-Co
TiN
338
V66 Ti
236



V _c m/min	Vorschubreihen-Code						
27	F	F	F	F	F	F	F
22	E	E	E	E	E	E	E
30	F	F	F	F	F	F	F
30	E	E	E	E	E	E	E
25	E	E	E	E	E	E	E
25	E	E	E	E	E	E	E
30	F	F	F	F	F	F	F
16	D	D	D	D	D	D	D
30	F	F	F	G	G	F	F
30	F	F	F	F	F	F	F
25	F	F	F	F	F	F	F
25	F	F	F	F	F	F	F
80				G	G	G	G
80				G	G	G	G
70	G	G	G	G	G	G	G
70	F	F	F	F	F	F	F
50	F	F	F	F	F	F	F
50	E	E	E	F	F	F	E
70				F	F	F	F
40	E	E	E	F	F	F	E
30	D	D	D	D	D	D	D
25	D	D	D	D	D	D	D
15	D	D	D	D	D	D	D
18	D	D	D	D	D	D	D
28	E	E	E	E	E	E	E

V _c m/min	Vorschubreihen-Code	
30	F	F
24	E	E
33	F	F
33	E	E
28	E	E
28	E	E
25	D	D
22	D	D
33	F	F
20	D	D
14	D	D
18	D	D
33	F	G
33	F	F
28	F	F
22	F	F
80	F	F
65	E	E
75	E	E
45	E	E
33	D	D
27	D	D
16	D	D
15	D	D
22	D	D
36	E	E

V _c m/min	VR-Code
30	F
24	E
33	F
33	E
28	E
28	E
25	D
22	D
33	F
20	D
14	D
18	D
33	F
33	F
28	F
22	F
80	F
65	E
75	E
45	E
33	D
27	D
16	D
15	D
22	D
36	E

V _c m/min	VR-Code
22	C
14	C
9	B
20	D
15	C
18	C
12	C
6	B
11	B
7	B
17	D

Arbeitsrichtwerte für Spiralbohrer

Vorschubreihen										
Code-Buchstabe	A	B	C	D	E	F	G	H	I	
Werkzeug-Ø mm	0,50	0,004	0,006	0,007	0,008	0,010	0,012	0,014	0,016	0,019
	1,00	0,006	0,008	0,012	0,014	0,016	0,018	0,020	0,023	0,025
	2,00	0,020	0,025	0,032	0,040	0,050	0,063	0,080	0,100	0,125
	2,50	0,025	0,032	0,040	0,050	0,063	0,080	0,100	0,125	0,160
	3,15	0,032	0,040	0,050	0,063	0,080	0,100	0,125	0,160	0,160
	4,00	0,040	0,050	0,063	0,080	0,100	0,125	0,160	0,200	0,200
	5,00	0,040	0,050	0,063	0,080	0,100	0,125	0,160	0,200	0,250
	6,30	0,050	0,063	0,080	0,100	0,125	0,160	0,200	0,250	0,315
	8,00	0,063	0,080	0,100	0,125	0,160	0,200	0,250	0,315	0,315
	10,00	0,080	0,100	0,125	0,160	0,200	0,250	0,315	0,400	0,400
	12,50	0,080	0,100	0,125	0,160	0,200	0,250	0,315	0,400	0,500
	16,00	0,100	0,125	0,160	0,200	0,250	0,315	0,400	0,500	0,630
	20,00	0,125	0,160	0,200	0,250	0,315	0,400	0,500	0,630	0,630
	25,00	0,160	0,200	0,250	0,315	0,400	0,500	0,630	0,800	0,800
	31,50	0,160	0,200	0,250	0,315	0,400	0,500	0,630	0,800	1,000
	40,00	0,200	0,250	0,315	0,400	0,500	0,630	0,800	1,000	1,250

Werkzeuge mit fett gedruckten Vorschubreihen-Codebuchstaben sind für die entsprechende Werkstoffgruppe vorrangig einzusetzen.

Kühlmitteleinsatz:

- Schneidöl, hochaktiviert ■
- Bohrölemulsion ■
- ohne Schmiermittel
- nur Luftkühlung

Werkstoffgruppe	Werkstoffbeispiele, neue Bezeichnung (in Klammern alte Bezeichnung) Fettgedruckte Zahlen = Werkstoff-Nr. nach DIN EN	Zugfestigkeit MPa (N/mm ²)	Härte	Kühl- mittel
Allgemeine Baustähle	1.0035 S185(St33), 1.0486 P275N(StE285), 1.0345 P235GH(H1), 1.0425 P265GH(H2) 1.0050 E295 (St50-2), 1.0070 E360 (St70-2), 1.8937 P500NH (WStE500)	≤500 >500-850		■ ■
Automatenstähle	1.0718 11SMnPb30 (9SMnPb28), 1.0736 11SMn37 (9SMn36) 1.0727 46S20 (45S20), 1.0728 (60S20), 1.0757 46SPb20 (45SPb20)	≤850 850-1000		■ ■
Unlegierte Vergütungsstähle	1.0402 C22, 1.1178 C30E (Ck30) 1.0503 C45, 1.1191 C45E (Ck45) 1.0601 C60, 1.1221 C60E (Ck60)	≤ 700 700-850 850-1000		■ ■ ■
Legierte Vergütungsstähle	1.5131 50MnSi4, 1.7003 38Cr2, 1.7030 28Cr4 1.5710 36NiCr6, 1.7035 41Cr4, 1.7225 42CrMo4	850-≤1000 1000-1200		■ ■
Unlegierte Einsatzstähle	1.0301 (C10), 1.1121 C10E (Ck10)	≤750		■
Legierte Einsatzstähle	1.7043 38Cr4 1.5752 15NiCr13 (15NiCr13), 1.7131 16MnCr5, 1.7264 20CrMo5	850-≤1000 1000-1200		■ ■
Nitrierstähle	1.8504 34CrAl6 1.8519 31CrMoV9, 1.8550 34CrAlNi7	≥850-≤1000 >1000-1200		■ ■
Werkzeugstähle	1.1750 C75W, 1.2067 102Cr6, 1.2307 29CrMoV9 1.2080 X210Cr12, 1.2083 X42Cr13, 1.2419 105WCr6, 1.2767 X45NiCrMo4	≤850 >850-1000		■ ■
Schnellarbeitsstähle	1.3243 S 6-5-2-5, 1.3343 S 6-5-2, 1.3344 S 6-5-3	≥650-1000		■
Federstähle	1.5026 55Si7, 1.7176 55Cr3, 1.8159 51CrV4 (51CrV4)		≤330 HB	■
Gehärtete Stähle	-		≤40-48 HRC >48-60 HRC	■ ■
Rostfreie Stähle, geschwefelt austenitisch martensitisch	1.4005 X12CrS13, 1.4104 X14CrMoS17, 1.4105 X6CrMoS17, 1.4305 X8CrNiS18-9 1.4301 X5CrNi18-10 (V2A), 1.4541 X6CrNiTi18-10, 1.4571 X6CrNiMoTi 17-12-2 (V4A) 1.4057 X20CrNi 17 2 (X17CrNi16-2), 1.4122 X39CrMo17-1, 1.4521 X2CrMoTi18-2	≤850 ≤850 ≤850		■ ■ ■
Gusseisen	0.6010 EN-GJL-100(GG10), 0.6020 EN-GJL-200(GG20) 0.6025 EN-GJL-250(GG25), 0.6035 EN-GJL-350(GG35)	850-≤1000 1000-1200		■ ■
Kugelgraphit- und Temperguss	0.7050 EN-GJS-500-7(GGG50), 0.8035 EN-GJMW-350-4(GTW35) 0.7070 EN-GJS-700-2(GGG70), 0.8170 EN-GJMB-700-2(GTS70)		≤240 HB <300 HB	■ ■
Hartguss	-		≤350 HB	■
Neue Gusswerkstoffe GGV	EN-GJV250 (GGV25), EN-GJV350 (GGV35) EN-GJV400 (GGV40), EN-GJV500 (GGV50), SiMo6			■ ■
Neue Gusswerkstoffe ADI	EN-GJS-800-8 (ADI800), EN-GJS-1000-5 (ADI1000) EN-GJS-1200-2 (ADI1200), EN-GJS-1400-1 (ADI1400)	800-1000 1200-1400		■ ■
Sonderlegierungen	Nimonic, Inconel, Monel, Hastelloy	≤1200		■
Titan und Titan-Legierungen	3.7024 Ti99,5, 3.7114 TiAl5Sn2,5, 3.7124 TiCu2 3.7154 TiAl6Zr5, 3.7165 TiAl6V4, 3.7184 TiAl4Mo4Sn2,5, - TiAl8Mo1V1	≤850 >850-1200		■ ■
Aluminium und Al-Legierungen	3.0255 Al99,5, 3.2315 AlMgSi1, 3.3515 AlMg1	≤400		■
Al-Knetlegierungen	3.0615 AlMgSiPb, 3.1325 AlCuMg1, 3.3245 AlMg3Si, 3.4365 AlZnMgCu1,5	≤450		■
Al-Gusslegierungen ≤ 10 % Si > 10 % Si	3.2131 G-AlSi5Cu1, 3.2153 G-AlSi7Cu3, 3.2573 G-AlSi9 3.2581 G-AlSi12, 3.2583 G-AlSi12Cu, - G-AlSi12CuNiMg	≤600 ≤600		■ ■
Magnesium-Legierungen	3.5200 MgMn2, 3.5812.05 G-MgAl8Zn1, 3.5612.05 G-MgAl6Zn1	≤450		■
Kupfer, niedriglegiert	2.0070 SE-Cu, 2.1020 CuSn6, 2.1096 G-CuSn5ZnPb	≤400		■
Messing, kurzspanend langspanend	2.0380 CuZn39Pb2, 2.0401 CuZn39Pb3, 2.0410 CuZn43Pb2 2.0250 CuZn20, 2.0280 CuZn33, 2.0332 CuZn37Pb0,5	≤600 ≤600		■ ■
Bronzen, kurzspanend	2.1090 CuSn7ZnPb, 2.1170 CuPb5Sn5, 2.1176 CuPb10Sn 2.0790 CuNi18Zn19Pb	≤600 >600-850		■ ■
Bronzen, langspanend	2.0916 CuAl5, 2.0960 CuAl9Mn, 2.1050 CuSn10 2.0980 CuAl11Ni, 2.1247 CuBe2	≤850 >850-1000		■ ■
Kunststoffe, duroplastisch thermoplastisch	Epoxidharz, Resopal, Pertinax, Moltopren Plexiglas, Hostalen, Novodur, Makralon			- ■
Kunststoffe, aramidfaserverstärkt glas-/kohlefaserverstärkt	Kevlar GFK/CFK			- ■

≤5×D Bohrtiefe

Katalog-Nr.	71416	71149	71158	71123	71122	71312	71313	71148
Schneidstoff	HSS-Co	HSS-Co	HSS-Co	HSS-Co	HSS-Co	HSS-Co	HSS-Co	M42
Oberfläche	dampf.	bl./dampf.	Fas. nitr.	bl./Fas.nitr.	blank	blank	blank	blank
DIN/Form	345	338	338	338	338	345	346	338
Typ	N	N	V70	V66	V66 Ti	V66 Ti	V66 Ti	N
Katalogseite	301	222	245	232	234	303	304	224

71221	61221
HSS-Co	HSS-Co
blank	TiN
338	338
NX	NX
228	230



V _c m/min	Vorschubreihen- Code								V _c m/min	VR- Code	V _c m/min	VR- Code
35	E	E						E	35	F	45	F
30	E	E						E	30	E	35	E
40	E	E						E	40	F	50	F
40	E	E	E					E	30	F	40	F
40	E	E						E	32	F	44	F
40	E	E	E					E	28	F	44	F
35	D	D	D					E	20	E	40	E
20	D	D	D					D	15	D	27	D
16	C	C	C	C	C	C	C	C	13	C	22	C
36	F	F		F	F	F	F	F	30	F	44	F
20	D	D	D					C	16	D	22	D
15	C	C	C	C	C	C	C	C	12	C	18	C
16	D	D	D					C	15	D	22	D
12	C	C	C	C	C	C	C	C	10	C	16	C
15	D	D	D					C	15	D	20	D
12	C	C	C	C	C	C	C	C	10	C	15	C
15	C	C	C	C	C	C	C	C	10	C	13	C
8	B	B		B	B	B	B	B				
4								A				
18	D	D	D	D	D	D	D	C	14	D	20	D
14	C	C		C	C	C	C	C	10	D	16	D
16	C	C	C	C	C	C	C	C	12	D	18	D
35	F	F	F					E	36	F	45	F
30	F	F	F					E	30	F	40	F
30	F	F	F					E	30	F	40	F
28	F	F	F					E	22	F	30	F
10	C	C	C	C	C	C	C	C				
8				A	A	A	A	A				
10				B	B	B	B	B				
6				B	B	B	B	B				
90								G	50	G	70	G
90								G	50	G	70	G
80			G					G	65	G	85	G
70			F					F	60	F	70	F
70								F	60	F	70	F
40	E	E	E					E	25	E	80	E
60								E	70	E	77	E
40	E	E	E					E	30	E	44	E
35	D	D						D	36	D	50	D
33	D	D						D	30	D	40	D
20	D	D	D					D	30	D	32	D
15	D	D	D					D	25	D	28	D
20	D	D	D					D	20	D	25	D
									15	D	27	D

Arbeitsrichtwerte für Spiralbohrer

Vorschubreihen											
Code-Buchstabe	A	B	C	D	E	F	G	H	I		
Werkzeug-Ø mm	0,50	0,004	0,006	0,007	0,008	0,010	0,012	0,014	0,016	0,019	Vorschub f (mm/U)
	1,00	0,006	0,008	0,012	0,014	0,016	0,018	0,020	0,023	0,025	
	2,00	0,020	0,025	0,032	0,040	0,050	0,063	0,080	0,100	0,125	
	2,50	0,025	0,032	0,040	0,050	0,063	0,080	0,100	0,125	0,160	
	3,15	0,032	0,040	0,050	0,063	0,080	0,100	0,125	0,160	0,160	
	4,00	0,040	0,050	0,063	0,080	0,100	0,125	0,160	0,200	0,200	
	5,00	0,040	0,050	0,063	0,080	0,100	0,125	0,160	0,200	0,250	
	6,30	0,050	0,063	0,080	0,100	0,125	0,160	0,200	0,250	0,315	
	8,00	0,063	0,080	0,100	0,125	0,160	0,200	0,250	0,315	0,315	
	10,00	0,080	0,100	0,125	0,160	0,200	0,250	0,315	0,400	0,400	
	12,50	0,080	0,100	0,125	0,160	0,200	0,250	0,315	0,400	0,500	
	16,00	0,100	0,125	0,160	0,200	0,250	0,315	0,400	0,500	0,630	
	20,00	0,125	0,160	0,200	0,250	0,315	0,400	0,500	0,630	0,630	
	25,00	0,160	0,200	0,250	0,315	0,400	0,500	0,630	0,800	0,800	
	31,50	0,160	0,200	0,250	0,315	0,400	0,500	0,630	0,800	1,000	
	40,00	0,200	0,250	0,315	0,400	0,500	0,630	0,800	1,000	1,250	

Werkzeuge mit fett gedruckten Vorschubreihen-Codebuchstaben sind für die entsprechende Werkstoffgruppe vorrangig einzusetzen.

Kühlmitteleinsatz:

- Schneidöl, hochaktiviert
- Bohrölemulsion
- ohne Schmiermittel
- nur Luftkühlung

Werkstoffgruppe	Werkstoffbeispiele, neue Bezeichnung (in Klammern alte Bezeichnung) Fettgedruckte Zahlen = Werkstoff-Nr. nach DIN EN	Zugfestigkeit MPa (N/mm ²)	Härte	Kühl- mittel
Allgemeine Baustähle	1.0035 S185(St33), 1.0486 P275N(StE285), 1.0345 P235GH(H1), 1.0425 P265GH(H2) 1.0050 E295 (St50-2), 1.0070 E360 (St70-2), 1.8937 P500NH (WStE500)	≤500 >500-850		<input checked="" type="checkbox"/> <input checked="" type="checkbox"/>
Automatenstähle	1.0718 11SMnPb30 (9SMnPb28), 1.0736 11SMn37 (9SMn36) 1.0727 46S20 (45S20), 1.0728 (60S20), 1.0757 46SPb20 (45SPb20)	≤850 850-1000		<input checked="" type="checkbox"/> <input checked="" type="checkbox"/>
Unlegierte Vergütungsstähle	1.0402 C22, 1.1178 C30E (Ck30) 1.0503 C45, 1.1191 C45E (Ck45) 1.0601 C60, 1.1221 C60E (Ck60)	≤ 700 700-850 850-1000		<input checked="" type="checkbox"/> <input checked="" type="checkbox"/> <input checked="" type="checkbox"/>
Legierte Vergütungsstähle	1.5131 50MnSi4, 1.7003 38Cr2, 1.7030 28Cr4 1.5710 36NiCr6, 1.7035 41Cr4, 1.7225 42CrMo4	850-≤1000 1000-1200		<input checked="" type="checkbox"/> <input checked="" type="checkbox"/>
Unlegierte Einsatzstähle	1.0301 (C10), 1.1121 C10E (Ck10)	≤750		<input checked="" type="checkbox"/>
Legierte Einsatzstähle	1.7043 38Cr4 1.5752 15NiCr13 (15NiCr13), 1.7131 16MnCr5, 1.7264 20CrMo5	850-≤1000 1000-1200		<input checked="" type="checkbox"/> <input checked="" type="checkbox"/>
Nitrierstähle	1.8504 34CrAl6 1.8519 31CrMoV9, 1.8550 34CrAlNi7	≥850-≤1000 >1000-1200		<input checked="" type="checkbox"/> <input checked="" type="checkbox"/>
Werkzeugstähle	1.1750 C75W, 1.2067 102Cr6, 1.2307 29CrMoV9 1.2080 X210Cr12, 1.2083 X42Cr13, 1.2419 105WCr6, 1.2767 X45NiCrMo4	≤850 >850-1000		<input checked="" type="checkbox"/> <input checked="" type="checkbox"/>
Schnellarbeitsstähle	1.3243 S 6-5-2-5, 1.3343 S 6-5-2, 1.3344 S 6-5-3	≥650-1000		<input checked="" type="checkbox"/>
Federstähle	1.5026 55Si7, 1.7176 55Cr3, 1.8159 51CrV4 (51CrV4)		≤330 HB	<input checked="" type="checkbox"/>
Gehärtete Stähle	-		≤40-48 HRC >48-60 HRC	<input checked="" type="checkbox"/> <input checked="" type="checkbox"/>
Rostfreie Stähle, geschwefelt austenitisch martensitisch	1.4005 X12CrS13, 1.4104 X14CrMoS17, 1.4105 X6CrMoS17, 1.4305 X8CrNiS18-9 1.4301 X5CrNi18-10 (V2A), 1.4541 X6CrNiTi18-10, 1.4571 X6CrNiMoTi 17-12-2 (V4A) 1.4057 X20CrNi 17 2 (X17CrNi16-2), 1.4122 X39CrMo17-1, 1.4521 X2CrMoTi18-2	≤850 ≤850 ≤850		<input checked="" type="checkbox"/> <input checked="" type="checkbox"/> <input checked="" type="checkbox"/>
Gusseisen	0.6010 EN-GJL-100(GG10), 0.6020 EN-GJL-200(GG20) 0.6025 EN-GJL-250(GG25), 0.6035 EN-GJL-350(GG35)	850-≤1000 1000-1200		<input checked="" type="checkbox"/> <input checked="" type="checkbox"/>
Kugelgraphit- und Temperguss	0.7050 EN-GJS-500-7(GGG50), 0.8035 EN-GJMW-350-4(GTW35) 0.7070 EN-GJS-700-2(GGG70), 0.8170 EN-GJMB-700-2(GTS70)		≤240 HB <300 HB	<input checked="" type="checkbox"/> <input checked="" type="checkbox"/>
Hartguss	-		≤350 HB	<input checked="" type="checkbox"/>
Neue Gusswerkstoffe GGV	EN-GJV250 (GGV25), EN-GJV350 (GGV35) EN-GJV400 (GGV40), EN-GJV500 (GGV50), SiMo6			<input checked="" type="checkbox"/> <input checked="" type="checkbox"/>
Neue Gusswerkstoffe ADI	EN-GJS-800-8 (ADI800), EN-GJS-1000-5 (ADI1000) EN-GJS-1200-2 (ADI1200), EN-GJS-1400-1 (ADI1400)	800-1000 1200-1400		<input checked="" type="checkbox"/> <input checked="" type="checkbox"/>
Sonderlegierungen	Nimonic, Inconel, Monel, Hastelloy	≤1200		<input checked="" type="checkbox"/>
Titan und Titan-Legierungen	3.7024 Ti99,5, 3.7114 TiAl5Sn2,5, 3.7124 TiCu2 3.7154 TiAl6Zr5, 3.7165 TiAl6V4, 3.7184 TiAl4Mo4Sn2,5, - TiAl8Mo1V1	≤850 >850-1200		<input checked="" type="checkbox"/> <input checked="" type="checkbox"/>
Aluminium und Al-Legierungen	3.0255 Al99,5, 3.2315 AlMgSi1, 3.3515 AlMg1	≤400		<input checked="" type="checkbox"/>
Al-Knetlegierungen	3.0615 AlMgSiPb, 3.1325 AlCuMg1, 3.3245 AlMg3Si, 3.4365 AlZnMgCu1,5	≤450		<input checked="" type="checkbox"/>
Al-Gusslegierungen ≤ 10 % Si > 10 % Si	3.2131 G-AlSi5Cu1, 3.2153 G-AlSi7Cu3, 3.2573 G-AlSi9 3.2581 G-AlSi12, 3.2583 G-AlSi12Cu, - G-AlSi12CuNiMg	≤600 ≤600		<input checked="" type="checkbox"/> <input checked="" type="checkbox"/>
Magnesium-Legierungen	3.5200 MgMn2, 3.5812.05 G-MgAl8Zn1, 3.5612.05 G-MgAl6Zn1	≤450		<input type="checkbox"/>
Kupfer, niedriglegiert	2.0070 SE-Cu, 2.1020 CuSn6, 2.1096 G-CuSn5ZnPb	≤400		<input checked="" type="checkbox"/> <input checked="" type="checkbox"/>
Messing, kurzspanend langspanend	2.0380 CuZn39Pb2, 2.0401 CuZn39Pb3, 2.0410 CuZn43Pb2 2.0250 CuZn20, 2.0280 CuZn33, 2.0332 CuZn37Pb0,5	≤600 ≤600		<input checked="" type="checkbox"/> <input checked="" type="checkbox"/>
Bronzen, kurzspanend	2.1090 CuSn7ZnPb, 2.1170 CuPb5Sn5, 2.1176 CuPb10Sn 2.0790 CuNi18Zn19Pb	≤600 >600-850		<input checked="" type="checkbox"/> <input checked="" type="checkbox"/>
Bronzen, langspanend	2.0916 CuAl5, 2.0960 CuAl9Mn, 2.1050 CuSn10 2.0980 CuAl11Ni, 2.1247 CuBe2	≤850 >850-1000		<input checked="" type="checkbox"/> <input checked="" type="checkbox"/>
Kunststoffe, duroplastisch thermoplastisch	Epoxidharz, Resopal, Pertinax, Moltopren Plexiglas, Hostalen, Novodur, Makralon			- <input checked="" type="checkbox"/>
Kunststoffe, aramidfaserverstärkt glas-/kohlefaserverstärkt	Kevlar GFK/CFK			- <input type="checkbox"/>

$\leq 5 \times D$ Bohrtiefe

$\leq 10 \times D$

Katalog-Nr.
Schneidstoff
Oberfläche
DIN/Form
Typ
Katalogseite

61121	61158	61232	51132	51158	51122	71222	61222
HSS-Co	HSS-Co	HSS-E-PM	HSS-E-PM	HSS-Co	HSS-Co	HSS-Co	HSS-Co
TiN	TiN	TiN	TiAlN	TiAlN	TiAlN	blank	TiN
WN	338	338	WN	338	338	340	340
NX	V70	V-PM	V-PM	V97	V66 Ti	NX	NX
259	247	253	261	251	238	270	272



V_c m/min	VR-Code	V_c m/min	VR-Code	V_c m/min	VR-Code	V_c m/min	VR-Code	V_c m/min	VR-Code	V_c m/min	VR-Code	V_c m/min	VR-Code
38	F	38	F	40	F	42	F	42	F	29	E	32	F
33	E	33	E	32	E	37	E	36	E	22	D	25	E
44	F	44	E	45	F	47	F	48	F	32	G	25	F
40	E	38	E	40	E	44	F	42	F	25	G	28	E
44	F			42	F	47	F			25	F	28	F
44	F	44	E	40	E	47	F	48	F	22	G	25	F
40	E	38	D	28	D	44	E	42	E	13	E	15	E
27	D	27	D	25	D	30	D	30	E	12	D	12	D
22	C	22	C	20	C	25	C	34	D	11	C	12	C
44	F	44	D	40	D	47	C	48	F	25	F	28	F
22	D	22	D	22	D	25	D	24	E	12	D	14	D
18	C	18	C	18	C	20	C	20	D	11	C	12	C
22	D	22	D	20	D	25	D	24	E	12	D	13	D
16	C	18	C	15	C	18	D	20	D	7	C	8	C
20	D	19	D	25	D	22	E	21	E	12	D	13	D
15	C	14	C	15	C	17	D	16	D	9	C	10	C
13	C	14	C	15	C	14	D	17	D	9	C	10	C
9	B			10	B	12	B	11	C				
								6	A				
20	D	20	D	15	D	22	D	22	E	12	D	13	D
16	D			10	C	18	C	17	D	7	D	8	D
18	D	18	C	12	C	20	C	20	D	11	D	12	D
45	F	40	F	50	F	50	G	45	G	29	F	32	F
40	F	35	F	40	F	40	G	40	G	23	F	26	F
40	F	33	F	45	F	44	G	36	G	25	F	28	F
30	F	27	F	32	F	33	G	29	G	18	F	20	F
				8	C	16	D	14	D				
						6	B	7	B				
								12	B				
								8	B				
										45	G	50	G
										45	G	50	G
										54	G	60	G
								85	H	45	F	50	F
80	F							72	G	48	F	50	F
88	E	88	E	50	E	50	E	96	F	50	E	70	E
77	E									40	E	50	E
44	E			60	E					25	E	28	E
45	D			50	E	50	E			31	D	35	D
40	D			45	D	44	E			22	D	25	D
30	D			40	D	33	E			22	D	24	D
25	D	22	D	32	D	28	E	25	E	18	D	20	D
22	D	17	D	32	D	28	E	20	E	18	D	20	D
22	D	22	D	25	D	25	D			16	D	18	D
27	D							24	E	11	D	12	D

Arbeitsrichtwerte für Spiralbohrer

Vorschubreihen										
Code-Buchstabe	A	B	C	D	E	F	G	H	I	
Werkzeug-Ø mm	0,50	0,004	0,006	0,007	0,008	0,010	0,012	0,014	0,016	0,019
	1,00	0,006	0,008	0,012	0,014	0,016	0,018	0,020	0,023	0,025
	2,00	0,020	0,025	0,032	0,040	0,050	0,063	0,080	0,100	0,125
	2,50	0,025	0,032	0,040	0,050	0,063	0,080	0,100	0,125	0,160
	3,15	0,032	0,040	0,050	0,063	0,080	0,100	0,125	0,160	0,160
	4,00	0,040	0,050	0,063	0,080	0,100	0,125	0,160	0,200	0,200
	5,00	0,040	0,050	0,063	0,080	0,100	0,125	0,160	0,200	0,250
	6,30	0,050	0,063	0,080	0,100	0,125	0,160	0,200	0,250	0,315
	8,00	0,063	0,080	0,100	0,125	0,160	0,200	0,250	0,315	0,315
	10,00	0,080	0,100	0,125	0,160	0,200	0,250	0,315	0,400	0,400
	12,50	0,080	0,100	0,125	0,160	0,200	0,250	0,315	0,400	0,500
	16,00	0,100	0,125	0,160	0,200	0,250	0,315	0,400	0,500	0,630
	20,00	0,125	0,160	0,200	0,250	0,315	0,400	0,500	0,630	0,630
	25,00	0,160	0,200	0,250	0,315	0,400	0,500	0,630	0,800	0,800
	31,50	0,160	0,200	0,250	0,315	0,400	0,500	0,630	0,800	1,000
	40,00	0,200	0,250	0,315	0,400	0,500	0,630	0,800	1,000	1,250

Werkzeuge mit fett gedruckten Vorschubreihen-Codebuchstaben sind für die entsprechende Werkstoffgruppe vorrangig einzusetzen.

- R** rechtsschneidend
(Bestell-Nr. ohne Schneidrichtungssymbol sind grundsätzlich rechtsschneidend)
- L** linksschneidend

Kühlmitteleinsatz:

- Schneidöl, hochaktiviert ■
- Bohrölemulsion ■
- ohne Schmiermittel
- nur Luftkühlung □

Werkstoffgruppe	Werkstoffbeispiele, neue Bezeichnung (in Klammern alte Bezeichnung) Fettgedruckte Zahlen = Werkstoff-Nr. nach DIN EN	Zugfestigkeit MPa (N/mm ²)	Härte	Kühl- mittel
Allgemeine Baustähle	1.0035 S185(St33), 1.0486 P275N(StE285), 1.0345 P235GH(H1), 1.0425 P265GH(H2) 1.0050 E295 (St50-2), 1.0070 E360 (St70-2), 1.8937 P500NH (WStE500)	≤500 >500-850		■ ■
Automatenstähle	1.0718 11SMnPb30 (9SMnPb28), 1.0736 11SMn37 (9SMn36) 1.0727 46S20 (45S20), 1.0728 (60S20), 1.0757 46SPb20 (45SPb20)	≤850 850-1000		■ ■
Unlegierte Vergütungsstähle	1.0402 C22, 1.1178 C30E (Ck30) 1.0503 C45, 1.1191 C45E (Ck45) 1.0601 C60, 1.1221 C60E (Ck60)	≤ 700 700-850 850-1000		■ ■ ■
Legierte Vergütungsstähle	1.5131 50MnSi4, 1.7003 38Cr2, 1.7030 28Cr4 1.5710 36NiCr6, 1.7035 41Cr4, 1.7225 42CrMo4	850-≤1000 1000-1200		■ ■
Unlegierte Einsatzstähle	1.0301 (C10), 1.1121 C10E (Ck10)	≤750		■
Legierte Einsatzstähle	1.7043 38Cr4 1.5752 15NiCr13 (15NiCr13), 1.7131 16MnCr5, 1.7264 20CrMo5	850-≤1000 1000-1200		■ ■ ■
Nitrierstähle	1.8504 34CrAl6 1.8519 31CrMoV9, 1.8550 34CrAlNi7	≥850-≤1000 >1000-1200		■ ■
Werkzeugstähle	1.1750 C75W, 1.2067 102Cr6, 1.2307 29CrMoV9 1.2080 X210Cr12, 1.2083 X42Cr13, 1.2419 105WCr6, 1.2767 X45NiCrMo4	≤850 >850-1000		■ ■
Schnellarbeitsstähle	1.3243 S 6-5-2-5, 1.3343 S 6-5-2, 1.3344 S 6-5-3	≥650-1000		■
Federstähle	1.5026 55Si7, 1.7176 55Cr3, 1.8159 51CrV4 (51CrV4)		≤330 HB	■ ■
Gehärtete Stähle	-		≤40-48 HRC >48-60 HRC	■ ■
Rostfreie Stähle, geschwefelt austenitisch martensitisch	1.4005 X12CrS13, 1.4104 X14CrMoS17, 1.4105 X6CrMoS17, 1.4305 X8CrNiS18-9 1.4301 X5CrNi18-10 (V2A), 1.4541 X6CrNiTi18-10, 1.4571 X6CrNiMoTi 17-12-2 (V4A) 1.4057 X20CrNi 17 2 (X17CrNi16-2), 1.4122 X39CrMo17-1, 1.4521 X2CrMoTi18-2	≤850 ≤850 ≤850		■ ■ ■
Gusseisen	0.6010 EN-GJL-100(GG10), 0.6020 EN-GJL-200(GG20) 0.6025 EN-GJL-250(GG25), 0.6035 EN-GJL-350(GG35)	850-≤1000 1000-1200		■ ■
Kugelgraphit- und Temperguss	0.7050 EN-GJS-500-7(GGG50), 0.8035 EN-GJMW-350-4(GTW35) 0.7070 EN-GJS-700-2(GGG70), 0.8170 EN-GJMB-700-2(GTS70)		≤240 HB <300 HB	■ ■
Hartguss	-		≤350 HB	■
Neue Gusswerkstoffe GGV	EN-GJV250 (GGV25), EN-GJV350 (GGV35) EN-GJV400 (GGV40), EN-GJV500 (GGV50), SiMo6			■ ■
Neue Gusswerkstoffe ADI	EN-GJS-800-8 (ADI800), EN-GJS-1000-5 (ADI1000) EN-GJS-1200-2 (ADI1200), EN-GJS-1400-1 (ADI1400)	800-1000 1200-1400		■ ■
Sonderlegierungen	Nimonic, Inconel, Monel, Hastelloy	≤1200		■
Titan und Titan-Legierungen	3.7024 Ti99,5, 3.7114 TiAl5Sn2,5, 3.7124 TiCu2 3.7154 TiAl6Zr5, 3.7165 TiAl6V4, 3.7184 TiAl4Mo4Sn2,5, - TiAl8Mo1V1	≤850 >850-1200		■ ■
Aluminium und Al-Legierungen	3.0255 Al99,5, 3.2315 AlMgSi1, 3.3515 AlMg1	≤400		■
Al-Knetlegierungen	3.0615 AlMgSiPb, 3.1325 AlCuMg1, 3.3245 AlMg3Si, 3.4365 AlZnMgCu1,5	≤450		■
Al-Gusslegierungen ≤ 10 % Si > 10 % Si	3.2131 G-AlSi5Cu1, 3.2153 G-AlSi7Cu3, 3.2573 G-AlSi9 3.2581 G-AlSi12, 3.2583 G-AlSi12Cu, - G-AlSi12CuNiMg	≤600 ≤600		■ ■
Magnesium-Legierungen	3.5200 MgMn2, 3.5812.05 G-MgAl8Zn1, 3.5612.05 G-MgAl6Zn1	≤450		□
Kupfer, niedriglegiert	2.0070 SE-Cu, 2.1020 CuSn6, 2.1096 G-CuSn5ZnPb	≤400		■ ■
Messing, kurzspanend langspanend	2.0380 CuZn39Pb2, 2.0401 CuZn39Pb3, 2.0410 CuZn43Pb2 2.0250 CuZn20, 2.0280 CuZn33, 2.0332 CuZn37Pb0,5	≤600 ≤600		■ ■
Bronzen, kurzspanend	2.1090 CuSn7ZnPb, 2.1170 CuPb5Sn5, 2.1176 CuPb10Sn 2.0790 CuNi18Zn19Pb	≤600 >600-850		■ ■
Bronzen, langspanend	2.0916 CuAl5, 2.0960 CuAl9Mn, 2.1050 CuSn10 2.0980 CuAl11Ni, 2.1247 CuBe2	≤850 >850-1000		■ ■
Kunststoffe, duroplastisch thermoplastisch	Epoxidharz, Resopal, Pertinax, Moltopren Plexiglas, Hostalen, Novodur, Makralon			- - □
Kunststoffe, aramidfaserverstärkt glas-/kohlefaserverstärkt	Kevlar GFK/CFK			- - □

≤10×D Bohrtiefe

Katalog-Nr.	71136	71130	71135	71320	71150 71152	71322	71154
Schneidstoff	HSS	HSS	HSS	HSS	HSS	HSS	HSS
Oberfläche	blank	blank/dampf.	dampf.	blank	blank	Fas. nitr.	
DIN/Form	340	339	340	341	340	341	340
Typ	N	N	N	N	V70	V70	V73
Katalogseite	265	264	266	305	275/276	306	278

71584
HSS
blank
WN
V73-IK
290

61136	61150
HSS	HSS
TiN	TiN
340	340
N	V70
268	277

71225	71156
HSS-Co	
blank	Fas. nitr.
340	340
V66	V73
274	280

71550	71553
HSS-Co	
dampf.	
WN	
V70-IK	
310/311	



V _c m/min	Vorschubreihen- Code							V _c m/min	VR- Code	V _c m/min	VR- Code	V _c m/min	VR- Code	V _c m/min	VR- Code
24	F	F	F	F	F	F	F	26	F	28	F	F		26	F
20	E	E	E	E	E	E	E	22	E	22	E	E		22	E
27	F	F	F	F	F	F	F	30	F	30	F	F		30	F
27	E	E	E	E	E	E	E	30	E	30	E	E	24	E	
22	E	E	E	E	E	E	E	24	E	25	E	E		24	E
22	E	E	E	E	E	E	E	24	E	25	E	E	24	E	
								22	D	22	D	D	16	D	
								20	D	18	D	D	16	D	
								14	C				14	C	
27		F	F	F	F	F	F	30	F	30	F	F		30	F
								17	D	14	D	D	14	D	
								12	C				10	C	
								14	D	12	D	D	12	D	
								10	C				8	C	
14		D	D	D	D	D	D	15	D	16	D	D	16	D	
								10	C	10	C	C	8	C	
								10	C				8	C	
								7	B				6	B	
12				D									12	D	D
													8	C	A
													10	C	C
27	F	F	F	F	G	G	F	30	F	30	F	F	30	F	
27	F	F	F	F	F	F	F	30	F	30	F	F	24	F	
22	F	F	F	F	F	F	F	24	F	24	F	F	24	F	
18	F	F	F	F	F	F	F	20	F	20	F	F	20	F	
								7	C				6	C	
70					G	G									
70					G	G		80	F						
45	G	G	G	G	G	G	G	50	G	50	G	G	60	G	
45	F	F	F	F	F	F	F	50	F	50	F	F	50	F	
63	F	F	F	F	F	F	F			70	F		60	E	
54	E	E	E	E	F	F	F	60	E	60	E	E	30	E	
36	E	E	E	E	F	F	F	40	E	40	E	E	38	E	
28	D	D	D	D						30	D				
22	D	D	D	D				24	D	25	D				
22	D	D	D	D	D	D	D	24	D	14	D	D	24	D	
								22	D	12	D	D	13	D	
14	D	D	D	D	D	D	D			18	D	D	16	D	
22	E	E	E	E				24	E	32	E		26	D	

Arbeitsrichtwerte für Spiralbohrer

Vorschubreihen											
Code-Buchstabe	A	B	C	D	E	F	G	H	I		
Werkzeug-Ø mm	0,50	0,004	0,006	0,007	0,008	0,010	0,012	0,014	0,016	0,019	Vorschub f (mm/U)
	1,00	0,006	0,008	0,012	0,014	0,016	0,018	0,020	0,023	0,025	
	2,00	0,020	0,025	0,032	0,040	0,050	0,063	0,080	0,100	0,125	
	2,50	0,025	0,032	0,040	0,050	0,063	0,080	0,100	0,125	0,160	
	3,15	0,032	0,040	0,050	0,063	0,080	0,100	0,125	0,160	0,160	
	4,00	0,040	0,050	0,063	0,080	0,100	0,125	0,160	0,200	0,200	
	5,00	0,040	0,050	0,063	0,080	0,100	0,125	0,160	0,200	0,250	
	6,30	0,050	0,063	0,080	0,100	0,125	0,160	0,200	0,250	0,315	
	8,00	0,063	0,080	0,100	0,125	0,160	0,200	0,250	0,315	0,315	
	10,00	0,080	0,100	0,125	0,160	0,200	0,250	0,315	0,400	0,400	
	12,50	0,080	0,100	0,125	0,160	0,200	0,250	0,315	0,400	0,500	
	16,00	0,100	0,125	0,160	0,200	0,250	0,315	0,400	0,500	0,630	
	20,00	0,125	0,160	0,200	0,250	0,315	0,400	0,500	0,630	0,630	
	25,00	0,160	0,200	0,250	0,315	0,400	0,500	0,630	0,800	0,800	
	31,50	0,160	0,200	0,250	0,315	0,400	0,500	0,630	0,800	1,000	
	40,00	0,200	0,250	0,315	0,400	0,500	0,630	0,800	1,000	1,250	

Werkzeuge mit fett gedruckten Vorschubreihen-Codebuchstaben sind für die entsprechende Werkstoffgruppe vorrangig einzusetzen.


Kühlmitteleinsatz:

- Schneidöl, hochaktiviert
- Bohrölemulsion
- ohne Schmiermittel
- nur Luftkühlung

Werkstoffgruppe	Werkstoffbeispiele, neue Bezeichnung (in Klammern alte Bezeichnung) Fettgedruckte Zahlen = Werkstoff-Nr. nach DIN EN	Zugfestigkeit MPa (N/mm ²)	Härte	Kühl- mittel
Allgemeine Baustähle	1.0035 S185(St33), 1.0486 P275N(StE285), 1.0345 P235GH(H1), 1.0425 P265GH(H2) 1.0050 E295 (St50-2), 1.0070 E360 (St70-2), 1.8937 P500NH (WStE500)	≤500 >500-850		<input checked="" type="checkbox"/> <input checked="" type="checkbox"/>
Automatenstähle	1.0718 11SMnPb30 (9SMnPb28), 1.0736 11SMn37 (9SMn36) 1.0727 46S20 (45S20), 1.0728 (60S20), 1.0757 46SPb20 (45SPb20)	≤850 850-1000		<input checked="" type="checkbox"/> <input checked="" type="checkbox"/>
Unlegierte Vergütungsstähle	1.0402 C22, 1.1178 C30E (Ck30) 1.0503 C45, 1.1191 C45E (Ck45) 1.0601 C60, 1.1221 C60E (Ck60)	≤ 700 700-850 850-1000		<input checked="" type="checkbox"/> <input checked="" type="checkbox"/> <input checked="" type="checkbox"/>
Legierte Vergütungsstähle	1.5131 50MnSi4, 1.7003 38Cr2, 1.7030 28Cr4 1.5710 36NiCr6, 1.7035 41Cr4, 1.7225 42CrMo4	850-≤1000 1000-1200		<input checked="" type="checkbox"/> <input checked="" type="checkbox"/>
Unlegierte Einsatzstähle	1.0301 (C10), 1.1121 C10E (Ck10)	≤750		<input checked="" type="checkbox"/>
Legierte Einsatzstähle	1.7043 38Cr4 1.5752 15NiCr13 (15NiCr13), 1.7131 16MnCr5, 1.7264 20CrMo5	850-≤1000 1000-1200		<input checked="" type="checkbox"/> <input checked="" type="checkbox"/>
Nitrierstähle	1.8504 34CrAl6 1.8519 31CrMoV9, 1.8550 34CrAlNi7	≥850-≤1000 >1000-1200		<input checked="" type="checkbox"/> <input checked="" type="checkbox"/>
Werkzeugstähle	1.1750 C75W, 1.2067 102Cr6, 1.2307 29CrMoV9 1.2080 X210Cr12, 1.2083 X42Cr13, 1.2419 105WCr6, 1.2767 X45NiCrMo4	≤850 >850-1000		<input checked="" type="checkbox"/> <input checked="" type="checkbox"/>
Schnellarbeitsstähle	1.3243 S 6-5-2-5, 1.3343 S 6-5-2, 1.3344 S 6-5-3	≥650-1000		<input checked="" type="checkbox"/>
Federstähle	1.5026 55Si7, 1.7176 55Cr3, 1.8159 51CrV4 (51CrV4)		≤330 HB	<input checked="" type="checkbox"/>
Gehärtete Stähle	-		≤40-48 HRC >48-60 HRC	<input checked="" type="checkbox"/> <input checked="" type="checkbox"/>
Rostfreie Stähle, geschwefelt austenitisch martensitisch	1.4005 X12CrS13, 1.4104 X14CrMoS17, 1.4105 X6CrMoS17, 1.4305 X8CrNiS18-9 1.4301 X5CrNi18-10 (V2A), 1.4541 X6CrNiTi18-10, 1.4571 X6CrNiMoTi 17-12-2 (V4A) 1.4057 X20CrNi 17 2 (X17CrNi16-2), 1.4122 X39CrMo17-1, 1.4521 X2CrMoTi18-2	≤850 ≤850 ≤850		<input checked="" type="checkbox"/> <input checked="" type="checkbox"/> <input checked="" type="checkbox"/>
Gusseisen	0.6010 EN-GJL-100(GG10), 0.6020 EN-GJL-200(GG20) 0.6025 EN-GJL-250(GG25), 0.6035 EN-GJL-350(GG35)	850-≤1000 1000-1200		<input checked="" type="checkbox"/> <input checked="" type="checkbox"/>
Kugelgraphit- und Temperguss	0.7050 EN-GJS-500-7(GGG50), 0.8035 EN-GJMW-350-4(GTW35) 0.7070 EN-GJS-700-2(GGG70), 0.8170 EN-GJMB-700-2(GTS70)		≤240 HB <300 HB	<input checked="" type="checkbox"/> <input checked="" type="checkbox"/>
Hartguss	-		≤350 HB	<input checked="" type="checkbox"/>
Neue Gusswerkstoffe GGV	EN-GJV250 (GGV25), EN-GJV350 (GGV35) EN-GJV400 (GGV40), EN-GJV500 (GGV50), SiMo6			<input checked="" type="checkbox"/> <input checked="" type="checkbox"/>
Neue Gusswerkstoffe ADI	EN-GJS-800-8 (ADI800), EN-GJS-1000-5 (ADI1000) EN-GJS-1200-2 (ADI1200), EN-GJS-1400-1 (ADI1400)	800-1000 1200-1400		<input checked="" type="checkbox"/> <input checked="" type="checkbox"/>
Sonderlegierungen	Nimonic, Inconel, Monel, Hastelloy	≤1200		<input checked="" type="checkbox"/>
Titan und Titan-Legierungen	3.7024 Ti99,5, 3.7114 TiAl5Sn2,5, 3.7124 TiCu2 3.7154 TiAl6Zr5, 3.7165 TiAl6V4, 3.7184 TiAl4Mo4Sn2,5, - TiAl8Mo1V1	≤850 >850-1200		<input checked="" type="checkbox"/> <input checked="" type="checkbox"/>
Aluminium und Al-Legierungen	3.0255 Al99,5, 3.2315 AlMgSi1, 3.3515 AlMg1	≤400		<input checked="" type="checkbox"/>
Al-Knetlegierungen	3.0615 AlMgSiPb, 3.1325 AlCuMg1, 3.3245 AlMg3Si, 3.4365 AlZnMgCu1,5	≤450		<input checked="" type="checkbox"/>
Al-Gusslegierungen ≤ 10 % Si > 10 % Si	3.2131 G-AlSi5Cu1, 3.2153 G-AlSi7Cu3, 3.2573 G-AlSi9 3.2581 G-AlSi12, 3.2583 G-AlSi12Cu, - G-AlSi12CuNiMg	≤600 ≤600		<input checked="" type="checkbox"/> <input checked="" type="checkbox"/>
Magnesium-Legierungen	3.5200 MgMn2, 3.5812.05 G-MgAl8Zn1, 3.5612.05 G-MgAl6Zn1	≤450		<input type="checkbox"/>
Kupfer, niedriglegiert	2.0070 SE-Cu, 2.1020 CuSn6, 2.1096 G-CuSn5ZnPb	≤400		<input checked="" type="checkbox"/>
Messing, kurzspanend langspanend	2.0380 CuZn39Pb2, 2.0401 CuZn39Pb3, 2.0410 CuZn43Pb2 2.0250 CuZn20, 2.0280 CuZn33, 2.0332 CuZn37Pb0,5	≤600 ≤600		<input checked="" type="checkbox"/> <input checked="" type="checkbox"/>
Bronzen, kurzspanend	2.1090 CuSn7ZnPb, 2.1170 CuPb5Sn5, 2.1176 CuPb10Sn 2.0790 CuNi18Zn19Pb	≤600 >600-850		<input checked="" type="checkbox"/> <input checked="" type="checkbox"/>
Bronzen, langspanend	2.0916 CuAl5, 2.0960 CuAl9Mn, 2.1050 CuSn10 2.0980 CuAl11Ni, 2.1247 CuBe2	≤850 >850-1000		<input checked="" type="checkbox"/> <input checked="" type="checkbox"/>
Kunststoffe, duroplastisch thermoplastisch	Epoxidharz, Resopal, Pertinax, Moltopren Plexiglas, Hostalen, Novodur, Makralon			- <input checked="" type="checkbox"/>
Kunststoffe, aramidfaserverstärkt glas-/kohlefaserverstärkt	Kevlar GFK/CFK			- <input type="checkbox"/>

≥10×D Bohrtiefe

Katalog-Nr.	71145① 71146② 71147③	71195① 71196②	71325④ 71326⑤	71192① 71193②	71565⑥ 71566⑦ 71567⑧ 71568⑨	71554⑩
Schneidstoff	HSS	HSS	HSS	HSS-Co	HSS-Co	HSS
Oberfläche	bl./Fas. nitr.	Fas. nitr.	Fas.n./da.	Fas. nitr.	dampf.	dampf.
DIN/Form	1869	WN	1870	1869	WN	WN
Typ	V63	V63	V63	V63	V63-IK	N-IK
Katalogseite	282/285/287	288/289	307/308	284/286	312/314/313/315	309



V _c m/min	Vorschubreihen- Code			V _c m/min	VR- Code	V _c m/min	VR- Code	V _c m/min	VR- Code
22	E	E	E	30	D	30	E	26	F
18	D	D	D	25	D	25	D	22	E
22	E	E	E	33	D	30	E	30	F
18	D	D	D	30	D	25	D	30	E
22	D	D	D	33	D	30	D	24	E
18	D	D	D	33	D	25	D	24	E
				20	C	18	C	22	D
				14	C	16	C	20	D
				10	B	12	B	14	C
22	E	E	E	29	D	30	E	30	F
				14	C	14	C	17	D
				10	B	12	B	12	C
				10	C	12	C	14	D
				8	B	8	B	10	C
12	C	C	C	11	C	16	C	15	D
6	B	B	B	8	B	8	B	10	C
				8	B	8	B	10	C
				5	A	6	A	7	B
				3	A	3	A		
				10	C	12	C		
				8	B	8	B		
				10	B	12	B		
22	E	E	E	30	E	30	E	30	F
18	E	E	E	20	E	25	E	30	F
20	E	E	E	16	E	28	E	24	F
14	E	E	E	16	E	20	E	20	F
				5	B	6	B	7	C
				6	A	6	A		
				6	A	8	B		
				5	A	6	B		
45	F	F	F	50	F	63	F	50	G
36	E	E	E	40	E	50	E	50	F
55	E	E	E						
22	D	D	D	30	D	30	D	60	E
				45	D				
28	D	D	D	30	D	40	D	40	E
22	C	C	C	25	D				
20	C	C	C	20	D	28	D	24	D
18	C	C	C	16	C	25	D	24	D
				10	C	20	D	22	D
12	C	C	C	14	C				
18	D	D	D	20	C	25	D	24	E

Spiralbohrer mit Zylinderschaft

Spiralbohrer extra kurz

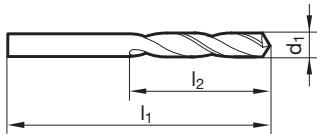


Katalog-Nr. 71110



P	M	K	N	S	H	Arbeitsrichtwerte Seite 176
•		•	•			

- Ausspitzung $\geq \varnothing 1,000$
- Kegelmantelschliff
- für Automaten/Revolverbänke
- auch für Handbohrmaschinen geeignet



d1 mm	inch	l1 mm	l2 mm	d1 mm	inch	l1 mm	l2 mm
0,500		20,000	3,000	3,300		49,000	18,000
0,600		21,000	3,500	3,400		52,000	20,000
0,700		23,000	4,500	3,500		52,000	20,000
0,750		23,000	4,500	3,600		52,000	20,000
0,800		24,000	5,000	3,700		52,000	20,000
0,900		25,000	5,500	3,750		52,000	20,000
1,000		26,000	6,000	3,800		55,000	22,000
1,050		26,000	6,000	3,900		55,000	22,000
1,100		28,000	7,000	4,000		55,000	22,000
1,150		28,000	7,000	4,100		55,000	22,000
1,200		30,000	8,000	4,200		55,000	22,000
1,250		30,000	8,000	4,250		55,000	22,000
1,300		30,000	8,000	4,300		58,000	24,000
1,350		32,000	9,000	4,400		58,000	24,000
1,400		32,000	9,000	4,500		58,000	24,000
1,450		32,000	9,000	4,600		58,000	24,000
1,500		32,000	9,000	4,700		58,000	24,000
1,550		34,000	10,000	4,800		62,000	26,000
1,600		34,000	10,000	4,900		62,000	26,000
1,650		34,000	10,000	5,000		62,000	26,000
1,700		34,000	10,000	5,100		62,000	26,000
1,750		36,000	11,000	5,150		62,000	26,000
1,800		36,000	11,000	5,200		62,000	26,000
1,900		36,000	11,000	5,250		62,000	26,000
1,950		38,000	12,000	5,300		62,000	26,000
2,000		38,000	12,000	5,400		66,000	28,000
2,050		38,000	12,000	5,500		66,000	28,000
2,100		38,000	12,000	5,600		66,000	28,000
2,150		40,000	13,000	5,700		66,000	28,000
2,200		40,000	13,000	5,750		66,000	28,000
2,250		40,000	13,000	5,800		66,000	28,000
2,300		40,000	13,000	5,900		66,000	28,000
2,400		43,000	14,000	6,000		66,000	28,000
2,450		43,000	14,000	6,100		70,000	31,000
2,500		43,000	14,000	6,200		70,000	31,000
2,550		43,000	14,000	6,250		70,000	31,000
2,600		43,000	14,000	6,300		70,000	31,000
2,650		43,000	14,000	6,400		70,000	31,000
2,700		46,000	16,000	6,500		70,000	31,000
2,750		46,000	16,000	6,600		70,000	31,000
2,800		46,000	16,000	6,700		70,000	31,000
2,850		46,000	16,000	6,750	17/64	74,000	34,000
2,900		46,000	16,000	6,800		74,000	34,000
2,950		46,000	16,000	6,900		74,000	34,000
3,000		46,000	16,000	7,000		74,000	34,000
3,100		49,000	18,000	7,100		74,000	34,000
3,200		49,000	18,000	7,200		74,000	34,000
3,250		49,000	18,000	7,250		74,000	34,000

d1 mm	inch	l1 mm	l2 mm	d1 mm	inch	l1 mm	l2 mm
7,300		74,000	34,000	12,000		102,000	51,000
7,400		74,000	34,000	12,500		102,000	51,000
7,500		74,000	34,000	12,750		102,000	51,000
7,600		79,000	37,000	13,000		102,000	51,000
7,700		79,000	37,000	13,500		107,000	54,000
7,750		79,000	37,000	14,000		107,000	54,000
7,800		79,000	37,000	14,500		111,000	56,000
7,900		79,000	37,000	15,000		111,000	56,000
8,000		79,000	37,000	15,500		115,000	58,000
8,100		79,000	37,000	16,000		115,000	58,000
8,200		79,000	37,000	16,500		119,000	60,000
8,250		79,000	37,000	17,000		119,000	60,000
8,300		79,000	37,000	17,500		123,000	62,000
8,400		79,000	37,000	18,000		123,000	62,000
8,500		79,000	37,000	18,500		127,000	64,000
8,600		84,000	40,000	19,000		127,000	64,000
8,700		84,000	40,000	19,500		131,000	66,000
8,750		84,000	40,000	20,000		131,000	66,000
8,800		84,000	40,000	20,500		136,000	68,000
8,900		84,000	40,000	21,000		136,000	68,000
9,000		84,000	40,000	21,500		141,000	70,000
9,100		84,000	40,000	22,000		141,000	70,000
9,200		84,000	40,000	22,500		146,000	72,000
9,250		84,000	40,000	23,000		146,000	72,000
9,300		84,000	40,000	24,000		151,000	75,000
9,400		84,000	40,000	25,000	63/64	151,000	75,000
9,500		84,000	40,000	26,000		156,000	78,000
9,600		89,000	43,000	28,000		162,000	81,000
9,700		89,000	43,000	29,000		168,000	84,000
9,750		89,000	43,000	30,000		168,000	84,000
9,800		89,000	43,000	31,000		174,000	87,000
9,900		89,000	43,000	32,000		180,000	90,000
10,000		89,000	43,000				
10,100		89,000	43,000				
10,200		89,000	43,000				
10,250		89,000	43,000				
10,300		89,000	43,000				
10,400		89,000	43,000				
10,500		89,000	43,000				
10,750		95,000	47,000				
11,000		95,000	47,000				
11,500		95,000	47,000				

Spiralbohrer mit Zylinderschaft

Spiralbohrer extra kurz



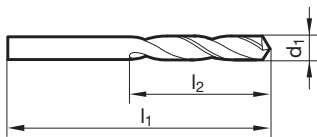
Katalog-Nr. 71111



P	M	K	N	S	H
•		•	•		

Arbeitsrichtwerte
Seite 176

- Ausspitzung $\geq \varnothing 14,300$
- Kegelmantelschliff
- für Automaten/Revolverbänke
- auch für Handbohrmaschinen geeignet



d1 mm	inch	l1 mm	l2 mm	d1 mm	inch	l1 mm	l2 mm
0,500		20,000	3,000	3,000		46,000	16,000
0,550		21,000	3,500	3,100		49,000	18,000
0,600		21,000	3,500	3,150		49,000	18,000
0,650		22,000	4,000	3,200		49,000	18,000
0,700		23,000	4,500	3,300		49,000	18,000
0,750		23,000	4,500	3,450		52,000	20,000
0,800		24,000	5,000	3,500		52,000	20,000
0,850		24,000	5,000	3,550		52,000	20,000
0,900		25,000	5,500	3,600		52,000	20,000
0,950		25,000	5,500	3,650		52,000	20,000
1,000		26,000	6,000	3,700		52,000	20,000
1,050		26,000	6,000	3,750		52,000	20,000
1,100		28,000	7,000	3,800		55,000	22,000
1,150		28,000	7,000	3,850		55,000	22,000
1,200		30,000	8,000	3,900		55,000	22,000
1,250		30,000	8,000	3,950		55,000	22,000
1,300		30,000	8,000	4,000		55,000	22,000
1,350		32,000	9,000	4,100		55,000	22,000
1,400		32,000	9,000	4,200		55,000	22,000
1,450		32,000	9,000	4,300		58,000	24,000
1,500		32,000	9,000	4,500		58,000	24,000
1,550		34,000	10,000	4,600		58,000	24,000
1,600		34,000	10,000	4,700		58,000	24,000
1,650		34,000	10,000	4,750		58,000	24,000
1,700		34,000	10,000	4,800		62,000	26,000
1,750		36,000	11,000	5,000		62,000	26,000
1,800		36,000	11,000	5,100		62,000	26,000
1,850		36,000	11,000	5,200		62,000	26,000
1,900		36,000	11,000	5,300		62,000	26,000
2,000		38,000	12,000	5,400		66,000	28,000
2,050		38,000	12,000	5,500		66,000	28,000
2,100		38,000	12,000	5,600		66,000	28,000
2,150		40,000	13,000	5,700		66,000	28,000
2,200		40,000	13,000	5,750		66,000	28,000
2,250		40,000	13,000	5,800		66,000	28,000
2,300		40,000	13,000	5,900		66,000	28,000
2,350		40,000	13,000	6,200		70,000	31,000
2,400		43,000	14,000	6,250		70,000	31,000
2,450		43,000	14,000	6,300		70,000	31,000
2,500		43,000	14,000	6,500		70,000	31,000
2,550		43,000	14,000	6,600		70,000	31,000
2,600		43,000	14,000	6,700		70,000	31,000
2,650		43,000	14,000	6,800		74,000	34,000
2,700		46,000	16,000	6,900		74,000	34,000
2,800		46,000	16,000	7,000		74,000	34,000
2,850		46,000	16,000	7,100		74,000	34,000
2,900		46,000	16,000	7,300		74,000	34,000
2,950		46,000	16,000	7,400		74,000	34,000

d1 mm	inch	l1 mm	l2 mm	d1 mm	inch	l1 mm	l2 mm
7,500		74,000	34,000	12,100		102,000	51,000
7,600		79,000	37,000	12,300	31/64	102,000	51,000
7,700		79,000	37,000	12,400		102,000	51,000
7,750		79,000	37,000	12,750		102,000	51,000
7,800		79,000	37,000	12,900		102,000	51,000
7,900		79,000	37,000	13,000		102,000	51,000
8,000		79,000	37,000	13,100	33/64	102,000	51,000
8,100		79,000	37,000	13,200		102,000	51,000
8,200		79,000	37,000	13,250		107,000	54,000
8,250		79,000	37,000	13,300		107,000	54,000
8,300		79,000	37,000	13,600		107,000	54,000
8,400		79,000	37,000	13,750		107,000	54,000
8,500		79,000	37,000	13,800		107,000	54,000
8,600		84,000	40,000	13,900		107,000	54,000
8,700		84,000	40,000	14,300		111,000	56,000
8,750		84,000	40,000	14,400		111,000	56,000
8,800		84,000	40,000	14,800		111,000	56,000
8,900		84,000	40,000	14,900		111,000	56,000
9,000		84,000	40,000	15,000		111,000	56,000
9,100		84,000	40,000	15,300		115,000	58,000
9,200		84,000	40,000	15,400		115,000	58,000
9,250		84,000	40,000	15,750		115,000	58,000
9,400		84,000	40,000	15,800		115,000	58,000
9,500		84,000	40,000	15,900		115,000	58,000
9,600		89,000	43,000	16,000		115,000	58,000
9,700		89,000	43,000	16,250		119,000	60,000
9,750		89,000	43,000	16,300		119,000	60,000
9,800		89,000	43,000	16,900		119,000	60,000
9,900		89,000	43,000	17,250		123,000	62,000
10,000		89,000	43,000	17,400		123,000	62,000
10,200		89,000	43,000	17,600		123,000	62,000
10,300		89,000	43,000	18,600		127,000	64,000
10,500		89,000	43,000	18,750		127,000	64,000
10,700		95,000	47,000	18,800		127,000	64,000
10,800		95,000	47,000	19,000		127,000	64,000
11,000		95,000	47,000	21,500		141,000	70,000
11,100		95,000	47,000	29,000		168,000	84,000
11,300		95,000	47,000	30,000		168,000	84,000
11,600		95,000	47,000	32,000		180,000	90,000
11,750		95,000	47,000				
11,900		102,000	51,000				
12,000		102,000	51,000				

Spiralbohrer mit Zylinderschaft

Spiralbohrer extra kurz

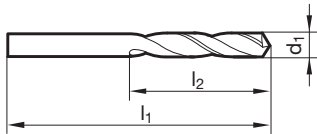


Katalog-Nr. 71108



P	M	K	N	S	H	Arbeitsrichtwerte Seite 176
•		•	•			

- Ausspitzung $\geq \varnothing 2,000$
- Kegelmantelschliff
- für Automaten/Revolverbänke
- auch für Handbohrmaschinen geeignet
- blank < 2,36 mm



d1 mm	inch	l1 mm	l2 mm	d1 mm	inch	l1 mm	l2 mm
2,000		38,000	12,000	6,400		70,000	31,000
2,100		38,000	12,000	6,500		70,000	31,000
2,200		40,000	13,000	6,600		70,000	31,000
2,300		40,000	13,000	6,700		70,000	31,000
2,400		43,000	14,000	6,800		74,000	34,000
2,500		43,000	14,000	6,900		74,000	34,000
2,550		43,000	14,000	7,000		74,000	34,000
2,600		43,000	14,000	7,100		74,000	34,000
2,700		46,000	16,000	7,200		74,000	34,000
2,800		46,000	16,000	7,300		74,000	34,000
2,900		46,000	16,000	7,400		74,000	34,000
2,950		46,000	16,000	7,500		74,000	34,000
3,000		46,000	16,000	7,600		79,000	37,000
3,100		49,000	18,000	7,700		79,000	37,000
3,200		49,000	18,000	7,800		79,000	37,000
3,250		49,000	18,000	7,900		79,000	37,000
3,300		49,000	18,000	8,000		79,000	37,000
3,400		52,000	20,000	8,100		79,000	37,000
3,500		52,000	20,000	8,200		79,000	37,000
3,600		52,000	20,000	8,300		79,000	37,000
3,700		52,000	20,000	8,400		79,000	37,000
3,800		55,000	22,000	8,500		79,000	37,000
3,900		55,000	22,000	8,600		84,000	40,000
4,000		55,000	22,000	8,700		84,000	40,000
4,100		55,000	22,000	8,750		84,000	40,000
4,200		55,000	22,000	8,800		84,000	40,000
4,300		58,000	24,000	8,900		84,000	40,000
4,400		58,000	24,000	9,000		84,000	40,000
4,500		58,000	24,000	9,100		84,000	40,000
4,600		58,000	24,000	9,200		84,000	40,000
4,700		58,000	24,000	9,300		84,000	40,000
4,800		62,000	26,000	9,400		84,000	40,000
4,900		62,000	26,000	9,500		84,000	40,000
5,000		62,000	26,000	9,600		89,000	43,000
5,100		62,000	26,000	9,700		89,000	43,000
5,200		62,000	26,000	9,800		89,000	43,000
5,250		62,000	26,000	9,900		89,000	43,000
5,300		62,000	26,000	10,000		89,000	43,000
5,400		66,000	28,000	10,100		89,000	43,000
5,500		66,000	28,000	10,200		89,000	43,000
5,600		66,000	28,000	10,500		89,000	43,000
5,700		66,000	28,000	11,000		95,000	47,000
5,800		66,000	28,000	11,500		95,000	47,000
5,900		66,000	28,000	12,000		102,000	51,000
6,000		66,000	28,000	12,500		102,000	51,000
6,100		70,000	31,000	13,000		102,000	51,000
6,200		70,000	31,000	13,500		107,000	54,000
6,300		70,000	31,000	14,000		107,000	54,000

d1 mm	inch	l1 mm	l2 mm
14,500		111,000	56,000
15,000		111,000	56,000
16,000		115,000	58,000
17,000		119,000	60,000
18,000		123,000	62,000
19,500		131,000	66,000

d1 mm	inch	l1 mm	l2 mm
20,000		131,000	66,000
20,500		136,000	68,000
25,000	63/64	151,000	75,000
27,000		162,000	81,000

Spiralbohrer mit Zylinderschaft

Spiralbohrer extra kurz

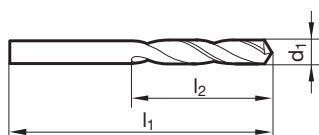


Katalog-Nr. 71109



P	M	K	N	S	H	Arbeitsrichtwerte Seite 176
•		•	•			

- Ausspitzung $\geq \varnothing 14,500$
- Kegelmantelschliff
- für Automaten/Revolverbänke
- blank < 6,0 mm



d1 mm	inch	l1 mm	l2 mm	d1 mm	inch	l1 mm	l2 mm
2,600		43,000	14,000	7,500		74,000	34,000
2,750		46,000	16,000	7,800		79,000	37,000
3,000		46,000	16,000	7,900		79,000	37,000
3,100		49,000	18,000	8,000		79,000	37,000
3,200		49,000	18,000	8,100		79,000	37,000
3,300		49,000	18,000	8,300		79,000	37,000
3,400		52,000	20,000	8,700		84,000	40,000
3,500		52,000	20,000	8,800		84,000	40,000
4,000		55,000	22,000	8,900		84,000	40,000
4,100		55,000	22,000	9,100		84,000	40,000
4,200		55,000	22,000	9,300		84,000	40,000
4,250		55,000	22,000	9,400		84,000	40,000
4,300		58,000	24,000	9,500		84,000	40,000
4,400		58,000	24,000	9,700		89,000	43,000
4,500		58,000	24,000	10,200		89,000	43,000
4,900		62,000	26,000	10,750		95,000	47,000
5,000		62,000	26,000	11,000		95,000	47,000
5,200		62,000	26,000	11,500		95,000	47,000
5,300		62,000	26,000	12,500		102,000	51,000
5,400		66,000	28,000	13,250		107,000	54,000
5,500		66,000	28,000	14,500		111,000	56,000
5,600		66,000	28,000	15,500		115,000	58,000
5,700		66,000	28,000	15,750		115,000	58,000
6,000		66,000	28,000	16,000		115,000	58,000
6,200		70,000	31,000	17,000		119,000	60,000
6,400		70,000	31,000	17,500		123,000	62,000
6,500		70,000	31,000	21,000		136,000	68,000
6,900		74,000	34,000	22,000		141,000	70,000
7,000		74,000	34,000	24,000		151,000	75,000
7,200		74,000	34,000	26,500		156,000	78,000

Spiralbohrer mit Zylinderschaft

Spiralbohrer extra kurz



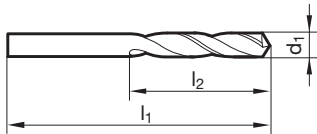
Katalog-Nr. 61118



P	M	K	N	S	H
●		●	○		

Arbeitsrichtwerte
Seite 176

- Ausspitzung $\geq \varnothing 1,000$
- Kegelmantelschliff
- für Automaten/Revolverbänke
- auch für Handbohrmaschinen geeignet
- höherer Verschleißschutz



d1 mm	inch	l1 mm	l2 mm	d1 mm	inch	l1 mm	l2 mm
1,000		26,000	6,000	5,800		66,000	28,000
1,100		28,000	7,000	5,900		66,000	28,000
1,200		30,000	8,000	6,000		66,000	28,000
1,300		30,000	8,000	6,100		70,000	31,000
1,400		32,000	9,000	6,200		70,000	31,000
1,500		32,000	9,000	6,300		70,000	31,000
1,600		34,000	10,000	6,400		70,000	31,000
1,700		34,000	10,000	6,500		70,000	31,000
1,800		36,000	11,000	6,600		70,000	31,000
1,900		36,000	11,000	6,700		70,000	31,000
2,000		38,000	12,000	6,800		74,000	34,000
2,100		38,000	12,000	6,900		74,000	34,000
2,200		40,000	13,000	7,000		74,000	34,000
2,300		40,000	13,000	7,100		74,000	34,000
2,400		43,000	14,000	7,200		74,000	34,000
2,500		43,000	14,000	7,300		74,000	34,000
2,600		43,000	14,000	7,400		74,000	34,000
2,700		46,000	16,000	7,500		74,000	34,000
2,800		46,000	16,000	7,600		79,000	37,000
2,900		46,000	16,000	7,700		79,000	37,000
3,000		46,000	16,000	7,800		79,000	37,000
3,100		49,000	18,000	7,900		79,000	37,000
3,200		49,000	18,000	8,000		79,000	37,000
3,300		49,000	18,000	8,100		79,000	37,000
3,400		52,000	20,000	8,200		79,000	37,000
3,500		52,000	20,000	8,300		79,000	37,000
3,600		52,000	20,000	8,400		79,000	37,000
3,700		52,000	20,000	8,500		79,000	37,000
3,800		55,000	22,000	8,600		84,000	40,000
3,900		55,000	22,000	8,700		84,000	40,000
4,000		55,000	22,000	8,800		84,000	40,000
4,100		55,000	22,000	8,900		84,000	40,000
4,200		55,000	22,000	9,000		84,000	40,000
4,300		58,000	24,000	9,100		84,000	40,000
4,400		58,000	24,000	9,200		84,000	40,000
4,500		58,000	24,000	9,300		84,000	40,000
4,600		58,000	24,000	9,400		84,000	40,000
4,700		58,000	24,000	9,500		84,000	40,000
4,800		62,000	26,000	9,600		89,000	43,000
4,900		62,000	26,000	9,700		89,000	43,000
5,000		62,000	26,000	9,800		89,000	43,000
5,100		62,000	26,000	9,900		89,000	43,000
5,200		62,000	26,000	10,000		89,000	43,000
5,300		62,000	26,000	10,100		89,000	43,000
5,400		66,000	28,000	10,200		89,000	43,000
5,500		66,000	28,000	10,300		89,000	43,000
5,600		66,000	28,000	10,400		89,000	43,000
5,700		66,000	28,000	10,500		89,000	43,000

d1 mm	inch	l1 mm	l2 mm	d1 mm	inch	l1 mm	l2 mm
10,600		89,000	43,000	13,000		102,000	51,000
10,800		95,000	47,000	13,100	33/64	102,000	51,000
11,000		95,000	47,000				
11,500		95,000	47,000				
12,000		102,000	51,000				
12,500		102,000	51,000				

Spiralbohrer mit Zylinderschaft

Spiralbohrer extra kurz

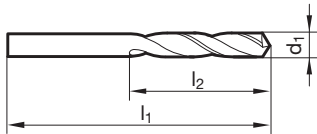


Katalog-Nr. 71106



P	M	K	N	S	H	Arbeitsrichtwerte Seite 176
•	•	•	•	•	○	

- Ausspitzung $\geq \varnothing 1,000$
- Kegelmantelschliff
- hoher Co- und Mo-Anteil
- besonders hohe Verschleißfestigkeit



d1 mm	inch	l1 mm	l2 mm
1,000		26,000	6,000
1,500		32,000	9,000
2,000		38,000	12,000
2,500		43,000	14,000
3,000		46,000	16,000
3,300		49,000	18,000
3,500		52,000	20,000
4,000		55,000	22,000
4,200		55,000	22,000
4,500		58,000	24,000
5,000		62,000	26,000
5,500		66,000	28,000

d1 mm	inch	l1 mm	l2 mm
6,000		66,000	28,000
6,500		70,000	31,000
6,800		74,000	34,000
7,000		74,000	34,000
7,500		74,000	34,000
8,000		79,000	37,000
8,500		79,000	37,000
9,000		84,000	40,000
9,500		84,000	40,000
10,000		89,000	43,000

Spiralbohrer mit Zylinderschaft

Spiralbohrer extra kurz

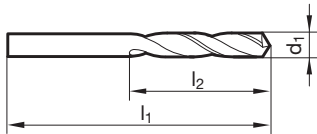


Katalog-Nr. 71220



P	M	K	N	S	H	Arbeitsrichtwerte Seite 178
•	•	•	•			

- Ausspitzung $\geq \varnothing 1,000$
- Flächenanschliff
- geringe Vorschubkraft notwendig
- geringes Drehmoment notwendig
- universell einsetzbar



d1 mm	inch	l1 mm	l2 mm	d1 mm	inch	l1 mm	l2 mm
1,000		26,000	6,000	5,800		66,000	28,000
1,100		28,000	7,000	5,900		66,000	28,000
1,200		30,000	8,000	6,000		66,000	28,000
1,300		30,000	8,000	6,100		70,000	31,000
1,400		32,000	9,000	6,200		70,000	31,000
1,500		32,000	9,000	6,300		70,000	31,000
1,600		34,000	10,000	6,400		70,000	31,000
1,700		34,000	10,000	6,500		70,000	31,000
1,800		36,000	11,000	6,600		70,000	31,000
1,900		36,000	11,000	6,700		70,000	31,000
2,000		38,000	12,000	6,800		74,000	34,000
2,100		38,000	12,000	6,900		74,000	34,000
2,200		40,000	13,000	7,000		74,000	34,000
2,300		40,000	13,000	7,100		74,000	34,000
2,400		43,000	14,000	7,200		74,000	34,000
2,500		43,000	14,000	7,300		74,000	34,000
2,600		43,000	14,000	7,400		74,000	34,000
2,700		46,000	16,000	7,500		74,000	34,000
2,800		46,000	16,000	7,600		79,000	37,000
2,900		46,000	16,000	7,700		79,000	37,000
3,000		46,000	16,000	7,800		79,000	37,000
3,100		49,000	18,000	7,900		79,000	37,000
3,200		49,000	18,000	8,000		79,000	37,000
3,300		49,000	18,000	8,100		79,000	37,000
3,400		52,000	20,000	8,200		79,000	37,000
3,500		52,000	20,000	8,300		79,000	37,000
3,600		52,000	20,000	8,400		79,000	37,000
3,700		52,000	20,000	8,500		79,000	37,000
3,800		55,000	22,000	8,600		84,000	40,000
3,900		55,000	22,000	8,700		84,000	40,000
4,000		55,000	22,000	8,800		84,000	40,000
4,100		55,000	22,000	8,900		84,000	40,000
4,200		55,000	22,000	9,000		84,000	40,000
4,300		58,000	24,000	9,100		84,000	40,000
4,400		58,000	24,000	9,200		84,000	40,000
4,500		58,000	24,000	9,300		84,000	40,000
4,600		58,000	24,000	9,400		84,000	40,000
4,700		58,000	24,000	9,500		84,000	40,000
4,800		62,000	26,000	9,600		89,000	43,000
4,900		62,000	26,000	9,700		89,000	43,000
5,000		62,000	26,000	9,800		89,000	43,000
5,100		62,000	26,000	9,900		89,000	43,000
5,200		62,000	26,000	10,000		89,000	43,000
5,300		62,000	26,000	10,100		89,000	43,000
5,400		66,000	28,000	10,200		89,000	43,000
5,500		66,000	28,000	10,300		89,000	43,000
5,600		66,000	28,000	10,400		89,000	43,000
5,700		66,000	28,000	10,500		89,000	43,000

d1 mm	inch	l1 mm	l2 mm	d1 mm	inch	l1 mm	l2 mm
11,000		95,000	47,000	14,000		107,000	54,000
11,500		95,000	47,000				
12,000		102,000	51,000				
12,500		102,000	51,000				
13,000		102,000	51,000				
13,500		107,000	54,000				

Spiralbohrer mit Zylinderschaft

Spiralbohrer extra kurz



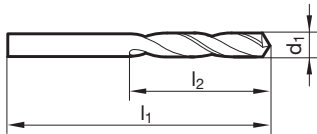
Katalog-Nr. 61220



P	M	K	N	S	H
•	•	•	•		

Arbeitsrichtwerte
Seite 178

- Ausspitzung $\geq \varnothing 1,000$
- Flächenanschliff
- geringe Vorschubkraft notwendig
- geringes Drehmoment notwendig
- universell einsetzbar
- höherer Verschleißschutz



d1 mm	inch	l1 mm	l2 mm	d1 mm	inch	l1 mm	l2 mm
1,000		26,000	6,000	5,800		66,000	28,000
1,100		28,000	7,000	5,900		66,000	28,000
1,200		30,000	8,000	6,000		66,000	28,000
1,300		30,000	8,000	6,100		70,000	31,000
1,400		32,000	9,000	6,200		70,000	31,000
1,500		32,000	9,000	6,300		70,000	31,000
1,600		34,000	10,000	6,400		70,000	31,000
1,700		34,000	10,000	6,500		70,000	31,000
1,800		36,000	11,000	6,600		70,000	31,000
1,900		36,000	11,000	6,700		70,000	31,000
2,000		38,000	12,000	6,800		74,000	34,000
2,100		38,000	12,000	6,900		74,000	34,000
2,200		40,000	13,000	7,000		74,000	34,000
2,300		40,000	13,000	7,100		74,000	34,000
2,400		43,000	14,000	7,200		74,000	34,000
2,500		43,000	14,000	7,300		74,000	34,000
2,600		43,000	14,000	7,400		74,000	34,000
2,700		46,000	16,000	7,500		74,000	34,000
2,800		46,000	16,000	7,600		79,000	37,000
2,900		46,000	16,000	7,700		79,000	37,000
3,000		46,000	16,000	7,800		79,000	37,000
3,100		49,000	18,000	7,900		79,000	37,000
3,200		49,000	18,000	8,000		79,000	37,000
3,300		49,000	18,000	8,100		79,000	37,000
3,400		52,000	20,000	8,200		79,000	37,000
3,500		52,000	20,000	8,300		79,000	37,000
3,600		52,000	20,000	8,400		79,000	37,000
3,700		52,000	20,000	8,500		79,000	37,000
3,800		55,000	22,000	8,600		84,000	40,000
3,900		55,000	22,000	8,700		84,000	40,000
4,000		55,000	22,000	8,800		84,000	40,000
4,100		55,000	22,000	8,900		84,000	40,000
4,200		55,000	22,000	9,000		84,000	40,000
4,300		58,000	24,000	9,100		84,000	40,000
4,400		58,000	24,000	9,200		84,000	40,000
4,500		58,000	24,000	9,300		84,000	40,000
4,600		58,000	24,000	9,400		84,000	40,000
4,700		58,000	24,000	9,500		84,000	40,000
4,800		62,000	26,000	9,600		89,000	43,000
4,900		62,000	26,000	9,700		89,000	43,000
5,000		62,000	26,000	9,800		89,000	43,000
5,100		62,000	26,000	9,900		89,000	43,000
5,200		62,000	26,000	10,000		89,000	43,000
5,300		62,000	26,000	10,100		89,000	43,000
5,400		66,000	28,000	10,200		89,000	43,000
5,500		66,000	28,000	10,300		89,000	43,000
5,600		66,000	28,000	10,400		89,000	43,000
5,700		66,000	28,000	10,500		89,000	43,000

d1 mm	inch	l1 mm	l2 mm	d1 mm	inch	l1 mm	l2 mm
11,000		95,000	47,000	14,000		107,000	54,000
11,500		95,000	47,000				
12,000		102,000	51,000				
12,500		102,000	51,000				
13,000		102,000	51,000				
13,500		107,000	54,000				

Spiralbohrer mit Zylinderschaft

Spiralbohrer extra kurz

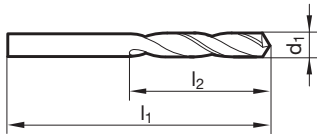


Katalog-Nr. 51159



P	M	K	N	S	H	Arbeitsrichtwerte Seite 178
●	●	○	○			

- Ausspitzung $\geq \varnothing 1,000$
- Kegelmantelanschliff
- höhere Verschleißfestigkeit



d1 mm	inch	l1 mm	l2 mm	d1 mm	inch	l1 mm	l2 mm
2,000		38,000	12,000	6,900		74,000	34,000
2,100		38,000	12,000	7,000		74,000	34,000
2,200		40,000	13,000	7,100		74,000	34,000
2,300		40,000	13,000	7,300		74,000	34,000
2,400		43,000	14,000	7,400		74,000	34,000
2,500		43,000	14,000	7,500		74,000	34,000
2,600		43,000	14,000	7,600		79,000	37,000
2,700		46,000	16,000	7,700		79,000	37,000
2,800		46,000	16,000	7,800		79,000	37,000
2,900		46,000	16,000	7,900		79,000	37,000
3,000		46,000	16,000	8,000		79,000	37,000
3,100		49,000	18,000	8,100		79,000	37,000
3,200		49,000	18,000	8,200		79,000	37,000
3,300		49,000	18,000	8,300		79,000	37,000
3,400		52,000	20,000	8,400		79,000	37,000
3,500		52,000	20,000	8,500		79,000	37,000
3,600		52,000	20,000	8,600		84,000	40,000
3,700		52,000	20,000	8,700		84,000	40,000
3,800		55,000	22,000	8,800		84,000	40,000
3,900		55,000	22,000	8,900		84,000	40,000
4,000		55,000	22,000	9,000		84,000	40,000
4,100		55,000	22,000	9,100		84,000	40,000
4,200		55,000	22,000	9,200		84,000	40,000
4,300		58,000	24,000	9,300		84,000	40,000
4,400		58,000	24,000	9,500		84,000	40,000
4,500		58,000	24,000	9,600		89,000	43,000
4,600		58,000	24,000	9,700		89,000	43,000
4,700		58,000	24,000	9,800		89,000	43,000
4,800		62,000	26,000	9,900		89,000	43,000
4,900		62,000	26,000	10,000		89,000	43,000
5,000		62,000	26,000	10,200		89,000	43,000
5,100		62,000	26,000	10,500		89,000	43,000
5,200		62,000	26,000	10,800		95,000	47,000
5,300		62,000	26,000	11,000		95,000	47,000
5,400		66,000	28,000	11,500		95,000	47,000
5,500		66,000	28,000	11,800		95,000	47,000
5,600		66,000	28,000	12,000		102,000	51,000
5,700		66,000	28,000	12,300	31/64	102,000	51,000
5,800		66,000	28,000	12,500		102,000	51,000
5,900		66,000	28,000	13,000		102,000	51,000
6,000		66,000	28,000	13,500		107,000	54,000
6,100		70,000	31,000	14,000		107,000	54,000
6,200		70,000	31,000	14,500		111,000	56,000
6,300		70,000	31,000	15,000		111,000	56,000
6,400		70,000	31,000	15,500		115,000	58,000
6,500		70,000	31,000	16,000		115,000	58,000
6,700		70,000	31,000				
6,800		74,000	34,000				

Spiralbohrer mit Zylinderschaft

Spiralbohrer extra kurz



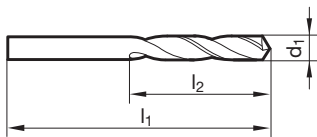
Katalog-Nr. 61131



P	M	K	N	S	H
●	●	●	○		

Arbeitsrichtwerte
Seite 178

- Ausspitzung $\geq \varnothing 1,000$
- Kegelmantelschliff
- weite Spannuten
- besonders hohe Verschleißfestigkeit
- besonders hohe Stabilität



d1 mm	inch	l1 mm	l2 mm	d1 mm	inch	l1 mm	l2 mm
1,000		26,000	6,000	5,800		66,000	28,000
1,100		28,000	7,000	5,900		66,000	28,000
1,200		30,000	8,000	6,000		66,000	28,000
1,300		30,000	8,000	6,100		70,000	31,000
1,400		32,000	9,000	6,200		70,000	31,000
1,500		32,000	9,000	6,300		70,000	31,000
1,600		34,000	10,000	6,400		70,000	31,000
1,700		34,000	10,000	6,500		70,000	31,000
1,800		36,000	11,000	6,600		70,000	31,000
1,900		36,000	11,000	6,700		70,000	31,000
2,000		38,000	12,000	6,800		74,000	34,000
2,100		38,000	12,000	6,900		74,000	34,000
2,200		40,000	13,000	7,000		74,000	34,000
2,300		40,000	13,000	7,100		74,000	34,000
2,400		43,000	14,000	7,200		74,000	34,000
2,500		43,000	14,000	7,300		74,000	34,000
2,600		43,000	14,000	7,400		74,000	34,000
2,700		46,000	16,000	7,500		74,000	34,000
2,800		46,000	16,000	7,600		79,000	37,000
2,900		46,000	16,000	7,700		79,000	37,000
3,000		46,000	16,000	7,800		79,000	37,000
3,100		49,000	18,000	7,900		79,000	37,000
3,200		49,000	18,000	8,000		79,000	37,000
3,300		49,000	18,000	8,100		79,000	37,000
3,400		52,000	20,000	8,200		79,000	37,000
3,500		52,000	20,000	8,300		79,000	37,000
3,600		52,000	20,000	8,400		79,000	37,000
3,700		52,000	20,000	8,500		79,000	37,000
3,800		55,000	22,000	8,800		84,000	40,000
3,900		55,000	22,000	9,000		84,000	40,000
4,000		55,000	22,000	9,300		84,000	40,000
4,100		55,000	22,000	9,500		84,000	40,000
4,200		55,000	22,000	9,800		89,000	43,000
4,300		58,000	24,000	10,000		89,000	43,000
4,400		58,000	24,000	10,200		89,000	43,000
4,500		58,000	24,000	10,500		89,000	43,000
4,600		58,000	24,000	11,000		95,000	47,000
4,700		58,000	24,000	11,500		95,000	47,000
4,800		62,000	26,000	12,000		102,000	51,000
4,900		62,000	26,000	12,500		102,000	51,000
5,000		62,000	26,000	13,000		102,000	51,000
5,100		62,000	26,000	13,500		107,000	54,000
5,200		62,000	26,000	14,000		107,000	54,000
5,300		62,000	26,000				
5,400		66,000	28,000				
5,500		66,000	28,000				
5,600		66,000	28,000				
5,700		66,000	28,000				

Spiralbohrer mit Zylinderschaft

Spiralbohrer extra kurz

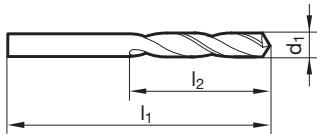


Katalog-Nr. 71112



P	M	K	N	S	H	Arbeitsrichtwerte Seite 176
●	●	●	○	○		

- Ausspitzung $\geq \varnothing 1,000$
- Kegelmantelschliff
- blank $< 2,36$ mm



d1 mm	inch	l1 mm	l2 mm	d1 mm	inch	l1 mm	l2 mm
1,000		26,000	6,000	4,400		58,000	24,000
1,100		28,000	7,000	4,500		58,000	24,000
1,150		28,000	7,000	4,600		58,000	24,000
1,200		30,000	8,000	4,700		58,000	24,000
1,250		30,000	8,000	4,750		58,000	24,000
1,300		30,000	8,000	4,800		62,000	26,000
1,400		32,000	9,000	4,900		62,000	26,000
1,500		32,000	9,000	5,000		62,000	26,000
1,550		34,000	10,000	5,100		62,000	26,000
1,600		34,000	10,000	5,200		62,000	26,000
1,650		34,000	10,000	5,300		62,000	26,000
1,700		34,000	10,000	5,400		66,000	28,000
1,750		36,000	11,000	5,500		66,000	28,000
1,800		36,000	11,000	5,600		66,000	28,000
1,900		36,000	11,000	5,700		66,000	28,000
2,000		38,000	12,000	5,800		66,000	28,000
2,050		38,000	12,000	5,900		66,000	28,000
2,100		38,000	12,000	6,000		66,000	28,000
2,200		40,000	13,000	6,100		70,000	31,000
2,250		40,000	13,000	6,200		70,000	31,000
2,300		40,000	13,000	6,300		70,000	31,000
2,350		40,000	13,000	6,400		70,000	31,000
2,400		43,000	14,000	6,500		70,000	31,000
2,450		43,000	14,000	6,600		70,000	31,000
2,500		43,000	14,000	6,750	17/64	74,000	34,000
2,600		43,000	14,000	6,800		74,000	34,000
2,650		43,000	14,000	6,900		74,000	34,000
2,700		46,000	16,000	7,000		74,000	34,000
2,750		46,000	16,000	7,100		74,000	34,000
2,800		46,000	16,000	7,200		74,000	34,000
2,900		46,000	16,000	7,250		74,000	34,000
2,950		46,000	16,000	7,300		74,000	34,000
3,000		46,000	16,000	7,500		74,000	34,000
3,100		49,000	18,000	7,600		79,000	37,000
3,200		49,000	18,000	7,800		79,000	37,000
3,300		49,000	18,000	8,000		79,000	37,000
3,400		52,000	20,000	8,100		79,000	37,000
3,500		52,000	20,000	8,200		79,000	37,000
3,600		52,000	20,000	8,400		79,000	37,000
3,700		52,000	20,000	8,500		79,000	37,000
3,750		52,000	20,000	8,700		84,000	40,000
3,800		55,000	22,000	8,900		84,000	40,000
3,900		55,000	22,000	9,000		84,000	40,000
4,000		55,000	22,000	9,250		84,000	40,000
4,100		55,000	22,000	9,300		84,000	40,000
4,200		55,000	22,000	9,700		89,000	43,000
4,250		55,000	22,000	9,800		89,000	43,000
4,300		58,000	24,000	10,000		89,000	43,000

Spiralbohrer mit Zylinderschaft

Spiralbohrer extra kurz

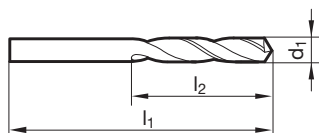


Katalog-Nr. 61112



P	M	K	N	S	H	Arbeitsrichtwerte Seite 178
•	•	•	○	○		

- Ausspitzung $\geq \varnothing 1,000$
- Kegelmantelanschliff
- höhere Verschleißfestigkeit



d1 mm	inch	l1 mm	l2 mm	d1 mm	inch	l1 mm	l2 mm
1,000		26,000	6,000	5,800		66,000	28,000
1,100		28,000	7,000	5,900		66,000	28,000
1,200		30,000	8,000	6,000		66,000	28,000
1,300		30,000	8,000	6,100		70,000	31,000
1,400		32,000	9,000	6,200		70,000	31,000
1,500		32,000	9,000	6,300		70,000	31,000
1,600		34,000	10,000	6,400		70,000	31,000
1,700		34,000	10,000	6,500		70,000	31,000
1,800		36,000	11,000	6,600		70,000	31,000
1,900		36,000	11,000	6,700		70,000	31,000
2,000		38,000	12,000	6,800		74,000	34,000
2,100		38,000	12,000	6,900		74,000	34,000
2,200		40,000	13,000	7,000		74,000	34,000
2,300		40,000	13,000	7,100		74,000	34,000
2,400		43,000	14,000	7,200		74,000	34,000
2,500		43,000	14,000	7,300		74,000	34,000
2,600		43,000	14,000	7,400		74,000	34,000
2,700		46,000	16,000	7,500		74,000	34,000
2,800		46,000	16,000	7,600		79,000	37,000
2,900		46,000	16,000	7,700		79,000	37,000
3,000		46,000	16,000	7,800		79,000	37,000
3,100		49,000	18,000	7,900		79,000	37,000
3,200		49,000	18,000	8,000		79,000	37,000
3,300		49,000	18,000	8,100		79,000	37,000
3,400		52,000	20,000	8,200		79,000	37,000
3,500		52,000	20,000	8,300		79,000	37,000
3,600		52,000	20,000	8,400		79,000	37,000
3,700		52,000	20,000	8,500		79,000	37,000
3,800		55,000	22,000	8,600		84,000	40,000
3,900		55,000	22,000	8,700		84,000	40,000
4,000		55,000	22,000	8,800		84,000	40,000
4,100		55,000	22,000	9,000		84,000	40,000
4,200		55,000	22,000	9,100		84,000	40,000
4,300		58,000	24,000	9,200		84,000	40,000
4,400		58,000	24,000	9,300		84,000	40,000
4,500		58,000	24,000	9,400		84,000	40,000
4,600		58,000	24,000	9,500		84,000	40,000
4,700		58,000	24,000	9,600		89,000	43,000
4,800		62,000	26,000	9,700		89,000	43,000
4,900		62,000	26,000	9,800		89,000	43,000
5,000		62,000	26,000	9,900		89,000	43,000
5,100		62,000	26,000	10,000		89,000	43,000
5,200		62,000	26,000	10,100		89,000	43,000
5,300		62,000	26,000	10,200		89,000	43,000
5,400		66,000	28,000	10,500		89,000	43,000
5,500		66,000	28,000	11,000		95,000	47,000
5,600		66,000	28,000	11,500		95,000	47,000
5,700		66,000	28,000	12,000		102,000	51,000

d1 mm	inch	l1 mm	l2 mm	d1 mm	inch	l1 mm	l2 mm
12,300	31/64	102,000	51,000				
12,500		102,000	51,000				

Spiralbohrer mit Zylinderschaft

Spiralbohrer extra kurz



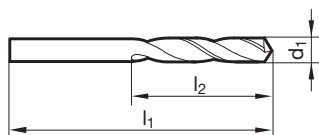
Katalog-Nr. 71114



P	M	K	N	S	H
•		•	•		

Arbeitsrichtwerte
Seite 176

- ohne Ausspitzung
- Kegelmantelschliff
- optimal für Drehautomaten



d1 mm	inch	l1 mm	l2 mm	d1 mm	inch	l1 mm	l2 mm
1,000		28,000	8,000	4,100		62,000	29,000
1,050		28,000	8,000	4,150		62,000	29,000
1,100		30,000	9,000	4,350		65,000	31,000
1,150		30,000	9,000	4,400		65,000	31,000
1,250		32,000	10,000	4,450		65,000	31,000
1,300		32,000	10,000	4,500		65,000	31,000
1,450		35,000	12,000	4,600		65,000	31,000
1,650		37,000	13,000	4,650		65,000	31,000
1,700		37,000	13,000	4,700		65,000	31,000
1,750		39,000	14,000	4,800		70,000	34,000
1,800		39,000	14,000	4,850		70,000	34,000
1,850		39,000	14,000	4,900		70,000	34,000
1,900		39,000	14,000	4,950		70,000	34,000
1,950		42,000	16,000	5,400		74,000	36,000
2,000		42,000	16,000	5,500		74,000	36,000
2,050		42,000	16,000	5,600		74,000	36,000
2,150		44,000	17,000	5,700		74,000	36,000
2,200		44,000	17,000	5,800		74,000	36,000
2,300		44,000	17,000	5,900		74,000	36,000
2,350		44,000	17,000	6,000		74,000	36,000
2,400		47,000	18,000	6,200		79,000	40,000
2,450		47,000	18,000	6,300		79,000	40,000
2,500		47,000	18,000	6,600		79,000	40,000
2,550		47,000	18,000	6,700		79,000	40,000
2,600		47,000	18,000	6,900		84,000	44,000
2,700		51,000	21,000	7,000		84,000	44,000
2,750		51,000	21,000	7,100		84,000	44,000
2,800		51,000	21,000	8,000		90,000	48,000
2,900		51,000	21,000	8,500		90,000	48,000
2,950		51,000	21,000	9,000		96,000	52,000
3,100		54,000	23,000	9,100		96,000	52,000
3,150		54,000	23,000	9,500		96,000	52,000
3,200		54,000	23,000	10,000		102,000	56,000
3,250		54,000	23,000	11,500		109,000	61,000
3,300		54,000	23,000	13,000		117,000	66,000
3,350		54,000	23,000	14,000		122,000	70,000
3,400		58,000	26,000	14,500		128,000	73,000
3,550		58,000	26,000	15,000		128,000	73,000
3,600		58,000	26,000	15,500		132,000	75,000
3,650		58,000	26,000	16,000		132,000	75,000
3,700		58,000	26,000				
3,750		58,000	26,000				
3,800		62,000	29,000				
3,850		62,000	29,000				
3,900		62,000	29,000				
3,950		62,000	29,000				
4,000		62,000	29,000				
4,050		62,000	29,000				

Spiralbohrer mit Zylinderschaft

Spiralbohrer extra kurz

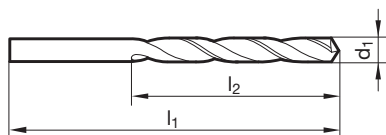


Katalog-Nr. 71113



P	M	K	N	S	H	Arbeitsrichtwerte Seite 176
•		•	•			

- ohne Ausspitzung
- Kegelmantelschliff
- optimal für Drehautomaten



d1 mm	inch	l1 mm	l2 mm	d1 mm	inch	l1 mm	l2 mm
1,000		28,000	8,000	5,300		70,000	34,000
1,100		30,000	9,000	5,500		74,000	36,000
1,250		32,000	10,000	5,600		74,000	36,000
1,300		32,000	10,000	5,700		74,000	36,000
1,350		35,000	12,000	5,800		74,000	36,000
1,400		35,000	12,000	5,900		74,000	36,000
1,600		37,000	13,000	6,200		79,000	40,000
1,650		37,000	13,000	6,300		79,000	40,000
1,700		37,000	13,000	6,500		79,000	40,000
1,750		39,000	14,000	6,700		79,000	40,000
1,800		39,000	14,000	6,900		84,000	44,000
1,900		39,000	14,000	7,100		84,000	44,000
1,950		42,000	16,000	7,200		84,000	44,000
2,000		42,000	16,000	7,300		84,000	44,000
2,050		42,000	16,000	7,400		84,000	44,000
2,100		42,000	16,000	7,500		84,000	44,000
2,150		44,000	17,000	7,600		90,000	48,000
2,200		44,000	17,000	7,700		90,000	48,000
2,300		44,000	17,000	7,800		90,000	48,000
2,350		44,000	17,000	7,900		90,000	48,000
2,400		47,000	18,000	8,000		90,000	48,000
2,550		47,000	18,000	8,300		90,000	48,000
2,600		47,000	18,000	8,500		90,000	48,000
2,650		47,000	18,000	8,600		96,000	52,000
2,700		51,000	21,000	8,700		96,000	52,000
2,800		51,000	21,000	8,800		96,000	52,000
2,850		51,000	21,000	8,900		96,000	52,000
2,900		51,000	21,000	9,100		96,000	52,000
3,100		54,000	23,000	9,200		96,000	52,000
3,200		54,000	23,000	9,300		96,000	52,000
3,300		54,000	23,000	9,500		96,000	52,000
3,400		58,000	26,000	9,600		102,000	56,000
3,500		58,000	26,000	9,700		102,000	56,000
3,550		58,000	26,000	9,800		102,000	56,000
3,600		58,000	26,000	9,900		102,000	56,000
3,700		58,000	26,000	10,400		102,000	56,000
3,900		62,000	29,000	10,500		102,000	56,000
3,950		62,000	29,000	10,800		109,000	61,000
4,100		62,000	29,000	10,900		109,000	61,000
4,200		62,000	29,000	11,200		109,000	61,000
4,250		62,000	29,000	11,300		109,000	61,000
4,300		65,000	31,000	11,400		109,000	61,000
4,400		65,000	31,000	11,500		109,000	61,000
4,600		65,000	31,000	11,800		109,000	61,000
4,700		65,000	31,000	12,200		117,000	66,000
4,900		70,000	34,000	12,250		117,000	66,000
4,950		70,000	34,000	12,300	31/64	117,000	66,000
5,200		70,000	34,000	12,600		117,000	66,000

d1 mm	inch	l1 mm	l2 mm	d1 mm	inch	l1 mm	l2 mm
13,500		122,000	70,000				
14,500		128,000	73,000				
14,750		128,000	73,000				
15,000		128,000	73,000				
15,500		132,000	75,000				
16,000		132,000	75,000				

Spiralbohrer mit Zylinderschaft

Spiralbohrer kurz

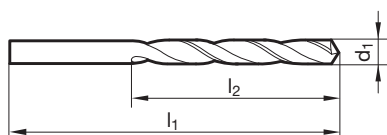


Katalog-Nr. 71116



P	M	K	N	S	H	Arbeitsrichtwerte Seite 180
•		•	•			

- Ausspitzung $\geq \varnothing 1,000$
- Kegelmantelanschliff



d1 mm	inch	l1 mm	l2 mm	d1 mm	inch	l1 mm	l2 mm
0,200		19,000	2,500	1,320		38,000	16,000
0,250		19,000	3,000	1,340		40,000	18,000
0,290		19,000	3,000	1,360		40,000	18,000
0,300		19,000	3,000	1,380		40,000	18,000
0,330		19,000	4,000	1,400		40,000	18,000
0,340		19,000	4,000	1,430		40,000	18,000
0,350		19,000	4,000	1,450		40,000	18,000
0,390		20,000	5,000	1,500		40,000	18,000
0,400		20,000	5,000	1,560		43,000	20,000
0,450		20,000	5,000	1,570		43,000	20,000
0,500		22,000	6,000	1,600		43,000	20,000
0,540		24,000	7,000	1,610		43,000	20,000
0,550		24,000	7,000	1,620		43,000	20,000
0,580		24,000	7,000	1,650		43,000	20,000
0,600		24,000	7,000	1,660		43,000	20,000
0,630		26,000	8,000	1,670		43,000	20,000
0,660		26,000	8,000	1,680		43,000	20,000
0,680		28,000	9,000	1,700		43,000	20,000
0,700		28,000	9,000	1,710		46,000	22,000
0,740		28,000	9,000	1,730		46,000	22,000
0,760		30,000	10,000	1,750		46,000	22,000
0,770		30,000	10,000	1,800		46,000	22,000
0,780		30,000	10,000	1,810		46,000	22,000
0,800		30,000	10,000	1,850		46,000	22,000
0,850		30,000	10,000	1,870		46,000	22,000
0,860		32,000	11,000	1,900		46,000	22,000
0,870		32,000	11,000	1,950		49,000	24,000
0,880		32,000	11,000	1,990		49,000	24,000
0,900		32,000	11,000	2,000		49,000	24,000
0,940		32,000	11,000	2,050		49,000	24,000
0,950		32,000	11,000	2,100		49,000	24,000
0,960		34,000	12,000	2,200		53,000	27,000
1,000		34,000	12,000	2,300		53,000	27,000
1,050		34,000	12,000	2,400		57,000	30,000
1,060		34,000	12,000	2,500		57,000	30,000
1,080		36,000	14,000	2,600		57,000	30,000
1,100		36,000	14,000	2,700		61,000	33,000
1,110		36,000	14,000	2,800		61,000	33,000
1,120		36,000	14,000	2,900		61,000	33,000
1,130		36,000	14,000	3,000		61,000	33,000
1,150		36,000	14,000	3,100		65,000	36,000
1,160		36,000	14,000	3,200		65,000	36,000
1,170		36,000	14,000	3,300		65,000	36,000
1,190	3/64	38,000	16,000	3,400		70,000	39,000
1,200		38,000	16,000	3,500		70,000	39,000
1,230		38,000	16,000	3,600		70,000	39,000
1,250		38,000	16,000	3,700		70,000	39,000
1,300		38,000	16,000	3,800		75,000	43,000

d1 mm	inch	l1 mm	l2 mm	d1 mm	inch	l1 mm	l2 mm
3,900		75,000	43,000	8,000		117,000	75,000
4,000		75,000	43,000	8,100		117,000	75,000
4,100		75,000	43,000	8,200		117,000	75,000
4,200		75,000	43,000	8,300		117,000	75,000
4,300		80,000	47,000	8,400		117,000	75,000
4,400		80,000	47,000	8,500		117,000	75,000
4,500		80,000	47,000	8,600		125,000	81,000
4,600		80,000	47,000	8,800		125,000	81,000
4,700		80,000	47,000	9,000		125,000	81,000
4,800		86,000	52,000	9,100		125,000	81,000
4,900		86,000	52,000	9,200		125,000	81,000
5,000		86,000	52,000	9,300		125,000	81,000
5,100		86,000	52,000	9,400		125,000	81,000
5,200		86,000	52,000	9,500		125,000	81,000
5,300		86,000	52,000	9,600		133,000	87,000
5,400		93,000	57,000	9,700		133,000	87,000
5,500		93,000	57,000	9,900		133,000	87,000
5,600		93,000	57,000	10,000		133,000	87,000
5,700		93,000	57,000	10,200		133,000	87,000
5,800		93,000	57,000	10,300		133,000	87,000
5,900		93,000	57,000	10,500		133,000	87,000
6,000		93,000	57,000	10,700		142,000	94,000
6,100		101,000	63,000	10,900		142,000	94,000
6,200		101,000	63,000	11,000		142,000	94,000
6,250		101,000	63,000	11,500		142,000	94,000
6,300		101,000	63,000	11,900		151,000	101,000
6,500		101,000	63,000	12,000		151,000	101,000
6,600		101,000	63,000	12,200		151,000	101,000
6,700		101,000	63,000	12,500		151,000	101,000
6,800		109,000	69,000	13,000		151,000	101,000
6,900		109,000	69,000	14,000		160,000	108,000
7,000		109,000	69,000	14,500		169,000	114,000
7,100		109,000	69,000	15,000		169,000	114,000
7,500		109,000	69,000	15,500		178,000	120,000
7,700		117,000	75,000	16,000		178,000	120,000
7,800		117,000	75,000				

Spiralbohrer mit Zylinderschaft

Spiralbohrer kurz

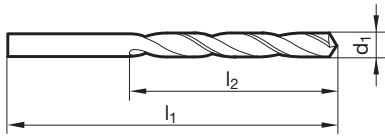


Katalog-Nr. 71119



P	M	K	N	S	H	Arbeitsrichtwerte Seite 180
•		•	•			

- Ausspitzung $\geq \varnothing 14,010$
- Kegelmantelschliff



d1 mm	inch	l1 mm	l2 mm
2,800		61,000	33,000
2,900		61,000	33,000
3,600		70,000	39,000
4,300		80,000	47,000
4,600		80,000	47,000
5,200		86,000	52,000
5,400		93,000	57,000
5,600		93,000	57,000
6,000		93,000	57,000
7,000		109,000	69,000
7,250		109,000	69,000
7,300		109,000	69,000

d1 mm	inch	l1 mm	l2 mm
7,800		117,000	75,000
8,000		117,000	75,000
8,800		125,000	81,000
9,000		125,000	81,000
9,500		125,000	81,000
13,500		160,000	108,000

Spiralbohrer mit Zylinderschaft

Spiralbohrer kurz

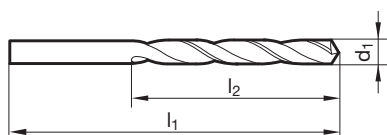


Katalog-Nr. 71115



P	M	K	N	S	H	Arbeitsrichtwerte Seite 180
•		•	•			

- Ausspitzung $\geq \varnothing 2,180$
- Kegelmantelschliff
- blank < 2,36 mm



d1 mm	inch	l1 mm	l2 mm	d1 mm	inch	l1 mm	l2 mm
2,000		49,000	24,000	3,550		70,000	39,000
2,050		49,000	24,000	3,570	9/64	70,000	39,000
2,060		49,000	24,000	3,600		70,000	39,000
2,080		49,000	24,000	3,650		70,000	39,000
2,100		49,000	24,000	3,660		70,000	39,000
2,150		53,000	27,000	3,700		70,000	39,000
2,180		53,000	27,000	3,730		70,000	39,000
2,200		53,000	27,000	3,750		70,000	39,000
2,250		53,000	27,000	3,800		75,000	43,000
2,260		53,000	27,000	3,850		75,000	43,000
2,300		53,000	27,000	3,860		75,000	43,000
2,350		53,000	27,000	3,900		75,000	43,000
2,370		57,000	30,000	3,910		75,000	43,000
2,380	3/32	57,000	30,000	3,950		75,000	43,000
2,400		57,000	30,000	3,970	5/32	75,000	43,000
2,440		57,000	30,000	3,990		75,000	43,000
2,450		57,000	30,000	4,000		75,000	43,000
2,490		57,000	30,000	4,040		75,000	43,000
2,500		57,000	30,000	4,050		75,000	43,000
2,530		57,000	30,000	4,090		75,000	43,000
2,550		57,000	30,000	4,100		75,000	43,000
2,580		57,000	30,000	4,150		75,000	43,000
2,600		57,000	30,000	4,200		75,000	43,000
2,640		57,000	30,000	4,220		75,000	43,000
2,650		57,000	30,000	4,250		75,000	43,000
2,700		61,000	33,000	4,300		80,000	47,000
2,710		61,000	33,000	4,350		80,000	47,000
2,750		61,000	33,000	4,370	11/64	80,000	47,000
2,780	7/64	61,000	33,000	4,390		80,000	47,000
2,790		61,000	33,000	4,400		80,000	47,000
2,800		61,000	33,000	4,500		80,000	47,000
2,820		61,000	33,000	4,550		80,000	47,000
2,850		61,000	33,000	4,570		80,000	47,000
2,900		61,000	33,000	4,600		80,000	47,000
2,950		61,000	33,000	4,650		80,000	47,000
3,000		61,000	33,000	4,700		80,000	47,000
3,050		65,000	36,000	4,750		80,000	47,000
3,100		65,000	36,000	4,760	3/16	86,000	52,000
3,150		65,000	36,000	4,800		86,000	52,000
3,170	1/8	65,000	36,000	4,850		86,000	52,000
3,200		65,000	36,000	4,900		86,000	52,000
3,250		65,000	36,000	4,950		86,000	52,000
3,260		65,000	36,000	5,000		86,000	52,000
3,300		65,000	36,000	5,050		86,000	52,000
3,350		65,000	36,000	5,100		86,000	52,000
3,400		70,000	39,000	5,110		86,000	52,000
3,450		70,000	39,000	5,160	13/64	86,000	52,000
3,500		70,000	39,000	5,180		86,000	52,000

d1 mm	inch	l1 mm	l2 mm	d1 mm	inch	l1 mm	l2 mm
5,200		86,000	52,000	9,130	23/64	125,000	81,000
5,250		86,000	52,000	9,150		125,000	81,000
5,300		86,000	52,000	9,200		125,000	81,000
5,350		93,000	57,000	9,250		125,000	81,000
5,400		93,000	57,000	9,300		125,000	81,000
5,410		93,000	57,000	9,350		125,000	81,000
5,500		93,000	57,000	9,400		125,000	81,000
5,550		93,000	57,000	9,500		125,000	81,000
5,560	7/32	93,000	57,000	9,520	3/8	133,000	87,000
5,600		93,000	57,000	9,600		133,000	87,000
5,610		93,000	57,000	9,650		133,000	87,000
5,650		93,000	57,000	9,700		133,000	87,000
5,700		93,000	57,000	9,750		133,000	87,000
5,750		93,000	57,000	9,800		133,000	87,000
5,800		93,000	57,000	9,900		133,000	87,000
5,850		93,000	57,000	10,000		133,000	87,000
5,900		93,000	57,000	10,100		133,000	87,000
6,000		93,000	57,000	10,200		133,000	87,000
6,050		101,000	63,000	10,250		133,000	87,000
6,100		101,000	63,000	10,300		133,000	87,000
6,200		101,000	63,000	10,320	13/32	133,000	87,000
6,250		101,000	63,000	10,400		133,000	87,000
6,300		101,000	63,000	10,500		133,000	87,000
6,350	1/4	101,000	63,000	10,600		133,000	87,000
6,400		101,000	63,000	10,700		142,000	94,000
6,450		101,000	63,000	10,750		142,000	94,000
6,500		101,000	63,000	10,800		142,000	94,000
6,600		101,000	63,000	10,900		142,000	94,000
6,650		101,000	63,000	11,000		142,000	94,000
6,700		101,000	63,000	11,100		142,000	94,000
6,750	17/64	109,000	69,000	11,200		142,000	94,000
6,800		109,000	69,000	11,250		142,000	94,000
6,850		109,000	69,000	11,300		142,000	94,000
6,900		109,000	69,000	11,400		142,000	94,000
7,000		109,000	69,000	11,500		142,000	94,000
7,050		109,000	69,000	11,600		142,000	94,000
7,100		109,000	69,000	11,700		142,000	94,000
7,140	9/32	109,000	69,000	11,750		142,000	94,000
7,200		109,000	69,000	11,800		142,000	94,000
7,250		109,000	69,000	11,900		151,000	101,000
7,300		109,000	69,000	11,910	15/32	151,000	101,000
7,400		109,000	69,000	12,000		151,000	101,000
7,500		109,000	69,000	12,100		151,000	101,000
7,540	19/64	117,000	75,000	12,200		151,000	101,000
7,600		117,000	75,000	12,250		151,000	101,000
7,650		117,000	75,000	12,300	31/64	151,000	101,000
7,700		117,000	75,000	12,400		151,000	101,000
7,750		117,000	75,000	12,500		151,000	101,000
7,800		117,000	75,000	12,600		151,000	101,000
7,850		117,000	75,000	12,700	1/2	151,000	101,000
7,900		117,000	75,000	12,750		151,000	101,000
7,940	5/16	117,000	75,000	12,800		151,000	101,000
8,000		117,000	75,000	12,900		151,000	101,000
8,050		117,000	75,000	13,000		151,000	101,000
8,100		117,000	75,000	13,100	33/64	151,000	101,000
8,150		117,000	75,000	13,200		151,000	101,000
8,200		117,000	75,000	13,250		160,000	108,000
8,250		117,000	75,000	13,300		160,000	108,000
8,300		117,000	75,000	13,400		160,000	108,000
8,400		117,000	75,000	13,500		160,000	108,000
8,500		117,000	75,000	13,600		160,000	108,000
8,550		125,000	81,000	13,700		160,000	108,000
8,600		125,000	81,000	13,750		160,000	108,000
8,650		125,000	81,000	13,800		160,000	108,000
8,700		125,000	81,000	13,900		160,000	108,000
8,730	11/32	125,000	81,000	14,000		160,000	108,000
8,750		125,000	81,000	14,100		169,000	114,000
8,800		125,000	81,000	14,200		169,000	114,000
8,900		125,000	81,000	14,250		169,000	114,000
9,000		125,000	81,000	14,300		169,000	114,000
9,050		125,000	81,000	14,400		169,000	114,000
9,100		125,000	81,000	14,500		169,000	114,000

d1 mm	inch	l1 mm	l2 mm	d1 mm	inch	l1 mm	l2 mm
14,700		169,000	114,000	16,200		184,000	125,000
14,750		169,000	114,000	16,250		184,000	125,000
14,800		169,000	114,000	16,500		184,000	125,000
14,900		169,000	114,000	16,700		184,000	125,000
15,000		169,000	114,000	17,000		184,000	125,000
15,100		178,000	120,000	17,250		191,000	130,000
15,200		178,000	120,000	17,500		191,000	130,000
15,250		178,000	120,000	17,750		191,000	130,000
15,300		178,000	120,000	18,000		191,000	130,000
15,400		178,000	120,000	18,250		198,000	135,000
15,500		178,000	120,000	18,500		198,000	135,000
15,600		178,000	120,000	18,750		198,000	135,000
15,700		178,000	120,000	19,000		198,000	135,000
15,750		178,000	120,000	19,050	3/4	205,000	140,000
15,800		178,000	120,000	19,500		205,000	140,000
15,900		178,000	120,000	19,750		205,000	140,000
16,000		178,000	120,000	20,000		205,000	140,000
16,100		184,000	125,000				

Spiralbohrer mit Zylinderschaft

Spiralbohrer kurz

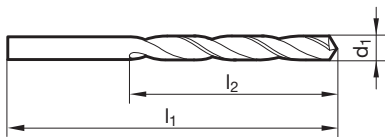


Katalog-Nr. 61116



P	M	K	N	S	H	Arbeitsrichtwerte Seite 180
●	●	○	○	○	○	

- Ausspitzung $\geq \varnothing 1,000$
- Kegelmantelschliff
- höhere Verschleißfestigkeit



d1 mm	inch	l1 mm	l2 mm	d1 mm	inch	l1 mm	l2 mm
1,000		34,000	12,000	5,700		93,000	57,000
1,100		36,000	14,000	5,800		93,000	57,000
1,200		38,000	16,000	5,900		93,000	57,000
1,300		38,000	16,000	6,000		93,000	57,000
1,400		40,000	18,000	6,100		101,000	63,000
1,500		40,000	18,000	6,200		101,000	63,000
1,600		43,000	20,000	6,300		101,000	63,000
1,700		43,000	20,000	6,400		101,000	63,000
1,800		46,000	22,000	6,500		101,000	63,000
1,900		46,000	22,000	6,600		101,000	63,000
2,000		49,000	24,000	6,700		101,000	63,000
2,100		49,000	24,000	6,800		109,000	69,000
2,200		53,000	27,000	6,900		109,000	69,000
2,300		53,000	27,000	7,000		109,000	69,000
2,400		57,000	30,000	7,100		109,000	69,000
2,500		57,000	30,000	7,200		109,000	69,000
2,600		57,000	30,000	7,300		109,000	69,000
2,700		61,000	33,000	7,400		109,000	69,000
2,800		61,000	33,000	7,500		109,000	69,000
2,900		61,000	33,000	7,600		117,000	75,000
3,000		61,000	33,000	7,700		117,000	75,000
3,100		65,000	36,000	7,800		117,000	75,000
3,200		65,000	36,000	7,900		117,000	75,000
3,300		65,000	36,000	8,000		117,000	75,000
3,400		70,000	39,000	8,100		117,000	75,000
3,500		70,000	39,000	8,200		117,000	75,000
3,600		70,000	39,000	8,300		117,000	75,000
3,700		70,000	39,000	8,400		117,000	75,000
3,800		75,000	43,000	8,500		117,000	75,000
3,900		75,000	43,000	8,600		125,000	81,000
4,000		75,000	43,000	8,700		125,000	81,000
4,100		75,000	43,000	8,800		125,000	81,000
4,200		75,000	43,000	8,900		125,000	81,000
4,250		75,000	43,000	9,000		125,000	81,000
4,300		80,000	47,000	9,100		125,000	81,000
4,400		80,000	47,000	9,200		125,000	81,000
4,500		80,000	47,000	9,300		125,000	81,000
4,600		80,000	47,000	9,400		125,000	81,000
4,700		80,000	47,000	9,500		125,000	81,000
4,800		86,000	52,000	9,600		133,000	87,000
4,900		86,000	52,000	9,700		133,000	87,000
5,000		86,000	52,000	9,800		133,000	87,000
5,100		86,000	52,000	9,900		133,000	87,000
5,200		86,000	52,000	10,000		133,000	87,000
5,300		86,000	52,000	10,200		133,000	87,000
5,400		93,000	57,000	10,500		133,000	87,000
5,500		93,000	57,000	10,800		142,000	94,000
5,600		93,000	57,000	11,000		142,000	94,000

d1 mm	inch	l1 mm	l2 mm	d1 mm	inch	l1 mm	l2 mm
11,500		142,000	94,000	13,500		160,000	108,000
11,800		142,000	94,000	14,000		160,000	108,000
12,000		151,000	101,000	14,500		169,000	114,000
12,500		151,000	101,000	15,000		169,000	114,000
12,700	1/2	151,000	101,000	15,500		178,000	120,000
13,000		151,000	101,000	16,000		178,000	120,000

Spiralbohrer mit Zylinderschaft

Spiralbohrer kurz

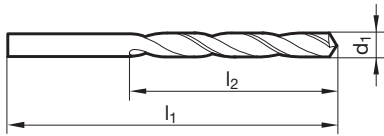


Katalog-Nr. 61115



P	M	K	N	S	H	Arbeitsrichtwerte Seite 180
●		●	○			

- Ausspitzung $\geq \varnothing 1,000$
- Kegelmantelanschliff



d1 mm	inch	l1 mm	l2 mm	d1 mm	inch	l1 mm	l2 mm
1,000		34,000	12,000	5,800		93,000	57,000
1,100		36,000	14,000	5,900		93,000	57,000
1,200		38,000	16,000	6,000		93,000	57,000
1,300		38,000	16,000	6,100		101,000	63,000
1,400		40,000	18,000	6,200		101,000	63,000
1,500		40,000	18,000	6,300		101,000	63,000
1,600		43,000	20,000	6,400		101,000	63,000
1,700		43,000	20,000	6,500		101,000	63,000
1,800		46,000	22,000	6,600		101,000	63,000
1,900		46,000	22,000	6,700		101,000	63,000
2,000		49,000	24,000	6,800		109,000	69,000
2,100		49,000	24,000	6,900		109,000	69,000
2,200		53,000	27,000	7,000		109,000	69,000
2,300		53,000	27,000	7,100		109,000	69,000
2,400		57,000	30,000	7,200		109,000	69,000
2,500		57,000	30,000	7,300		109,000	69,000
2,600		57,000	30,000	7,400		109,000	69,000
2,700		61,000	33,000	7,500		109,000	69,000
2,800		61,000	33,000	7,600		117,000	75,000
2,900		61,000	33,000	7,700		117,000	75,000
3,000		61,000	33,000	7,800		117,000	75,000
3,100		65,000	36,000	7,900		117,000	75,000
3,200		65,000	36,000	8,000		117,000	75,000
3,300		65,000	36,000	8,100		117,000	75,000
3,400		70,000	39,000	8,200		117,000	75,000
3,500		70,000	39,000	8,300		117,000	75,000
3,600		70,000	39,000	8,400		117,000	75,000
3,700		70,000	39,000	8,500		117,000	75,000
3,800		75,000	43,000	8,600		125,000	81,000
3,900		75,000	43,000	8,700		125,000	81,000
4,000		75,000	43,000	8,800		125,000	81,000
4,100		75,000	43,000	8,900		125,000	81,000
4,200		75,000	43,000	9,000		125,000	81,000
4,300		80,000	47,000	9,100		125,000	81,000
4,400		80,000	47,000	9,200		125,000	81,000
4,500		80,000	47,000	9,300		125,000	81,000
4,600		80,000	47,000	9,400		125,000	81,000
4,700		80,000	47,000	9,500		125,000	81,000
4,800		86,000	52,000	9,600		133,000	87,000
4,900		86,000	52,000	9,700		133,000	87,000
5,000		86,000	52,000	9,800		133,000	87,000
5,100		86,000	52,000	9,900		133,000	87,000
5,200		86,000	52,000	10,000		133,000	87,000
5,300		86,000	52,000	10,100		133,000	87,000
5,400		93,000	57,000	10,200		133,000	87,000
5,500		93,000	57,000	10,300		133,000	87,000
5,600		93,000	57,000	10,400		133,000	87,000
5,700		93,000	57,000	10,500		133,000	87,000

d1 mm	inch	l1 mm	l2 mm	d1 mm	inch	l1 mm	l2 mm
10,600		133,000	87,000	12,500		151,000	101,000
10,700		142,000	94,000	12,600		151,000	101,000
10,800		142,000	94,000	12,800		151,000	101,000
10,900		142,000	94,000	12,900		151,000	101,000
11,000		142,000	94,000	13,000		151,000	101,000
11,100		142,000	94,000	13,200		151,000	101,000
11,200		142,000	94,000	13,300		160,000	108,000
11,300		142,000	94,000	13,400		160,000	108,000
11,400		142,000	94,000	13,500		160,000	108,000
11,500		142,000	94,000	13,600		160,000	108,000
11,600		142,000	94,000	13,700		160,000	108,000
11,700		142,000	94,000	13,800		160,000	108,000
11,800		142,000	94,000	13,900		160,000	108,000
11,900		151,000	101,000	14,000		160,000	108,000
12,000		151,000	101,000	14,500		169,000	114,000
12,100		151,000	101,000	15,000		169,000	114,000
12,200		151,000	101,000	15,500		178,000	120,000
12,400		151,000	101,000	16,000		178,000	120,000

Spiralbohrer mit Zylinderschaft

Spiralbohrer kurz

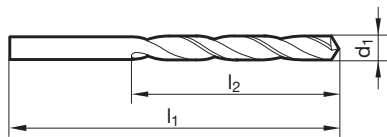


Katalog-Nr. 71149



P	M	K	N	S	H	Arbeitsrichtwerte Seite 182
•	•	•	○			

- Ausspitzung $\geq \varnothing 1,000$
- Kegelmantelschliff
- blank < 2,36 mm



d1 mm	inch	l1 mm	l2 mm	d1 mm	inch	l1 mm	l2 mm
1,000		34,000	12,000	5,800		93,000	57,000
1,100		36,000	14,000	5,900		93,000	57,000
1,200		38,000	16,000	6,000		93,000	57,000
1,300		38,000	16,000	6,100		101,000	63,000
1,400		40,000	18,000	6,200		101,000	63,000
1,500		40,000	18,000	6,300		101,000	63,000
1,600		43,000	20,000	6,400		101,000	63,000
1,700		43,000	20,000	6,500		101,000	63,000
1,800		46,000	22,000	6,600		101,000	63,000
1,900		46,000	22,000	6,700		101,000	63,000
2,000		49,000	24,000	6,800		109,000	69,000
2,100		49,000	24,000	6,900		109,000	69,000
2,200		53,000	27,000	7,000		109,000	69,000
2,300		53,000	27,000	7,100		109,000	69,000
2,400		57,000	30,000	7,200		109,000	69,000
2,500		57,000	30,000	7,300		109,000	69,000
2,600		57,000	30,000	7,400		109,000	69,000
2,700		61,000	33,000	7,500		109,000	69,000
2,800		61,000	33,000	7,600		117,000	75,000
2,900		61,000	33,000	7,700		117,000	75,000
3,000		61,000	33,000	7,800		117,000	75,000
3,100		65,000	36,000	8,000		117,000	75,000
3,200		65,000	36,000	8,100		117,000	75,000
3,300		65,000	36,000	8,200		117,000	75,000
3,400		70,000	39,000	8,300		117,000	75,000
3,500		70,000	39,000	8,400		117,000	75,000
3,600		70,000	39,000	8,500		117,000	75,000
3,700		70,000	39,000	8,600		125,000	81,000
3,800		75,000	43,000	8,700		125,000	81,000
3,900		75,000	43,000	8,800		125,000	81,000
4,000		75,000	43,000	8,900		125,000	81,000
4,100		75,000	43,000	9,000		125,000	81,000
4,200		75,000	43,000	9,100		125,000	81,000
4,300		80,000	47,000	9,200		125,000	81,000
4,400		80,000	47,000	9,300		125,000	81,000
4,500		80,000	47,000	9,400		125,000	81,000
4,600		80,000	47,000	9,500		125,000	81,000
4,700		80,000	47,000	9,600		133,000	87,000
4,800		86,000	52,000	9,700		133,000	87,000
4,900		86,000	52,000	9,800		133,000	87,000
5,000		86,000	52,000	9,900		133,000	87,000
5,100		86,000	52,000	10,000		133,000	87,000
5,200		86,000	52,000	10,200		133,000	87,000
5,300		86,000	52,000	10,500		133,000	87,000
5,400		93,000	57,000	11,000		142,000	94,000
5,500		93,000	57,000	11,500		142,000	94,000
5,600		93,000	57,000	12,000		151,000	101,000
5,700		93,000	57,000	12,500		151,000	101,000

d1 mm	inch	l1 mm	l2 mm
12,700	1/2	151,000	101,000
13,000		151,000	101,000
13,500		160,000	108,000
14,000		160,000	108,000
15,000		169,000	114,000

d1 mm	inch	l1 mm	l2 mm
------------------------	-------------	------------------------	------------------------

Spiralbohrer mit Zylinderschaft

Spiralbohrer kurz

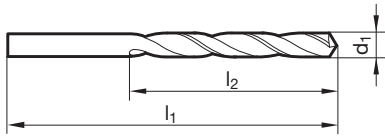


Katalog-Nr. 71148



P	M	K	N	S	H	Arbeitsrichtwerte Seite 182
•	•	•	•	•	○	

- Ausspitzung $\geq \varnothing 1,000$
- Kegelmantelschliff
- hoher Co- und Mo-Anteil
- besonders hohe Verschleißfestigkeit



d1 mm	inch	l1 mm	l2 mm	d1 mm	inch	l1 mm	l2 mm
1,000		34,000	12,000	5,800		93,000	57,000
1,100		36,000	14,000	5,900		93,000	57,000
1,200		38,000	16,000	6,000		93,000	57,000
1,300		38,000	16,000	6,100		101,000	63,000
1,400		40,000	18,000	6,200		101,000	63,000
1,500		40,000	18,000	6,300		101,000	63,000
1,600		43,000	20,000	6,400		101,000	63,000
1,700		43,000	20,000	6,500		101,000	63,000
1,800		46,000	22,000	6,600		101,000	63,000
1,900		46,000	22,000	6,700		101,000	63,000
2,000		49,000	24,000	6,800		109,000	69,000
2,100		49,000	24,000	6,900		109,000	69,000
2,200		53,000	27,000	7,000		109,000	69,000
2,300		53,000	27,000	7,100		109,000	69,000
2,400		57,000	30,000	7,200		109,000	69,000
2,500		57,000	30,000	7,300		109,000	69,000
2,600		57,000	30,000	7,400		109,000	69,000
2,700		61,000	33,000	7,500		109,000	69,000
2,800		61,000	33,000	7,600		117,000	75,000
2,900		61,000	33,000	7,700		117,000	75,000
3,000		61,000	33,000	7,800		117,000	75,000
3,100		65,000	36,000	8,000		117,000	75,000
3,200		65,000	36,000	8,100		117,000	75,000
3,300		65,000	36,000	8,200		117,000	75,000
3,400		70,000	39,000	8,300		117,000	75,000
3,500		70,000	39,000	8,400		117,000	75,000
3,600		70,000	39,000	8,500		117,000	75,000
3,700		70,000	39,000	8,600		125,000	81,000
3,800		75,000	43,000	8,700		125,000	81,000
3,900		75,000	43,000	8,800		125,000	81,000
4,000		75,000	43,000	8,900		125,000	81,000
4,100		75,000	43,000	9,000		125,000	81,000
4,200		75,000	43,000	9,100		125,000	81,000
4,300		80,000	47,000	9,200		125,000	81,000
4,400		80,000	47,000	9,300		125,000	81,000
4,500		80,000	47,000	9,400		125,000	81,000
4,600		80,000	47,000	9,500		125,000	81,000
4,700		80,000	47,000	9,600		133,000	87,000
4,800		86,000	52,000	9,700		133,000	87,000
4,900		86,000	52,000	9,800		133,000	87,000
5,000		86,000	52,000	9,900		133,000	87,000
5,100		86,000	52,000	10,000		133,000	87,000
5,200		86,000	52,000	10,200		133,000	87,000
5,300		86,000	52,000	10,500		133,000	87,000
5,400		93,000	57,000	11,000		142,000	94,000
5,500		93,000	57,000	11,500		142,000	94,000
5,600		93,000	57,000	12,000		151,000	101,000
5,700		93,000	57,000	12,500		151,000	101,000

d1 mm	inch	l1 mm	l2 mm	d1 mm	inch	l1 mm	l2 mm
12,700	1/2	151,000	101,000	15,500		178,000	120,000
13,000		151,000	101,000	16,000		178,000	120,000
13,500		160,000	108,000				
14,000		160,000	108,000				
14,500		169,000	114,000				
15,000		169,000	114,000				

Spiralbohrer mit Zylinderschaft

Spiralbohrer kurz

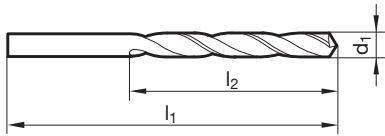


Katalog-Nr. 71117



P	M	K	N	S	H	Arbeitsrichtwerte Seite 180
			○			

- Kegelmantelanschliff
- für harte und spröde Werkstoffe



d1 mm	inch	l1 mm	l2 mm	d1 mm	inch	l1 mm	l2 mm
1,000		34,000	12,000	5,000		86,000	52,000
1,050		34,000	12,000	5,100		86,000	52,000
1,100		36,000	14,000	5,200		86,000	52,000
1,150		36,000	14,000	5,300		86,000	52,000
1,200		38,000	16,000	5,400		93,000	57,000
1,250		38,000	16,000	5,500		93,000	57,000
1,300		38,000	16,000	5,600		93,000	57,000
1,350		40,000	18,000	5,700		93,000	57,000
1,400		40,000	18,000	5,800		93,000	57,000
1,450		40,000	18,000	5,900		93,000	57,000
1,500		40,000	18,000	6,000		93,000	57,000
1,550		43,000	20,000	6,100		101,000	63,000
1,600		43,000	20,000	6,200		101,000	63,000
1,650		43,000	20,000	6,250		101,000	63,000
1,700		43,000	20,000	6,300		101,000	63,000
1,800		46,000	22,000	6,500		101,000	63,000
1,900		46,000	22,000	6,600		101,000	63,000
2,000		49,000	24,000	6,700		101,000	63,000
2,100		49,000	24,000	6,800		109,000	69,000
2,200		53,000	27,000	6,900		109,000	69,000
2,300		53,000	27,000	7,000		109,000	69,000
2,500		57,000	30,000	7,100		109,000	69,000
2,550		57,000	30,000	7,200		109,000	69,000
2,600		57,000	30,000	7,300		109,000	69,000
2,700		61,000	33,000	7,400		109,000	69,000
2,800		61,000	33,000	7,500		109,000	69,000
2,900		61,000	33,000	7,600		117,000	75,000
3,000		61,000	33,000	7,700		117,000	75,000
3,100		65,000	36,000	7,750		117,000	75,000
3,200		65,000	36,000	7,800		117,000	75,000
3,300		65,000	36,000	7,900		117,000	75,000
3,400		70,000	39,000	8,000		117,000	75,000
3,500		70,000	39,000	8,100		117,000	75,000
3,600		70,000	39,000	8,200		117,000	75,000
3,700		70,000	39,000	8,300		117,000	75,000
3,800		75,000	43,000	8,400		117,000	75,000
3,850		75,000	43,000	8,500		117,000	75,000
3,900		75,000	43,000	8,600		125,000	81,000
4,000		75,000	43,000	8,700		125,000	81,000
4,100		75,000	43,000	8,800		125,000	81,000
4,200		75,000	43,000	8,900		125,000	81,000
4,300		80,000	47,000	9,000		125,000	81,000
4,500		80,000	47,000	9,100		125,000	81,000
4,600		80,000	47,000	9,200		125,000	81,000
4,700		80,000	47,000	9,300		125,000	81,000
4,750		80,000	47,000	9,400		125,000	81,000
4,800		86,000	52,000	9,500		125,000	81,000
4,900		86,000	52,000	9,600		133,000	87,000

d1 mm	inch	l1 mm	l2 mm	d1 mm	inch	l1 mm	l2 mm
9,700		133,000	87,000				
9,900		133,000	87,000				
10,000		133,000	87,000				
11,500		142,000	94,000				
12,000		151,000	101,000				

Spiralbohrer mit Zylinderschaft

Spiralbohrer kurz

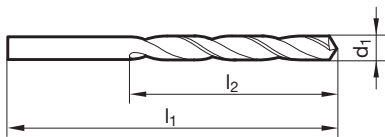


Katalog-Nr. 71221



P	M	K	N	S	H	Arbeitsrichtwerte Seite 182
•	•	•	•			

- Ausspitzung $\geq \varnothing 1,000$
- Flächenanschliff
- geringe Vorschubkraft notwendig
- geringes Drehmoment notwendig
- universell einsetzbar



d1 mm	inch	l1 mm	l2 mm	d1 mm	inch	l1 mm	l2 mm
1,000		34,000	12,000	5,800		93,000	57,000
1,100		36,000	14,000	5,900		93,000	57,000
1,200		38,000	16,000	6,000		93,000	57,000
1,300		38,000	16,000	6,100		101,000	63,000
1,400		40,000	18,000	6,200		101,000	63,000
1,500		40,000	18,000	6,300		101,000	63,000
1,600		43,000	20,000	6,400		101,000	63,000
1,700		43,000	20,000	6,500		101,000	63,000
1,800		46,000	22,000	6,600		101,000	63,000
1,900		46,000	22,000	6,700		101,000	63,000
2,000		49,000	24,000	6,800		109,000	69,000
2,100		49,000	24,000	6,900		109,000	69,000
2,200		53,000	27,000	7,000		109,000	69,000
2,300		53,000	27,000	7,100		109,000	69,000
2,400		57,000	30,000	7,200		109,000	69,000
2,500		57,000	30,000	7,300		109,000	69,000
2,600		57,000	30,000	7,400		109,000	69,000
2,700		61,000	33,000	7,500		109,000	69,000
2,800		61,000	33,000	7,600		117,000	75,000
2,900		61,000	33,000	7,700		117,000	75,000
3,000		61,000	33,000	7,800		117,000	75,000
3,100		65,000	36,000	7,900		117,000	75,000
3,200		65,000	36,000	8,000		117,000	75,000
3,300		65,000	36,000	8,100		117,000	75,000
3,400		70,000	39,000	8,200		117,000	75,000
3,500		70,000	39,000	8,300		117,000	75,000
3,600		70,000	39,000	8,400		117,000	75,000
3,700		70,000	39,000	8,500		117,000	75,000
3,800		75,000	43,000	8,600		125,000	81,000
3,900		75,000	43,000	8,700		125,000	81,000
4,000		75,000	43,000	8,800		125,000	81,000
4,100		75,000	43,000	8,900		125,000	81,000
4,200		75,000	43,000	9,000		125,000	81,000
4,300		80,000	47,000	9,100		125,000	81,000
4,400		80,000	47,000	9,200		125,000	81,000
4,500		80,000	47,000	9,300		125,000	81,000
4,600		80,000	47,000	9,400		125,000	81,000
4,700		80,000	47,000	9,500		125,000	81,000
4,800		86,000	52,000	9,600		133,000	87,000
4,900		86,000	52,000	9,700		133,000	87,000
5,000		86,000	52,000	9,800		133,000	87,000
5,100		86,000	52,000	9,900		133,000	87,000
5,200		86,000	52,000	10,000		133,000	87,000
5,300		86,000	52,000	10,100		133,000	87,000
5,400		93,000	57,000	10,200		133,000	87,000
5,500		93,000	57,000	10,300		133,000	87,000
5,600		93,000	57,000	10,400		133,000	87,000
5,700		93,000	57,000	10,500		133,000	87,000

d1 mm	inch	l1 mm	l2 mm	d1 mm	inch	l1 mm	l2 mm
11,000		142,000	94,000	14,000		160,000	108,000
11,500		142,000	94,000				
12,000		151,000	101,000				
12,500		151,000	101,000				
13,000		151,000	101,000				
13,500		160,000	108,000				

Spiralbohrer mit Zylinderschaft

Spiralbohrer kurz

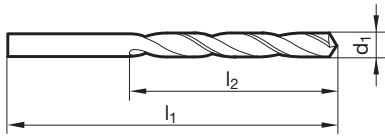


Katalog-Nr. 61221



P	M	K	N	S	H	Arbeitsrichtwerte Seite 182
•	•	•	•			

- Ausspitzung $\geq \varnothing 1,000$
- Flächenanschliff
- geringe Vorschubkraft notwendig
- geringes Drehmoment notwendig
- höhere Verschleißfestigkeit
- universell einsetzbar



d1 mm	inch	l1 mm	l2 mm	d1 mm	inch	l1 mm	l2 mm
1,000		34,000	12,000	5,800		93,000	57,000
1,100		36,000	14,000	5,900		93,000	57,000
1,200		38,000	16,000	6,000		93,000	57,000
1,300		38,000	16,000	6,100		101,000	63,000
1,400		40,000	18,000	6,200		101,000	63,000
1,500		40,000	18,000	6,300		101,000	63,000
1,600		43,000	20,000	6,400		101,000	63,000
1,700		43,000	20,000	6,500		101,000	63,000
1,800		46,000	22,000	6,600		101,000	63,000
1,900		46,000	22,000	6,700		101,000	63,000
2,000		49,000	24,000	6,800		109,000	69,000
2,100		49,000	24,000	6,900		109,000	69,000
2,200		53,000	27,000	7,000		109,000	69,000
2,300		53,000	27,000	7,100		109,000	69,000
2,400		57,000	30,000	7,200		109,000	69,000
2,500		57,000	30,000	7,300		109,000	69,000
2,600		57,000	30,000	7,400		109,000	69,000
2,700		61,000	33,000	7,500		109,000	69,000
2,800		61,000	33,000	7,600		117,000	75,000
2,900		61,000	33,000	7,700		117,000	75,000
3,000		61,000	33,000	7,800		117,000	75,000
3,100		65,000	36,000	7,900		117,000	75,000
3,200		65,000	36,000	8,000		117,000	75,000
3,300		65,000	36,000	8,100		117,000	75,000
3,400		70,000	39,000	8,200		117,000	75,000
3,500		70,000	39,000	8,300		117,000	75,000
3,600		70,000	39,000	8,400		117,000	75,000
3,700		70,000	39,000	8,500		117,000	75,000
3,800		75,000	43,000	8,600		125,000	81,000
3,900		75,000	43,000	8,700		125,000	81,000
4,000		75,000	43,000	8,800		125,000	81,000
4,100		75,000	43,000	8,900		125,000	81,000
4,200		75,000	43,000	9,000		125,000	81,000
4,300		80,000	47,000	9,100		125,000	81,000
4,400		80,000	47,000	9,200		125,000	81,000
4,500		80,000	47,000	9,300		125,000	81,000
4,600		80,000	47,000	9,400		125,000	81,000
4,700		80,000	47,000	9,500		125,000	81,000
4,800		86,000	52,000	9,600		133,000	87,000
4,900		86,000	52,000	9,700		133,000	87,000
5,000		86,000	52,000	9,800		133,000	87,000
5,100		86,000	52,000	9,900		133,000	87,000
5,200		86,000	52,000	10,000		133,000	87,000
5,300		86,000	52,000	10,100		133,000	87,000
5,400		93,000	57,000	10,200		133,000	87,000
5,500		93,000	57,000	10,300		133,000	87,000
5,600		93,000	57,000	10,400		133,000	87,000
5,700		93,000	57,000	10,500		133,000	87,000

d1 mm	inch	l1 mm	l2 mm	d1 mm	inch	l1 mm	l2 mm
11,000		142,000	94,000	14,000		160,000	108,000
11,500		142,000	94,000				
12,000		151,000	101,000				
12,500		151,000	101,000				
13,000		151,000	101,000				
13,500		160,000	108,000				

Spiralbohrer mit Zylinderschaft

Spiralbohrer kurz

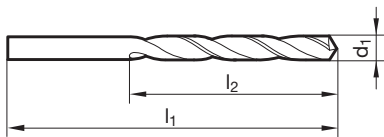


Katalog-Nr. 71123



P	M	K	N	S	H	Arbeitsrichtwerte Seite 182
●	○			○		

- Ausspitzung $\geq \varnothing 1,000$
- Kegelmantelschliff
- blank < 2,0 mm



d1 mm	inch	l1 mm	l2 mm	d1 mm	inch	l1 mm	l2 mm
0,800		30,000	10,000	4,400		80,000	47,000
0,850		30,000	10,000	4,500		80,000	47,000
0,900		32,000	11,000	4,600		80,000	47,000
1,000		34,000	12,000	4,700		80,000	47,000
1,050		34,000	12,000	4,800		86,000	52,000
1,100		36,000	14,000	4,900		86,000	52,000
1,200		38,000	16,000	5,000		86,000	52,000
1,300		38,000	16,000	5,100		86,000	52,000
1,350		40,000	18,000	5,200		86,000	52,000
1,400		40,000	18,000	5,300		86,000	52,000
1,450		40,000	18,000	5,400		93,000	57,000
1,500		40,000	18,000	5,500		93,000	57,000
1,550		43,000	20,000	5,600		93,000	57,000
1,600		43,000	20,000	5,700		93,000	57,000
1,700		43,000	20,000	5,800		93,000	57,000
1,800		46,000	22,000	5,900		93,000	57,000
1,900		46,000	22,000	6,000		93,000	57,000
1,950		49,000	24,000	6,100		101,000	63,000
2,000		49,000	24,000	6,200		101,000	63,000
2,050		49,000	24,000	6,300		101,000	63,000
2,100		49,000	24,000	6,400		101,000	63,000
2,200		53,000	27,000	6,500		101,000	63,000
2,300		53,000	27,000	6,600		101,000	63,000
2,400		57,000	30,000	6,700		101,000	63,000
2,450		57,000	30,000	6,800		109,000	69,000
2,500		57,000	30,000	6,900		109,000	69,000
2,550		57,000	30,000	7,000		109,000	69,000
2,600		57,000	30,000	7,100		109,000	69,000
2,700		61,000	33,000	7,200		109,000	69,000
2,750		61,000	33,000	7,300		109,000	69,000
2,800		61,000	33,000	7,400		109,000	69,000
2,850		61,000	33,000	7,500		109,000	69,000
2,900		61,000	33,000	7,600		117,000	75,000
2,950		61,000	33,000	7,700		117,000	75,000
3,000		61,000	33,000	7,800		117,000	75,000
3,100		65,000	36,000	7,900		117,000	75,000
3,200		65,000	36,000	8,000		117,000	75,000
3,300		65,000	36,000	8,100		117,000	75,000
3,400		70,000	39,000	8,200		117,000	75,000
3,500		70,000	39,000	8,300		117,000	75,000
3,600		70,000	39,000	8,400		117,000	75,000
3,700		70,000	39,000	8,500		117,000	75,000
3,800		75,000	43,000	8,600		125,000	81,000
3,900		75,000	43,000	8,700		125,000	81,000
4,000		75,000	43,000	8,800		125,000	81,000
4,100		75,000	43,000	8,900		125,000	81,000
4,200		75,000	43,000	9,000		125,000	81,000
4,300		80,000	47,000	9,100		125,000	81,000

d1 mm	inch	l1 mm	l2 mm	d1 mm	inch	l1 mm	l2 mm
9,200		125,000	81,000	12,100		151,000	101,000
9,300		125,000	81,000	12,200		151,000	101,000
9,400		125,000	81,000	12,400		151,000	101,000
9,500		125,000	81,000	12,500		151,000	101,000
9,600		133,000	87,000	12,600		151,000	101,000
9,700		133,000	87,000	12,800		151,000	101,000
9,800		133,000	87,000	13,000		151,000	101,000
9,900		133,000	87,000	13,500		160,000	108,000
10,000		133,000	87,000				
10,200		133,000	87,000				
10,500		133,000	87,000				
10,800		142,000	94,000				
11,000		142,000	94,000				
11,500		142,000	94,000				
11,700		142,000	94,000				
11,800		142,000	94,000				
11,900		151,000	101,000				
12,000		151,000	101,000				

Spiralbohrer mit Zylinderschaft

Spiralbohrer kurz

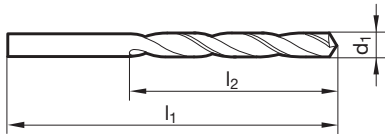


Katalog-Nr. 71122



P	M	K	N	S	H	Arbeitsrichtwerte Seite 182
○	●			●		

- Ausspitzung $\geq \varnothing 4,600$
- Kegelmantelanschliff



d1 mm	inch	l1 mm	l2 mm	d1 mm	inch	l1 mm	l2 mm
1,000		34,000	12,000	5,800		93,000	57,000
1,100		36,000	14,000	5,900		93,000	57,000
1,200		38,000	16,000	6,000		93,000	57,000
1,300		38,000	16,000	6,100		101,000	63,000
1,400		40,000	18,000	6,200		101,000	63,000
1,500		40,000	18,000	6,300		101,000	63,000
1,600		43,000	20,000	6,400		101,000	63,000
1,700		43,000	20,000	6,500		101,000	63,000
1,800		46,000	22,000	6,600		101,000	63,000
1,900		46,000	22,000	6,700		101,000	63,000
2,000		49,000	24,000	6,750	17/64	109,000	69,000
2,100		49,000	24,000	6,800		109,000	69,000
2,200		53,000	27,000	6,900		109,000	69,000
2,300		53,000	27,000	7,000		109,000	69,000
2,400		57,000	30,000	7,100		109,000	69,000
2,500		57,000	30,000	7,200		109,000	69,000
2,600		57,000	30,000	7,400		109,000	69,000
2,700		61,000	33,000	7,500		109,000	69,000
2,800		61,000	33,000	7,600		117,000	75,000
2,900		61,000	33,000	7,800		117,000	75,000
3,000		61,000	33,000	7,900		117,000	75,000
3,100		65,000	36,000	8,000		117,000	75,000
3,200		65,000	36,000	8,100		117,000	75,000
3,300		65,000	36,000	8,200		117,000	75,000
3,400		70,000	39,000	8,300		117,000	75,000
3,500		70,000	39,000	8,400		117,000	75,000
3,600		70,000	39,000	8,500		117,000	75,000
3,700		70,000	39,000	8,600		125,000	81,000
3,800		75,000	43,000	8,700		125,000	81,000
3,900		75,000	43,000	8,800		125,000	81,000
4,000		75,000	43,000	8,900		125,000	81,000
4,100		75,000	43,000	9,000		125,000	81,000
4,200		75,000	43,000	9,100		125,000	81,000
4,300		80,000	47,000	9,300		125,000	81,000
4,400		80,000	47,000	9,400		125,000	81,000
4,500		80,000	47,000	9,500		125,000	81,000
4,600		80,000	47,000	9,600		133,000	87,000
4,700		80,000	47,000	9,700		133,000	87,000
4,800		86,000	52,000	9,800		133,000	87,000
4,900		86,000	52,000	10,000		133,000	87,000
5,000		86,000	52,000	10,200		133,000	87,000
5,100		86,000	52,000	10,500		133,000	87,000
5,200		86,000	52,000	11,000		142,000	94,000
5,300		86,000	52,000	11,500		142,000	94,000
5,400		93,000	57,000	12,000		151,000	101,000
5,500		93,000	57,000	12,500		151,000	101,000
5,600		93,000	57,000	13,000		151,000	101,000
5,700		93,000	57,000	13,500		160,000	108,000

d1 mm	inch	l1 mm	l2 mm
14,000		160,000	108,000
14,500		169,000	114,000
15,000		169,000	114,000
16,000		178,000	120,000

d1 mm	inch	l1 mm	l2 mm
------------------------	-------------	------------------------	------------------------

Spiralbohrer mit Zylinderschaft

Spiralbohrer kurz

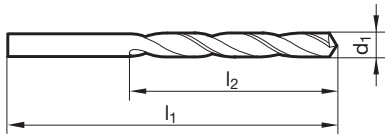


Katalog-Nr. 61223



P	M	K	N	S	H	Arbeitsrichtwerte Seite 180
	•			○		

- Ausspitzung $\geq \varnothing 1,000$
- Kegelmantelschliff
- höhere Verschleißfestigkeit



d1 mm	inch	l1 mm	l2 mm	d1 mm	inch	l1 mm	l2 mm
1,000		34,000	12,000	5,000		86,000	52,000
1,050		34,000	12,000	5,100		86,000	52,000
1,100		36,000	14,000	5,200		86,000	52,000
1,150		36,000	14,000	5,300		86,000	52,000
1,200		38,000	16,000	5,400		93,000	57,000
1,250		38,000	16,000	5,500		93,000	57,000
1,300		38,000	16,000	5,600		93,000	57,000
1,350		40,000	18,000	5,700		93,000	57,000
1,400		40,000	18,000	5,800		93,000	57,000
1,500		40,000	18,000	5,900		93,000	57,000
1,550		43,000	20,000	6,000		93,000	57,000
1,600		43,000	20,000	6,100		101,000	63,000
1,650		43,000	20,000	6,200		101,000	63,000
1,700		43,000	20,000	6,300		101,000	63,000
1,750		46,000	22,000	6,400		101,000	63,000
1,800		46,000	22,000	6,500		101,000	63,000
1,900		46,000	22,000	6,600		101,000	63,000
1,950		49,000	24,000	6,700		101,000	63,000
2,000		49,000	24,000	6,800		109,000	69,000
2,100		49,000	24,000	6,900		109,000	69,000
2,200		53,000	27,000	7,000		109,000	69,000
2,300		53,000	27,000	7,100		109,000	69,000
2,400		57,000	30,000	7,200		109,000	69,000
2,500		57,000	30,000	7,300		109,000	69,000
2,600		57,000	30,000	7,400		109,000	69,000
2,700		61,000	33,000	7,500		109,000	69,000
2,800		61,000	33,000	7,600		117,000	75,000
2,900		61,000	33,000	7,700		117,000	75,000
3,000		61,000	33,000	7,800		117,000	75,000
3,100		65,000	36,000	7,900		117,000	75,000
3,200		65,000	36,000	8,000		117,000	75,000
3,300		65,000	36,000	8,100		117,000	75,000
3,400		70,000	39,000	8,200		117,000	75,000
3,500		70,000	39,000	8,300		117,000	75,000
3,600		70,000	39,000	8,400		117,000	75,000
3,700		70,000	39,000	8,500		117,000	75,000
3,800		75,000	43,000	8,600		125,000	81,000
3,900		75,000	43,000	8,700		125,000	81,000
4,000		75,000	43,000	8,800		125,000	81,000
4,100		75,000	43,000	8,900		125,000	81,000
4,200		75,000	43,000	9,000		125,000	81,000
4,300		80,000	47,000	9,100		125,000	81,000
4,400		80,000	47,000	9,200		125,000	81,000
4,500		80,000	47,000	9,300		125,000	81,000
4,600		80,000	47,000	9,400		125,000	81,000
4,700		80,000	47,000	9,500		125,000	81,000
4,800		86,000	52,000	9,600		133,000	87,000
4,900		86,000	52,000	9,700		133,000	87,000

d1 mm	inch	l1 mm	l2 mm
9,800		133,000	87,000
9,900		133,000	87,000
10,000		133,000	87,000
10,200		133,000	87,000
10,500		133,000	87,000
11,000		142,000	94,000

d1 mm	inch	l1 mm	l2 mm
11,500		142,000	94,000
12,000		151,000	101,000
12,500		151,000	101,000
13,000		151,000	101,000
13,500		160,000	108,000

Spiralbohrer mit Zylinderschaft

Spiralbohrer kurz

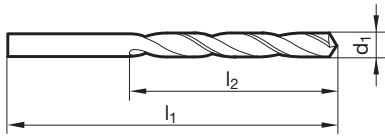


Katalog-Nr. 51122



P	M	K	N	S	H	Arbeitsrichtwerte Seite 184
○	●			○		

- Ausspitzung $\geq \varnothing 2,000$
- Kegelmantelschliff
- höhere Verschleißfestigkeit



d1 mm	inch	l1 mm	l2 mm
2,000		49,000	24,000
2,500		57,000	30,000
3,000		61,000	33,000
3,500		70,000	39,000
4,000		75,000	43,000
4,200		75,000	43,000
4,500		80,000	47,000
5,000		86,000	52,000
5,500		93,000	57,000
6,000		93,000	57,000
6,500		101,000	63,000
6,800		109,000	69,000
7,000		109,000	69,000
7,500		109,000	69,000
8,000		117,000	75,000
8,500		117,000	75,000
9,000		125,000	81,000
9,500		125,000	81,000

d1 mm	inch	l1 mm	l2 mm
10,000		133,000	87,000
10,200		133,000	87,000
10,500		133,000	87,000
11,000		142,000	94,000
11,500		142,000	94,000
12,000		151,000	101,000
12,500		151,000	101,000
13,000		151,000	101,000

Spiralbohrer mit Zylinderschaft

Spiralbohrer kurz

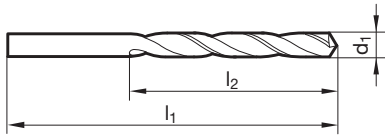


Katalog-Nr. 71124



P	M	K	N	S	H	Arbeitsrichtwerte Seite 180
●	●	○	●	●	●	

- Ausspitzung $\geq \varnothing 1,500$
- Kegelmantelschliff
- weite Spannuten



d1 mm	inch	l1 mm	l2 mm	d1 mm	inch	l1 mm	l2 mm
1,500		40,000	18,000	3,910		75,000	43,000
1,570		43,000	20,000	3,970	5/32	75,000	43,000
1,600		43,000	20,000	3,990		75,000	43,000
1,700		43,000	20,000	4,000		75,000	43,000
1,750		46,000	22,000	4,090		75,000	43,000
1,780		46,000	22,000	4,100		75,000	43,000
1,800		46,000	22,000	4,200		75,000	43,000
1,850		46,000	22,000	4,220		75,000	43,000
1,900		46,000	22,000	4,300		80,000	47,000
1,930		49,000	24,000	4,390		80,000	47,000
1,980	5/64	49,000	24,000	4,400		80,000	47,000
1,990		49,000	24,000	4,500		80,000	47,000
2,000		49,000	24,000	4,570		80,000	47,000
2,050		49,000	24,000	4,600		80,000	47,000
2,080		49,000	24,000	4,700		80,000	47,000
2,100		49,000	24,000	4,800		86,000	52,000
2,180		53,000	27,000	4,850		86,000	52,000
2,200		53,000	27,000	4,900		86,000	52,000
2,260		53,000	27,000	4,980		86,000	52,000
2,300		53,000	27,000	5,000		86,000	52,000
2,370		57,000	30,000	5,100		86,000	52,000
2,400		57,000	30,000	5,110		86,000	52,000
2,490		57,000	30,000	5,180		86,000	52,000
2,500		57,000	30,000	5,200		86,000	52,000
2,580		57,000	30,000	5,220		86,000	52,000
2,600		57,000	30,000	5,300		86,000	52,000
2,700		61,000	33,000	5,310		93,000	57,000
2,710		61,000	33,000	5,400		93,000	57,000
2,780	7/64	61,000	33,000	5,410		93,000	57,000
2,790		61,000	33,000	5,500		93,000	57,000
2,800		61,000	33,000	5,560	7/32	93,000	57,000
2,870		61,000	33,000	5,600		93,000	57,000
2,900		61,000	33,000	5,610		93,000	57,000
2,950		61,000	33,000	5,700		93,000	57,000
3,000		61,000	33,000	5,790		93,000	57,000
3,100		65,000	36,000	5,800		93,000	57,000
3,200		65,000	36,000	5,900		93,000	57,000
3,260		65,000	36,000	5,940		93,000	57,000
3,300		65,000	36,000	5,950	15/64	93,000	57,000
3,400		70,000	39,000	6,000		93,000	57,000
3,450		70,000	39,000	6,050		101,000	63,000
3,500		70,000	39,000	6,100		101,000	63,000
3,600		70,000	39,000	6,200		101,000	63,000
3,700		70,000	39,000	6,300		101,000	63,000
3,730		70,000	39,000	6,350	1/4	101,000	63,000
3,800		75,000	43,000	6,400		101,000	63,000
3,860		75,000	43,000	6,500		101,000	63,000
3,900		75,000	43,000	6,530		101,000	63,000

d1 mm	inch	l1 mm	l2 mm	d1 mm	inch	l1 mm	l2 mm
6,600		101,000	63,000	9,520	3/8	133,000	87,000
6,630		101,000	63,000	9,530		133,000	87,000
6,700		101,000	63,000	9,580		133,000	87,000
6,750	17/64	109,000	69,000	9,600		133,000	87,000
6,760		109,000	69,000	9,700		133,000	87,000
6,800		109,000	69,000	9,800		133,000	87,000
6,900		109,000	69,000	9,900		133,000	87,000
6,910		109,000	69,000	9,920	25/64	133,000	87,000
7,000		109,000	69,000	10,000		133,000	87,000
7,040		109,000	69,000	10,080		133,000	87,000
7,100		109,000	69,000	10,100		133,000	87,000
7,140	9/32	109,000	69,000	10,200		133,000	87,000
7,200		109,000	69,000	10,260		133,000	87,000
7,300		109,000	69,000	10,300		133,000	87,000
7,370		109,000	69,000	10,400		133,000	87,000
7,400		109,000	69,000	10,490		133,000	87,000
7,490		109,000	69,000	10,500		133,000	87,000
7,500		109,000	69,000	10,600		133,000	87,000
7,540	19/64	117,000	75,000	10,720	27/64	142,000	94,000
7,600		117,000	75,000	10,900		142,000	94,000
7,670		117,000	75,000	11,000		142,000	94,000
7,700		117,000	75,000	11,100		142,000	94,000
7,750		117,000	75,000	11,110	7/16	142,000	94,000
7,800		117,000	75,000	11,200		142,000	94,000
7,940	5/16	117,000	75,000	11,300		142,000	94,000
8,000		117,000	75,000	11,400		142,000	94,000
8,030		117,000	75,000	11,500		142,000	94,000
8,100		117,000	75,000	11,510	29/64	142,000	94,000
8,200		117,000	75,000	11,600		142,000	94,000
8,300		117,000	75,000	11,800		142,000	94,000
8,330	21/64	117,000	75,000	11,900		151,000	101,000
8,400		117,000	75,000	11,910	15/32	151,000	101,000
8,430		117,000	75,000	12,000		151,000	101,000
8,500		117,000	75,000	12,500		151,000	101,000
8,600		125,000	81,000	12,700	1/2	151,000	101,000
8,610		125,000	81,000	13,000		151,000	101,000
8,700		125,000	81,000	14,000		160,000	108,000
8,800		125,000	81,000	14,500		169,000	114,000
8,840		125,000	81,000	15,000		169,000	114,000
8,900		125,000	81,000	15,500		178,000	120,000
9,000		125,000	81,000				
9,090		125,000	81,000				
9,100		125,000	81,000				
9,130	23/64	125,000	81,000				
9,200		125,000	81,000				
9,300		125,000	81,000				
9,350		125,000	81,000				
9,500		125,000	81,000				

Spiralbohrer mit Zylinderschaft

Spiralbohrer kurz

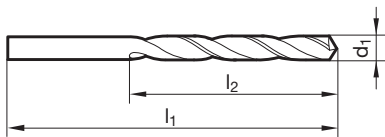


Katalog-Nr. 71126



P	M	K	N	S	H	Arbeitsrichtwerte Seite 180
●	●	○	●	●	●	

- Ausspitzung $\geq \varnothing 1,500$
- Kegelmantelschliff
- weite Spannuten



d1 mm	inch	l1 mm	l2 mm	d1 mm	inch	l1 mm	l2 mm
1,500		40,000	18,000	6,800		109,000	69,000
1,600		43,000	20,000	6,900		109,000	69,000
1,700		43,000	20,000	7,000		109,000	69,000
1,750		46,000	22,000	7,100		109,000	69,000
1,800		46,000	22,000	7,200		109,000	69,000
1,900		46,000	22,000	7,300		109,000	69,000
2,000		49,000	24,000	7,400		109,000	69,000
2,100		49,000	24,000	7,500		109,000	69,000
2,200		53,000	27,000	7,600		117,000	75,000
2,300		53,000	27,000	7,700		117,000	75,000
2,400		57,000	30,000	7,800		117,000	75,000
2,500		57,000	30,000	8,000		117,000	75,000
2,600		57,000	30,000	8,100		117,000	75,000
2,900		61,000	33,000	8,200		117,000	75,000
3,000		61,000	33,000	8,300		117,000	75,000
3,100		65,000	36,000	8,400		117,000	75,000
3,200		65,000	36,000	8,500		117,000	75,000
3,300		65,000	36,000	8,600		125,000	81,000
3,500		70,000	39,000	8,700		125,000	81,000
3,600		70,000	39,000	8,800		125,000	81,000
3,700		70,000	39,000	8,900		125,000	81,000
3,800		75,000	43,000	9,000		125,000	81,000
3,900		75,000	43,000	9,100		125,000	81,000
4,000		75,000	43,000	9,200		125,000	81,000
4,100		75,000	43,000	9,300		125,000	81,000
4,200		75,000	43,000	9,400		125,000	81,000
4,400		80,000	47,000	9,500		125,000	81,000
4,500		80,000	47,000	9,600		133,000	87,000
4,600		80,000	47,000	9,700		133,000	87,000
4,700		80,000	47,000	9,800		133,000	87,000
4,800		86,000	52,000	9,900		133,000	87,000
4,900		86,000	52,000	10,000		133,000	87,000
5,000		86,000	52,000	10,100		133,000	87,000
5,200		86,000	52,000	10,200		133,000	87,000
5,300		86,000	52,000	10,300		133,000	87,000
5,400		93,000	57,000	10,400		133,000	87,000
5,500		93,000	57,000	10,500		133,000	87,000
5,600		93,000	57,000	10,600		133,000	87,000
5,700		93,000	57,000	10,700		142,000	94,000
5,800		93,000	57,000	10,800		142,000	94,000
5,900		93,000	57,000	10,900		142,000	94,000
6,000		93,000	57,000	11,000		142,000	94,000
6,100		101,000	63,000	11,100		142,000	94,000
6,200		101,000	63,000	11,300		142,000	94,000
6,300		101,000	63,000	11,400		142,000	94,000
6,500		101,000	63,000	11,500		142,000	94,000
6,600		101,000	63,000	11,600		142,000	94,000
6,700		101,000	63,000	11,700		142,000	94,000

d1 mm	inch	l1 mm	l2 mm	d1 mm	inch	l1 mm	l2 mm
11,800		142,000	94,000	14,000		160,000	108,000
11,900		151,000	101,000	14,500		169,000	114,000
12,000		151,000	101,000	15,000		169,000	114,000
12,300	31/64	151,000	101,000	16,000		178,000	120,000
12,500		151,000	101,000				
13,000		151,000	101,000				

Spiralbohrer mit Zylinderschaft

Spiralbohrer kurz

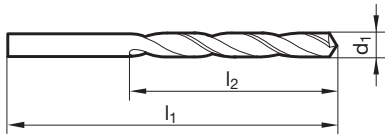


Katalog-Nr. 61124



P	M	K	N	S	H	Arbeitsrichtwerte Seite 180
●	●	●	○	●	●	

- Ausspitzung $\geq \varnothing 1,500$
- Kegelmantelschliff
- weite Spannuten
- höherer Verschleißschutz



d1 mm	inch	l1 mm	l2 mm	d1 mm	inch	l1 mm	l2 mm
1,500		40,000	18,000	5,700		93,000	57,000
1,600		43,000	20,000	5,800		93,000	57,000
1,700		43,000	20,000	6,000		93,000	57,000
1,800		46,000	22,000	6,100		101,000	63,000
1,850		46,000	22,000	6,200		101,000	63,000
1,900		46,000	22,000	6,250		101,000	63,000
1,980	5/64	49,000	24,000	6,300		101,000	63,000
2,000		49,000	24,000	6,400		101,000	63,000
2,100		49,000	24,000	6,500		101,000	63,000
2,180		53,000	27,000	6,600		101,000	63,000
2,200		53,000	27,000	6,700		101,000	63,000
2,300		53,000	27,000	6,750	17/64	109,000	69,000
2,400		57,000	30,000	6,800		109,000	69,000
2,500		57,000	30,000	6,900		109,000	69,000
2,600		57,000	30,000	7,000		109,000	69,000
2,700		61,000	33,000	7,100		109,000	69,000
2,800		61,000	33,000	7,200		109,000	69,000
2,900		61,000	33,000	7,300		109,000	69,000
3,000		61,000	33,000	7,400		109,000	69,000
3,100		65,000	36,000	7,500		109,000	69,000
3,200		65,000	36,000	7,600		117,000	75,000
3,300		65,000	36,000	7,700		117,000	75,000
3,400		70,000	39,000	7,800		117,000	75,000
3,500		70,000	39,000	7,900		117,000	75,000
3,570	9/64	70,000	39,000	8,000		117,000	75,000
3,600		70,000	39,000	8,030		117,000	75,000
3,700		70,000	39,000	8,100		117,000	75,000
3,800		75,000	43,000	8,200		117,000	75,000
3,860		75,000	43,000	8,300		117,000	75,000
3,900		75,000	43,000	8,400		117,000	75,000
3,990		75,000	43,000	8,500		117,000	75,000
4,000		75,000	43,000	8,600		125,000	81,000
4,100		75,000	43,000	8,700		125,000	81,000
4,200		75,000	43,000	8,800		125,000	81,000
4,300		80,000	47,000	8,840		125,000	81,000
4,400		80,000	47,000	8,900		125,000	81,000
4,500		80,000	47,000	9,000		125,000	81,000
4,600		80,000	47,000	9,100		125,000	81,000
4,700		80,000	47,000	9,200		125,000	81,000
4,800		86,000	52,000	9,300		125,000	81,000
4,900		86,000	52,000	9,400		125,000	81,000
5,000		86,000	52,000	9,500		125,000	81,000
5,100		86,000	52,000	9,600		133,000	87,000
5,200		86,000	52,000	9,700		133,000	87,000
5,300		86,000	52,000	9,800		133,000	87,000
5,400		93,000	57,000	9,900		133,000	87,000
5,500		93,000	57,000	9,920	25/64	133,000	87,000
5,600		93,000	57,000	10,000		133,000	87,000

d1 mm	inch	l1 mm	l2 mm	d1 mm	inch	l1 mm	l2 mm
10,100		133,000	87,000	12,300	31/64	151,000	101,000
10,200		133,000	87,000	12,500		151,000	101,000
10,500		133,000	87,000	12,700	1/2	151,000	101,000
10,600		133,000	87,000	13,000		151,000	101,000
10,720	27/64	142,000	94,000	13,500		160,000	108,000
10,800		142,000	94,000	14,000		160,000	108,000
10,900		142,000	94,000	14,500		169,000	114,000
11,000		142,000	94,000	15,000		169,000	114,000
11,100		142,000	94,000	15,500		178,000	120,000
11,200		142,000	94,000	16,000		178,000	120,000
11,300		142,000	94,000				
11,400		142,000	94,000				
11,500		142,000	94,000				
11,600		142,000	94,000				
11,800		142,000	94,000				
11,900		151,000	101,000				
11,910	15/32	151,000	101,000				
12,000		151,000	101,000				

Spiralbohrer mit Zylinderschaft

Spiralbohrer kurz

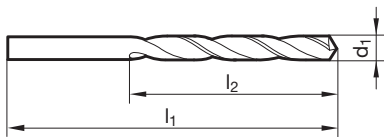


Katalog-Nr. 71158



P	M	K	N	S	H	Arbeitsrichtwerte Seite 182
●		●	○			

- Ausspitzung $\geq \varnothing 1,500$
- Kegelmantelschliff
- weite Spannuten
- blank $< 2,36$ mm



d1 mm	inch	l1 mm	l2 mm	d1 mm	inch	l1 mm	l2 mm
1,500		40,000	18,000	6,100		101,000	63,000
1,590	1/16	43,000	20,000	6,200		101,000	63,000
1,600		43,000	20,000	6,300		101,000	63,000
1,700		43,000	20,000	6,350	1/4	101,000	63,000
1,800		46,000	22,000	6,400		101,000	63,000
1,900		46,000	22,000	6,500		101,000	63,000
2,000		49,000	24,000	6,600		101,000	63,000
2,100		49,000	24,000	6,700		101,000	63,000
2,200		53,000	27,000	6,800		109,000	69,000
2,300		53,000	27,000	6,900		109,000	69,000
2,400		57,000	30,000	7,000		109,000	69,000
2,500		57,000	30,000	7,100		109,000	69,000
2,600		57,000	30,000	7,140	9/32	109,000	69,000
2,700		61,000	33,000	7,200		109,000	69,000
2,800		61,000	33,000	7,300		109,000	69,000
2,900		61,000	33,000	7,400		109,000	69,000
3,000		61,000	33,000	7,500		109,000	69,000
3,100		65,000	36,000	7,600		117,000	75,000
3,170	1/8	65,000	36,000	7,700		117,000	75,000
3,200		65,000	36,000	7,800		117,000	75,000
3,300		65,000	36,000	7,900		117,000	75,000
3,400		70,000	39,000	7,940	5/16	117,000	75,000
3,500		70,000	39,000	8,000		117,000	75,000
3,600		70,000	39,000	8,100		117,000	75,000
3,700		70,000	39,000	8,200		117,000	75,000
3,800		75,000	43,000	8,300		117,000	75,000
3,900		75,000	43,000	8,400		117,000	75,000
4,000		75,000	43,000	8,500		117,000	75,000
4,100		75,000	43,000	8,600		125,000	81,000
4,200		75,000	43,000	8,700		125,000	81,000
4,300		80,000	47,000	8,800		125,000	81,000
4,400		80,000	47,000	8,900		125,000	81,000
4,500		80,000	47,000	9,000		125,000	81,000
4,600		80,000	47,000	9,100		125,000	81,000
4,700		80,000	47,000	9,200		125,000	81,000
4,800		86,000	52,000	9,300		125,000	81,000
4,900		86,000	52,000	9,400		125,000	81,000
5,000		86,000	52,000	9,500		125,000	81,000
5,100		86,000	52,000	9,520	3/8	133,000	87,000
5,200		86,000	52,000	9,600		133,000	87,000
5,300		86,000	52,000	9,700		133,000	87,000
5,400		93,000	57,000	9,800		133,000	87,000
5,500		93,000	57,000	9,900		133,000	87,000
5,600		93,000	57,000	10,000		133,000	87,000
5,700		93,000	57,000	10,200		133,000	87,000
5,800		93,000	57,000	10,500		133,000	87,000
5,900		93,000	57,000	10,800		142,000	94,000
6,000		93,000	57,000	11,000		142,000	94,000

d1 mm	inch	l1 mm	l2 mm	d1 mm	inch	l1 mm	l2 mm
11,110	7/16	142,000	94,000	12,700	1/2	151,000	101,000
11,200		142,000	94,000	13,000		151,000	101,000
11,500		142,000	94,000				
11,800		142,000	94,000				
12,000		151,000	101,000				
12,500		151,000	101,000				

Spiralbohrer mit Zylinderschaft

Spiralbohrer kurz

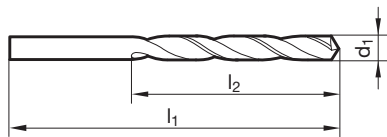


Katalog-Nr. 61158



P	M	K	N	S	H	Arbeitsrichtwerte Seite 184
●		●	○			

- Ausspitzung $\geq \varnothing 1,500$
- Kegelmantelschliff
- weite Spannuten
- höhere Verschleißfestigkeit
- besonders für Bohrtiefen über 3xD



d1 mm	inch	l1 mm	l2 mm	d1 mm	inch	l1 mm	l2 mm
1,500		40,000	18,000	6,300		101,000	63,000
1,600		43,000	20,000	6,400		101,000	63,000
1,700		43,000	20,000	6,500		101,000	63,000
1,800		46,000	22,000	6,600		101,000	63,000
1,900		46,000	22,000	6,700		101,000	63,000
2,000		49,000	24,000	6,800		109,000	69,000
2,100		49,000	24,000	6,900		109,000	69,000
2,200		53,000	27,000	7,000		109,000	69,000
2,300		53,000	27,000	7,100		109,000	69,000
2,400		57,000	30,000	7,200		109,000	69,000
2,500		57,000	30,000	7,300		109,000	69,000
2,600		57,000	30,000	7,400		109,000	69,000
2,700		61,000	33,000	7,500		109,000	69,000
2,800		61,000	33,000	7,600		117,000	75,000
2,900		61,000	33,000	7,700		117,000	75,000
3,000		61,000	33,000	7,800		117,000	75,000
3,100		65,000	36,000	7,900		117,000	75,000
3,200		65,000	36,000	8,000		117,000	75,000
3,300		65,000	36,000	8,100		117,000	75,000
3,400		70,000	39,000	8,200		117,000	75,000
3,500		70,000	39,000	8,300		117,000	75,000
3,600		70,000	39,000	8,400		117,000	75,000
3,700		70,000	39,000	8,500		117,000	75,000
3,800		75,000	43,000	8,600		125,000	81,000
3,900		75,000	43,000	8,700		125,000	81,000
4,000		75,000	43,000	8,800		125,000	81,000
4,100		75,000	43,000	8,900		125,000	81,000
4,200		75,000	43,000	9,000		125,000	81,000
4,300		80,000	47,000	9,200		125,000	81,000
4,400		80,000	47,000	9,500		125,000	81,000
4,500		80,000	47,000	9,600		133,000	87,000
4,600		80,000	47,000	9,800		133,000	87,000
4,700		80,000	47,000	10,000		133,000	87,000
4,800		86,000	52,000	10,200		133,000	87,000
4,900		86,000	52,000	10,500		133,000	87,000
5,000		86,000	52,000	11,000		142,000	94,000
5,100		86,000	52,000	11,500		142,000	94,000
5,200		86,000	52,000	11,800		142,000	94,000
5,300		86,000	52,000	12,000		151,000	101,000
5,400		93,000	57,000	12,500		151,000	101,000
5,500		93,000	57,000	13,000		151,000	101,000
5,600		93,000	57,000				
5,700		93,000	57,000				
5,800		93,000	57,000				
5,900		93,000	57,000				
6,000		93,000	57,000				
6,100		101,000	63,000				
6,200		101,000	63,000				

Spiralbohrer mit Zylinderschaft

Spiralbohrer kurz

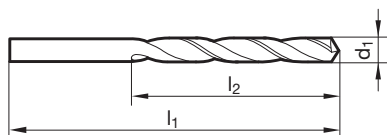


Katalog-Nr. 71128



P	M	K	N	S	H	Arbeitsrichtwerte Seite 180
●	●	○	●	●	●	

- Kegelmantelschliff
- optimal für Drehautomaten



d1 mm	inch	l1 mm	l2 mm	d1 mm	inch	l1 mm	l2 mm
0,550		24,000	7,000	3,450		70,000	39,000
0,600		24,000	7,000	3,500		70,000	39,000
0,650		26,000	8,000	3,550		70,000	39,000
0,750		28,000	9,000	3,600		70,000	39,000
0,800		30,000	10,000	3,700		70,000	39,000
0,850		30,000	10,000	3,750		70,000	39,000
0,900		32,000	11,000	3,800		75,000	43,000
0,950		32,000	11,000	3,850		75,000	43,000
1,000		34,000	12,000	3,900		75,000	43,000
1,050		34,000	12,000	4,000		75,000	43,000
1,100		36,000	14,000	4,100		75,000	43,000
1,200		38,000	16,000	4,150		75,000	43,000
1,250		38,000	16,000	4,200		75,000	43,000
1,300		38,000	16,000	4,300		80,000	47,000
1,400		40,000	18,000	4,350		80,000	47,000
1,450		40,000	18,000	4,400		80,000	47,000
1,500		40,000	18,000	4,450		80,000	47,000
1,550		43,000	20,000	4,500		80,000	47,000
1,600		43,000	20,000	4,550		80,000	47,000
1,700		43,000	20,000	4,600		80,000	47,000
1,750		46,000	22,000	4,700		80,000	47,000
1,800		46,000	22,000	4,800		86,000	52,000
1,850		46,000	22,000	4,850		86,000	52,000
1,900		46,000	22,000	4,900		86,000	52,000
1,950		49,000	24,000	4,950		86,000	52,000
2,000		49,000	24,000	5,000		86,000	52,000
2,100		49,000	24,000	5,100		86,000	52,000
2,150		53,000	27,000	5,200		86,000	52,000
2,200		53,000	27,000	5,300		86,000	52,000
2,250		53,000	27,000	5,400		93,000	57,000
2,300		53,000	27,000	5,500		93,000	57,000
2,400		57,000	30,000	5,600		93,000	57,000
2,450		57,000	30,000	5,700		93,000	57,000
2,500		57,000	30,000	5,800		93,000	57,000
2,550		57,000	30,000	5,900		93,000	57,000
2,600		57,000	30,000	6,000		93,000	57,000
2,700		61,000	33,000	6,100		101,000	63,000
2,800		61,000	33,000	6,200		101,000	63,000
2,850		61,000	33,000	6,300		101,000	63,000
2,900		61,000	33,000	6,400		101,000	63,000
2,950		61,000	33,000	6,500		101,000	63,000
3,000		61,000	33,000	6,600		101,000	63,000
3,100		65,000	36,000	6,700		101,000	63,000
3,150		65,000	36,000	6,800		109,000	69,000
3,250		65,000	36,000	6,900		109,000	69,000
3,300		65,000	36,000	7,000		109,000	69,000
3,350		65,000	36,000	7,100		109,000	69,000
3,400		70,000	39,000	7,200		109,000	69,000

d1 mm	inch	l1 mm	l2 mm	d1 mm	inch	l1 mm	l2 mm
7,300		109,000	69,000	9,800		133,000	87,000
7,400		109,000	69,000	10,000		133,000	87,000
7,500		109,000	69,000	10,200		133,000	87,000
7,600		117,000	75,000	10,500		133,000	87,000
7,700		117,000	75,000	11,000		142,000	94,000
7,800		117,000	75,000	11,500		142,000	94,000
7,900		117,000	75,000	12,000		151,000	101,000
8,000		117,000	75,000	12,500		151,000	101,000
8,500		117,000	75,000	13,000		151,000	101,000
8,600		125,000	81,000				
9,000		125,000	81,000				
9,500		125,000	81,000				

Spiralbohrer mit Zylinderschaft

Spiralbohrer kurz

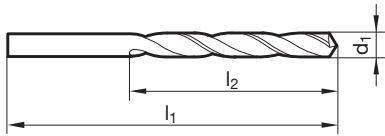


Katalog-Nr. 71129



P	M	K	N	S	H	Arbeitsrichtwerte Seite 180
●	●	○	●	●	●	

- Kegelmantelschliff
- optimal für Drehautomaten



d1 mm	inch	l1 mm	l2 mm	d1 mm	inch	l1 mm	l2 mm
0,500		22,000	6,000	6,600		101,000	63,000
0,550		24,000	7,000	6,700		101,000	63,000
0,600		24,000	7,000	6,800		109,000	69,000
0,650		26,000	8,000	7,000		109,000	69,000
0,700		28,000	9,000	7,100		109,000	69,000
0,750		28,000	9,000	7,400		109,000	69,000
0,900		32,000	11,000	7,500		109,000	69,000
1,000		34,000	12,000	8,000		117,000	75,000
1,250		38,000	16,000	8,100		117,000	75,000
1,550		43,000	20,000	8,200		117,000	75,000
1,650		43,000	20,000	8,300		117,000	75,000
2,150		53,000	27,000	8,700		125,000	81,000
2,200		53,000	27,000	8,800		125,000	81,000
2,300		53,000	27,000	8,900		125,000	81,000
2,500		57,000	30,000	9,000		125,000	81,000
2,650		57,000	30,000	9,500		125,000	81,000
2,700		61,000	33,000	9,600		133,000	87,000
2,850		61,000	33,000	9,800		133,000	87,000
2,950		61,000	33,000	9,900		133,000	87,000
3,000		61,000	33,000	10,000		133,000	87,000
3,100		65,000	36,000	10,600		133,000	87,000
3,300		65,000	36,000	10,700		142,000	94,000
3,550		70,000	39,000	10,800		142,000	94,000
3,600		70,000	39,000	10,900		142,000	94,000
3,950		75,000	43,000	11,000		142,000	94,000
4,000		75,000	43,000	11,100		142,000	94,000
4,250		75,000	43,000	11,200		142,000	94,000
4,500		80,000	47,000	11,500		142,000	94,000
4,550		80,000	47,000	11,700		142,000	94,000
4,600		80,000	47,000	11,800		142,000	94,000
4,650		80,000	47,000	12,000		151,000	101,000
4,700		80,000	47,000	12,100		151,000	101,000
4,800		86,000	52,000	12,200		151,000	101,000
5,000		86,000	52,000	12,300	31/64	151,000	101,000
5,700		93,000	57,000	12,400		151,000	101,000
5,800		93,000	57,000	12,500		151,000	101,000
5,900		93,000	57,000	12,600		151,000	101,000
6,100		101,000	63,000	12,700	1/2	151,000	101,000
6,200		101,000	63,000	12,800		151,000	101,000
6,300		101,000	63,000				
6,400		101,000	63,000				
6,500		101,000	63,000				

Spiralbohrer mit Zylinderschaft

Spiralbohrer kurz

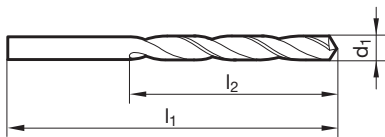


Katalog-Nr. 51158



P	M	K	N	S	H	Arbeitsrichtwerte Seite 184
●	○	○	○			

- Ausspitzung $\geq \varnothing 1,000$
- Kegelmantelschliff
- weite Spannuten
- höhere Verschleißfestigkeit
- besonders für Bohrtiefen über 3xD



d1 mm	inch	l1 mm	l2 mm	d1 mm	inch	l1 mm	l2 mm
1,000		34,000	12,000	5,800		93,000	57,000
1,100		36,000	14,000	5,900		93,000	57,000
1,200		38,000	16,000	6,000		93,000	57,000
1,300		38,000	16,000	6,100		101,000	63,000
1,400		40,000	18,000	6,200		101,000	63,000
1,500		40,000	18,000	6,300		101,000	63,000
1,600		43,000	20,000	6,400		101,000	63,000
1,700		43,000	20,000	6,500		101,000	63,000
1,800		46,000	22,000	6,600		101,000	63,000
1,900		46,000	22,000	6,700		101,000	63,000
2,000		49,000	24,000	6,800		109,000	69,000
2,100		49,000	24,000	6,900		109,000	69,000
2,200		53,000	27,000	7,000		109,000	69,000
2,300		53,000	27,000	7,100		109,000	69,000
2,400		57,000	30,000	7,400		109,000	69,000
2,500		57,000	30,000	7,500		109,000	69,000
2,600		57,000	30,000	7,600		117,000	75,000
2,700		61,000	33,000	7,700		117,000	75,000
2,800		61,000	33,000	7,800		117,000	75,000
2,900		61,000	33,000	7,900		117,000	75,000
3,000		61,000	33,000	8,000		117,000	75,000
3,100		65,000	36,000	8,100		117,000	75,000
3,200		65,000	36,000	8,200		117,000	75,000
3,300		65,000	36,000	8,300		117,000	75,000
3,400		70,000	39,000	8,500		117,000	75,000
3,500		70,000	39,000	8,600		125,000	81,000
3,600		70,000	39,000	8,700		125,000	81,000
3,700		70,000	39,000	8,800		125,000	81,000
3,800		75,000	43,000	8,900		125,000	81,000
3,900		75,000	43,000	9,000		125,000	81,000
4,000		75,000	43,000	9,100		125,000	81,000
4,100		75,000	43,000	9,200		125,000	81,000
4,200		75,000	43,000	9,300		125,000	81,000
4,300		80,000	47,000	9,400		125,000	81,000
4,400		80,000	47,000	9,500		125,000	81,000
4,500		80,000	47,000	9,600		133,000	87,000
4,600		80,000	47,000	9,700		133,000	87,000
4,700		80,000	47,000	9,800		133,000	87,000
4,800		86,000	52,000	9,900		133,000	87,000
4,900		86,000	52,000	10,000		133,000	87,000
5,000		86,000	52,000	10,100		133,000	87,000
5,100		86,000	52,000	10,200		133,000	87,000
5,200		86,000	52,000	10,300		133,000	87,000
5,300		86,000	52,000	10,400		133,000	87,000
5,400		93,000	57,000	10,500		133,000	87,000
5,500		93,000	57,000	10,700		142,000	94,000
5,600		93,000	57,000	10,800		142,000	94,000
5,700		93,000	57,000	11,000		142,000	94,000

d1 mm	inch	l1 mm	l2 mm	d1 mm	inch	l1 mm	l2 mm
11,200		142,000	94,000	13,000		151,000	101,000
11,500		142,000	94,000				
11,700		142,000	94,000				
11,800		142,000	94,000				
12,000		151,000	101,000				
12,500		151,000	101,000				

Spiralbohrer mit Zylinderschaft

Spiralbohrer kurz

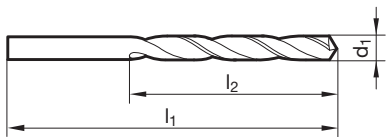


Katalog-Nr. 61232



P	M	K	N	S	H	Arbeitsrichtwerte Seite 184
○	○	●	○			

- Ausspitzung $\geq \varnothing 1,000$
- Kegelmantelschliff
- weite Spannuten
- besonders hohe Stabilität
- besonders hohe Verschleißfestigkeit



d1 mm	inch	l1 mm	l2 mm	d1 mm	inch	l1 mm	l2 mm
1,000		34,000	12,000	5,800		93,000	57,000
1,100		36,000	14,000	5,900		93,000	57,000
1,200		38,000	16,000	6,000		93,000	57,000
1,300		38,000	16,000	6,100		101,000	63,000
1,400		40,000	18,000	6,200		101,000	63,000
1,500		40,000	18,000	6,300		101,000	63,000
1,600		43,000	20,000	6,400		101,000	63,000
1,700		43,000	20,000	6,500		101,000	63,000
1,800		46,000	22,000	6,600		101,000	63,000
1,900		46,000	22,000	6,700		101,000	63,000
2,000		49,000	24,000	6,800		109,000	69,000
2,100		49,000	24,000	6,900		109,000	69,000
2,200		53,000	27,000	7,000		109,000	69,000
2,300		53,000	27,000	7,100		109,000	69,000
2,400		57,000	30,000	7,200		109,000	69,000
2,500		57,000	30,000	7,300		109,000	69,000
2,600		57,000	30,000	7,400		109,000	69,000
2,700		61,000	33,000	7,500		109,000	69,000
2,800		61,000	33,000	7,600		117,000	75,000
2,900		61,000	33,000	7,700		117,000	75,000
3,000		61,000	33,000	7,800		117,000	75,000
3,100		65,000	36,000	7,900		117,000	75,000
3,200		65,000	36,000	8,000		117,000	75,000
3,300		65,000	36,000	8,100		117,000	75,000
3,400		70,000	39,000	8,200		117,000	75,000
3,500		70,000	39,000	8,300		117,000	75,000
3,600		70,000	39,000	8,400		117,000	75,000
3,700		70,000	39,000	8,500		117,000	75,000
3,800		75,000	43,000	8,800		125,000	81,000
3,900		75,000	43,000	9,000		125,000	81,000
4,000		75,000	43,000	9,300		125,000	81,000
4,100		75,000	43,000	9,500		125,000	81,000
4,200		75,000	43,000	9,800		133,000	87,000
4,300		80,000	47,000	10,000		133,000	87,000
4,400		80,000	47,000	10,200		133,000	87,000
4,500		80,000	47,000	10,500		133,000	87,000
4,600		80,000	47,000	11,000		142,000	94,000
4,700		80,000	47,000	11,500		142,000	94,000
4,800		86,000	52,000	12,000		151,000	101,000
4,900		86,000	52,000	12,500		151,000	101,000
5,000		86,000	52,000	13,000		151,000	101,000
5,100		86,000	52,000	13,500		160,000	108,000
5,200		86,000	52,000	14,000		160,000	108,000
5,300		86,000	52,000				
5,400		93,000	57,000				
5,500		93,000	57,000				
5,600		93,000	57,000				
5,700		93,000	57,000				

Spiralbohrer mit Zylinderschaft

Spiralbohrer-Sätze



NX	~5xD	DIN 338	HSS-Co	blank	118°	h8	R	Cyl
P	M	K	N	S	H			
•	•	•	•					

- in Kunststoffbox
- bestehend aus Katalog-Nr. 71221
- Flächenanschliff
- ideal für den Werkstatteinsatz auf stationären Maschinen

Katalog-Nr. 79012

Code-Nr.	d1 mm	steigend um mm	Stück pro Satz
7,014	1,0-13,0	0,5	25
7,018	1,0-10,5	0,5	24

Spiralbohrer mit Zylinderschaft

Spiralbohrer-Sätze



N	~5xD	DIN 338	HSS	dampfbehandelt	118°	h8	R	Cyl
P	M	K	N	S	H			
•		•	•					

- in Kunststoffbox
- bestehend aus Katalog-Nr. 71115
- Kegelmantelanschliff
- blank < 2,36 mm
- Für Monteure und Handwerker stehen Sätze mit den gebräuchlichsten Bohrerabmessungen zur Verfügung, die mit Bakelitständer und Kassetten geliefert werden können. Auf Wunsch sind andere Satz-Zusammenstellungen möglich.

Katalog-Nr. 78879

Code-Nr.	d1 mm	steigend um mm	Stück pro Satz
0,011	1,0-5,0	0,1	41
0,012	5,1-10,0	0,1	50
0,013	1,0-10,0	0,5	19
0,014	1,0-13,0	0,5	25
0,015	1,0-5,9	0,1	50
0,016	6,0-10,0	0,1	41
0,018	1,0-10,5	0,5	24

Spiralbohrer mit Zylinderschaft

Spiralbohrer-Sätze



N	~5xD	DIN 338	HSS	TiN Kopf	118°	h8	R	Cyl
P	M	K	N	S	H			
○		●	○					

- in Kunststoffbox
- bestehend aus Katalog-Nr. 61115
- Kegelmantelschliff
- Für Monteure und Handwerker stehen Sätze mit den gebräuchlichsten Bohrerabmessungen zur Verfügung, die mit Bakelitständer und Kassetten geliefert werden können. Auf Wunsch sind andere Satz-Zusammenstellungen möglich.

Katalog-Nr. 78880

Code-Nr.	d1 mm	steigend um mm	Stück pro Satz
6,013	1,0-10,0	0,5	19
6,014	1,0-13,0	0,5	25

Spiralbohrer mit Zylinderschaft

Spiralbohrer-Sätze



- Bakelitständer

Katalog-Nr. 78877

Code-Nr.	d1 mm
0,111	1,0-5,0
0,112	5,1-10,0
0,113	1,0-10,0
0,114	1,0-13,0

Spiralbohrer mit Zylinderschaft

Spiralbohrer-Sätze



- Kassette

Katalog-Nr. 78878

Code-Nr.	d1 mm	steigend um mm	Stück pro Satz
0,213	1,0-10,0	0,5	19
0,214	1,0-13,0	0,5	25
0,215	1,0-5,9	0,1	50
0,216	6,0-10,0	0,1	41

Spiralbohrer mit Zylinderschaft

Spiralbohrer mit verst. Zylinderschaft



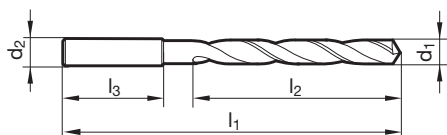
Katalog-Nr. 61120



P	M	K	N	S	H
•	•	•	•		

Arbeitsrichtwerte
Seite 178

- Ausspitzung $\geq \varnothing 2,000$
- Flächenanschliff
- geringe Vorschubkraft notwendig
- geringes Drehmoment notwendig
- höhere Verschleißfestigkeit
- universell einsetzbar
- mit abgesetztem Schaft



d1 mm	d2 mm	l1 mm	l2 mm	l3 mm
2,000	3,000	44,000	12,000	28,000
2,100	3,000	44,000	12,000	28,000
2,200	3,000	45,000	13,000	28,000
2,300	3,000	45,000	13,000	28,000
2,400	3,000	46,000	14,000	28,000
2,500	3,000	46,000	14,000	28,000
2,600	3,000	46,000	14,000	28,000
2,700	3,000	48,000	16,000	28,000
2,800	3,000	48,000	16,000	28,000
2,900	3,000	48,000	16,000	28,000
3,000	3,000	48,000	16,000	28,000
3,100	4,000	50,000	18,000	28,000
3,200	4,000	50,000	18,000	28,000
3,300	4,000	50,000	18,000	28,000
3,400	4,000	52,000	20,000	28,000
3,500	4,000	52,000	20,000	28,000
3,600	4,000	52,000	20,000	28,000
3,700	4,000	52,000	20,000	28,000
3,800	4,000	54,000	22,000	28,000
3,900	4,000	54,000	22,000	28,000
4,000	4,000	54,000	22,000	28,000
4,100	6,000	66,000	22,000	36,000
4,200	6,000	66,000	22,000	36,000
4,300	6,000	68,000	24,000	36,000
4,400	6,000	68,000	24,000	36,000
4,500	6,000	68,000	24,000	36,000
4,600	6,000	68,000	24,000	36,000
4,700	6,000	68,000	24,000	36,000
4,800	6,000	70,000	26,000	36,000
4,900	6,000	70,000	26,000	36,000
5,000	6,000	70,000	26,000	36,000
5,100	6,000	70,000	26,000	36,000
5,200	6,000	70,000	26,000	36,000
5,300	6,000	70,000	26,000	36,000
5,400	6,000	72,000	28,000	36,000
5,500	6,000	72,000	28,000	36,000
5,600	6,000	72,000	28,000	36,000
5,700	6,000	72,000	28,000	36,000
5,800	6,000	72,000	28,000	36,000
5,900	6,000	72,000	28,000	36,000
6,000	6,000	72,000	28,000	36,000
6,100	8,000	75,000	31,000	36,000
6,200	8,000	75,000	31,000	36,000
6,300	8,000	75,000	31,000	36,000
6,400	8,000	75,000	31,000	36,000
6,500	8,000	75,000	31,000	36,000
6,600	8,000	75,000	31,000	36,000
6,700	8,000	75,000	31,000	36,000

d1 mm	d2 mm	l1 mm	l2 mm	l3 mm
6,800	8,000	78,000	34,000	36,000
6,900	8,000	78,000	34,000	36,000
7,000	8,000	78,000	34,000	36,000
7,100	8,000	78,000	34,000	36,000
7,200	8,000	78,000	34,000	36,000
7,300	8,000	78,000	34,000	36,000
7,400	8,000	78,000	34,000	36,000
7,500	8,000	78,000	34,000	36,000
7,600	8,000	81,000	37,000	36,000
7,700	8,000	81,000	37,000	36,000
7,800	8,000	81,000	37,000	36,000
7,900	8,000	81,000	37,000	36,000
8,000	8,000	81,000	37,000	36,000
8,100	10,000	87,000	37,000	40,000
8,200	10,000	87,000	37,000	40,000
8,300	10,000	87,000	37,000	40,000
8,400	10,000	87,000	37,000	40,000
8,500	10,000	87,000	37,000	40,000
8,600	10,000	91,000	40,000	40,000
8,700	10,000	91,000	40,000	40,000
8,800	10,000	91,000	40,000	40,000
8,900	10,000	91,000	40,000	40,000
9,000	10,000	91,000	40,000	40,000
9,100	10,000	91,000	40,000	40,000
9,200	10,000	91,000	40,000	40,000
9,300	10,000	91,000	40,000	40,000
9,400	10,000	91,000	40,000	40,000
9,500	10,000	91,000	40,000	40,000
9,600	10,000	93,000	43,000	40,000
9,700	10,000	93,000	43,000	40,000
9,800	10,000	93,000	43,000	40,000
9,900	10,000	93,000	43,000	40,000
10,000	10,000	93,000	43,000	40,000
10,100	12,000	100,000	43,000	45,000
10,200	12,000	100,000	43,000	45,000
10,300	12,000	100,000	43,000	45,000
10,400	12,000	100,000	43,000	45,000
10,500	12,000	100,000	43,000	45,000
10,600	12,000	100,000	43,000	45,000
10,700	12,000	104,000	47,000	45,000
10,800	12,000	104,000	47,000	45,000
10,900	12,000	104,000	47,000	45,000
11,000	12,000	104,000	47,000	45,000
11,100	12,000	104,000	47,000	45,000
11,200	12,000	104,000	47,000	45,000
11,300	12,000	104,000	47,000	45,000
11,400	12,000	104,000	47,000	45,000
11,500	12,000	104,000	47,000	45,000

d1 mm	d2 mm	l1 mm	l2 mm	l3 mm	d1 mm	d2 mm	l1 mm	l2 mm	l3 mm
11,600	12,000	104,000	47,000	45,000	14,500	16,000	116,000	56,000	48,000
11,700	12,000	104,000	47,000	45,000	15,000	16,000	116,000	56,000	48,000
11,800	12,000	104,000	47,000	45,000	15,500	16,000	118,000	58,000	48,000
11,900	12,000	108,000	51,000	45,000	16,000	16,000	118,000	58,000	48,000
12,000	12,000	108,000	51,000	45,000	16,500	20,000	126,000	60,000	50,000
12,100	16,000	111,000	51,000	48,000	17,000	20,000	126,000	60,000	50,000
12,200	16,000	111,000	51,000	48,000	17,500	20,000	128,000	62,000	50,000
12,300	16,000	111,000	51,000	48,000	18,000	20,000	128,000	62,000	50,000
12,400	16,000	111,000	51,000	48,000	18,500	20,000	130,000	64,000	50,000
12,500	16,000	111,000	51,000	48,000	19,000	20,000	130,000	64,000	50,000
12,600	16,000	111,000	51,000	48,000	19,500	20,000	132,000	66,000	50,000
12,700	16,000	111,000	51,000	48,000	20,000	20,000	132,000	66,000	50,000
12,800	16,000	111,000	51,000	48,000					
12,900	16,000	111,000	51,000	48,000					
13,000	16,000	111,000	51,000	48,000					
13,100	16,000	111,000	51,000	48,000					
13,500	16,000	114,000	54,000	48,000					
14,000	16,000	114,000	54,000	48,000					

Spiralbohrer mit Zylinderschaft

Spiralbohrer mit verst. Zylinderschaft



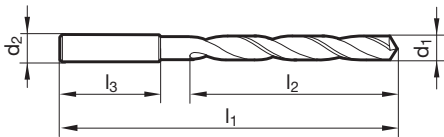
Katalog-Nr. 61121



P	M	K	N	S	H
•	•	•	•		

Arbeitsrichtwerte
Seite 184

- Ausspitzung $\geq \varnothing 2,000$
- Flächenanschliff
- geringe Vorschubkraft notwendig
- geringes Drehmoment notwendig
- höhere Verschleißfestigkeit
- universell einsetzbar
- mit abgesetztem Schaft



d1 mm	d2 mm	l1 mm	l2 mm	l3 mm
2,000	3,000	56,000	24,000	28,000
2,100	3,000	56,000	24,000	28,000
2,200	3,000	59,000	27,000	28,000
2,300	3,000	59,000	27,000	28,000
2,400	3,000	62,000	30,000	28,000
2,500	3,000	62,000	30,000	28,000
2,600	3,000	62,000	30,000	28,000
2,700	3,000	65,000	33,000	28,000
2,800	3,000	65,000	33,000	28,000
2,900	3,000	65,000	33,000	28,000
3,000	3,000	65,000	33,000	28,000
3,100	4,000	68,000	36,000	28,000
3,200	4,000	68,000	36,000	28,000
3,300	4,000	68,000	36,000	28,000
3,400	4,000	71,000	39,000	28,000
3,500	4,000	71,000	39,000	28,000
3,600	4,000	71,000	39,000	28,000
3,700	4,000	71,000	39,000	28,000
3,800	4,000	75,000	43,000	28,000
3,900	4,000	75,000	43,000	28,000
4,000	4,000	75,000	43,000	28,000
4,100	6,000	87,000	43,000	36,000
4,200	6,000	87,000	43,000	36,000
4,300	6,000	91,000	47,000	36,000
4,400	6,000	91,000	47,000	36,000
4,500	6,000	91,000	47,000	36,000
4,600	6,000	91,000	47,000	36,000
4,700	6,000	91,000	47,000	36,000
4,800	6,000	96,000	52,000	36,000
4,900	6,000	96,000	52,000	36,000
5,000	6,000	96,000	52,000	36,000
5,100	6,000	96,000	52,000	36,000
5,200	6,000	96,000	52,000	36,000
5,300	6,000	96,000	52,000	36,000
5,400	6,000	101,000	57,000	36,000
5,500	6,000	101,000	57,000	36,000
5,600	6,000	101,000	57,000	36,000
5,700	6,000	101,000	57,000	36,000
5,800	6,000	101,000	57,000	36,000
5,900	6,000	101,000	57,000	36,000
6,000	6,000	101,000	57,000	36,000
6,100	8,000	107,000	63,000	36,000
6,200	8,000	107,000	63,000	36,000
6,300	8,000	107,000	63,000	36,000
6,400	8,000	107,000	63,000	36,000
6,500	8,000	107,000	63,000	36,000
6,600	8,000	107,000	63,000	36,000
6,700	8,000	107,000	63,000	36,000

d1 mm	d2 mm	l1 mm	l2 mm	l3 mm
6,800	8,000	113,000	69,000	36,000
6,900	8,000	113,000	69,000	36,000
7,000	8,000	113,000	69,000	36,000
7,100	8,000	113,000	69,000	36,000
7,200	8,000	113,000	69,000	36,000
7,300	8,000	113,000	69,000	36,000
7,400	8,000	113,000	69,000	36,000
7,500	8,000	113,000	69,000	36,000
7,600	8,000	119,000	75,000	36,000
7,700	8,000	119,000	75,000	36,000
7,800	8,000	119,000	75,000	36,000
7,900	8,000	119,000	75,000	36,000
8,000	8,000	119,000	75,000	36,000
8,100	10,000	125,000	75,000	40,000
8,200	10,000	125,000	75,000	40,000
8,300	10,000	125,000	75,000	40,000
8,400	10,000	125,000	75,000	40,000
8,500	10,000	125,000	75,000	40,000
8,600	10,000	131,000	81,000	40,000
8,700	10,000	131,000	81,000	40,000
8,800	10,000	131,000	81,000	40,000
8,900	10,000	131,000	81,000	40,000
9,000	10,000	131,000	81,000	40,000
9,100	10,000	131,000	81,000	40,000
9,200	10,000	131,000	81,000	40,000
9,300	10,000	131,000	81,000	40,000
9,400	10,000	131,000	81,000	40,000
9,500	10,000	131,000	81,000	40,000
9,600	10,000	137,000	87,000	40,000
9,700	10,000	137,000	87,000	40,000
9,800	10,000	137,000	87,000	40,000
10,000	10,000	137,000	87,000	40,000
10,100	12,000	144,000	87,000	45,000
10,200	12,000	144,000	87,000	45,000
10,300	12,000	144,000	87,000	45,000
10,400	12,000	144,000	87,000	45,000
10,500	12,000	144,000	87,000	45,000
10,600	12,000	144,000	87,000	45,000
10,700	12,000	151,000	94,000	45,000
10,800	12,000	151,000	94,000	45,000
10,900	12,000	151,000	94,000	45,000
11,000	12,000	151,000	94,000	45,000
11,100	12,000	151,000	94,000	45,000
11,200	12,000	151,000	94,000	45,000
11,300	12,000	151,000	94,000	45,000
11,400	12,000	151,000	94,000	45,000
11,500	12,000	151,000	94,000	45,000
11,600	12,000	151,000	94,000	45,000

d1 mm	d2 mm	l1 mm	l2 mm	l3 mm	d1 mm	d2 mm	l1 mm	l2 mm	l3 mm
11,700	12,000	151,000	94,000	45,000	15,000	16,000	169,000	109,000	48,000
11,800	12,000	151,000	94,000	45,000	15,500	16,000	172,000	112,000	48,000
11,900	12,000	158,000	101,000	45,000	16,000	16,000	172,000	112,000	48,000
12,000	12,000	158,000	101,000	45,000	16,500	20,000	181,000	115,000	50,000
12,100	16,000	161,000	101,000	48,000	17,000	20,000	181,000	115,000	50,000
12,200	16,000	161,000	101,000	48,000	17,500	20,000	184,000	118,000	50,000
12,300	16,000	161,000	101,000	48,000	18,000	20,000	184,000	118,000	50,000
12,400	16,000	161,000	101,000	48,000	18,500	20,000	188,000	122,000	50,000
12,500	16,000	161,000	101,000	48,000	19,000	20,000	188,000	122,000	50,000
12,600	16,000	161,000	101,000	48,000	19,500	20,000	191,000	125,000	50,000
12,700	16,000	161,000	101,000	48,000	20,000	20,000	191,000	125,000	50,000
12,800	16,000	161,000	101,000	48,000					
12,900	16,000	161,000	101,000	48,000					
13,000	16,000	161,000	101,000	48,000					
13,100	16,000	161,000	101,000	48,000					
13,500	16,000	166,000	106,000	48,000					
14,000	16,000	166,000	106,000	48,000					
14,500	16,000	169,000	109,000	48,000					

Spiralbohrer mit Zylinderschaft

Spiralbohrer mit verst. Zylinderschaft

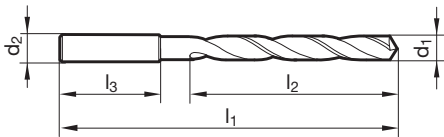


Katalog-Nr. 51132



P	M	K	N	S	H	Arbeitsrichtwerte Seite 184
●		●		○		

- Ausspitzung $\geq \varnothing 2,000$
- Kegelmantelschliff
- besonders hohe Stabilität
- besonders hohe Verschleißfestigkeit
- mit abgesetztem Schaft



d1 mm	d2 mm	l1 mm	l2 mm	l3 mm
2,000	3,000	56,000	24,000	28,000
2,200	3,000	59,000	27,000	28,000
2,500	3,000	62,000	30,000	28,000
3,000	3,000	65,000	33,000	28,000
3,200	4,000	68,000	36,000	28,000
3,300	4,000	68,000	36,000	28,000
3,400	4,000	71,000	39,000	28,000
3,500	4,000	71,000	39,000	28,000
3,700	4,000	71,000	39,000	28,000
3,800	4,000	75,000	43,000	28,000
4,000	4,000	75,000	43,000	28,000
4,200	6,000	87,000	43,000	36,000
4,300	6,000	91,000	47,000	36,000
4,500	6,000	91,000	47,000	36,000
4,600	6,000	91,000	47,000	36,000
4,800	6,000	96,000	52,000	36,000
5,000	6,000	96,000	52,000	36,000
5,100	6,000	96,000	52,000	36,000
5,500	6,000	101,000	57,000	36,000
5,700	6,000	101,000	57,000	36,000
5,800	6,000	101,000	57,000	36,000
6,000	6,000	101,000	57,000	36,000
6,500	8,000	107,000	63,000	36,000
6,800	8,000	113,000	69,000	36,000


d1 mm	d2 mm	l1 mm	l2 mm	l3 mm
6,900	8,000	113,000	69,000	36,000
7,000	8,000	113,000	69,000	36,000
7,400	8,000	113,000	69,000	36,000
7,500	8,000	113,000	69,000	36,000
7,800	8,000	119,000	75,000	36,000
8,000	8,000	119,000	75,000	36,000
8,500	10,000	125,000	75,000	40,000
8,600	10,000	131,000	81,000	40,000
8,800	10,000	131,000	81,000	40,000
9,000	10,000	131,000	81,000	40,000
9,300	10,000	131,000	81,000	40,000
9,500	10,000	131,000	81,000	40,000
10,000	10,000	137,000	87,000	40,000
10,200	12,000	144,000	87,000	45,000
10,300	12,000	144,000	87,000	45,000
10,500	12,000	144,000	87,000	45,000
11,000	12,000	151,000	94,000	45,000
11,200	12,000	151,000	94,000	45,000
11,500	12,000	151,000	94,000	45,000
12,000	12,000	158,000	101,000	45,000
12,100	14,000	161,000	101,000	45,000
12,500	14,000	161,000	101,000	45,000
13,000	14,000	161,000	101,000	45,000

Spiralbohrer mit Zylinderschaft

Spiralbohrer kurz, Schaft-Ø 16,0 mm

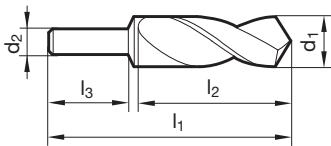


Katalog-Nr. 71168



Arbeitsrichtwerte
Seite 176

- mit Einheitsschaft
- für Umarbeiten wie z. B. Durchmesserkorrektur, Stufenanschliff, Formanschliff
- ohne Spitzenanschliff, nicht schneidend



d1 mm	l1 mm	l2 mm
16,000	130,000	88,000
16,500	130,000	88,000
17,000	130,000	88,000
17,500	130,000	88,000
18,000	130,000	88,000
19,000	130,000	88,000
20,000	130,000	88,000
20,500	130,000	88,000
21,000	130,000	88,000
21,500	130,000	88,000
22,000	130,000	88,000
23,000	130,000	88,000


d1 mm	l1 mm	l2 mm
24,000	130,000	88,000
24,500	130,000	88,000
25,000	130,000	88,000
25,500	140,000	98,000
26,000	140,000	98,000
27,000	140,000	98,000
28,000	140,000	98,000
30,000	140,000	98,000

Spiralbohrer mit Zylinderschaft

Spiralbohrer kurz, Schaft-Ø 25,4 mm

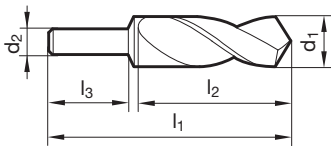


Katalog-Nr. 71169



Arbeitsrichtwerte
Seite 176

- mit Einheitsschaft
- für Umarbeiten wie z. B. Durchmesserkorrektur, Stufenanschliff, Formanschliff
- ohne Spitzenanschliff, nicht schneidend



d1 mm	l1 mm	l2 mm
28,000	140,000	93,000
30,000	140,000	93,000
32,000	140,000	93,000
36,000	140,000	93,000
40,000	140,000	93,000

d1 mm	l1 mm	l2 mm

Spiralbohrer mit Zylinderschaft

Bohrbuchsenbohrer

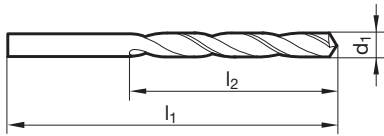


Katalog-Nr. 71130



P	M	K	N	S	H	Arbeitsrichtwerte Seite 186
•		•	•			

- Ausspitzung $\geq \varnothing 1,000$
- Kegelmantelschliff
- zum Bohren durch Bohrbuchsen
- ab $\varnothing 3$ mm mit Mitnehmer nach DIN 1809
- blank < 2,36 mm



d1 mm	l1 mm	l2 mm	d1 mm	l1 mm	l2 mm
1,000	48,000	26,000	7,700	142,000	100,000
1,150	50,000	28,000	7,800	142,000	100,000
1,200	52,000	30,000	7,900	142,000	100,000
1,350	55,000	33,000	8,000	142,000	100,000
1,500	55,000	33,000	8,100	142,000	100,000
1,850	62,000	38,000	8,200	142,000	100,000
2,000	66,000	41,000	8,300	142,000	100,000
2,300	70,000	44,000	8,500	142,000	100,000
2,500	74,000	47,000	8,700	151,000	107,000
2,600	74,000	47,000	8,800	151,000	107,000
2,800	79,000	51,000	9,000	151,000	107,000
2,850	79,000	51,000	9,100	151,000	107,000
2,900	79,000	51,000	9,200	151,000	107,000
3,100	84,000	55,000	9,300	151,000	107,000
3,200	84,000	55,000	9,400	151,000	107,000
3,400	91,000	60,000	9,500	151,000	107,000
3,800	96,000	64,000	9,600	162,000	116,000
3,900	96,000	64,000	9,900	162,000	116,000
4,000	96,000	64,000	10,000	162,000	116,000
4,100	96,000	64,000	10,200	162,000	116,000
4,300	102,000	69,000	10,500	162,000	116,000
4,400	102,000	69,000	11,000	173,000	125,000
4,500	102,000	69,000	11,200	173,000	125,000
4,600	102,000	69,000	11,800	173,000	125,000
4,700	102,000	69,000	12,000	184,000	134,000
4,800	108,000	74,000	12,200	184,000	134,000
4,900	108,000	74,000	12,500	184,000	134,000
5,000	108,000	74,000	13,000	184,000	134,000
5,100	108,000	74,000	13,500	194,000	142,000
5,400	116,000	80,000	14,000	194,000	142,000
5,600	116,000	80,000	14,500	202,000	147,000
5,700	116,000	80,000	15,000	202,000	147,000
5,800	116,000	80,000	16,000	211,000	153,000
5,900	116,000	80,000	17,000	218,000	159,000
6,000	116,000	80,000	17,500	226,000	165,000
6,100	124,000	86,000	18,000	226,000	165,000
6,200	124,000	86,000	18,500	234,000	171,000
6,400	124,000	86,000	19,000	234,000	171,000
6,500	124,000	86,000	19,200	242,000	177,000
6,600	124,000	86,000	19,500	242,000	177,000
6,800	133,000	93,000			
7,000	133,000	93,000			
7,100	133,000	93,000			
7,200	133,000	93,000			
7,300	133,000	93,000			
7,400	133,000	93,000			
7,500	133,000	93,000			
7,600	142,000	100,000			

Spiralbohrer mit Zylinderschaft

Spiralbohrer lang



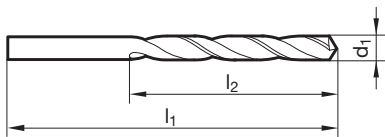
Katalog-Nr. 71136



P	M	K	N	S	H
•		•	•		

Arbeitsrichtwerte
Seite 186

- Ausspitzung $\geq \varnothing 1,000$
- Kegelmantelschliff
- für tiefe Bohrungen
- zum Bohren durch Bohrbuchsen



d1 mm	inch	l1 mm	l2 mm	d1 mm	inch	l1 mm	l2 mm
0,500		32,000	12,000	5,400		139,000	91,000
0,600		35,000	15,000	5,500		139,000	91,000
0,700		42,000	21,000	5,600		139,000	91,000
0,800		46,000	25,000	5,700		139,000	91,000
0,900		51,000	29,000	5,800		139,000	91,000
1,000		56,000	33,000	5,900		139,000	91,000
1,050		56,000	33,000	6,000		139,000	91,000
1,100		60,000	37,000	6,200		148,000	97,000
1,200		65,000	41,000	6,300		148,000	97,000
1,250		65,000	41,000	6,400		148,000	97,000
1,300		65,000	41,000	6,500		148,000	97,000
1,500		70,000	45,000	6,600		148,000	97,000
1,550		76,000	50,000	6,700		148,000	97,000
1,600		76,000	50,000	6,800		156,000	102,000
1,650		76,000	50,000	6,900		156,000	102,000
1,800		80,000	53,000	7,000		156,000	102,000
1,850		80,000	53,000	7,100		156,000	102,000
1,900		80,000	53,000	7,500		156,000	102,000
1,950		85,000	56,000	7,600		165,000	109,000
2,000		85,000	56,000	8,000		165,000	109,000
2,400		95,000	62,000	8,100		165,000	109,000
2,500		95,000	62,000	8,200		165,000	109,000
2,600		95,000	62,000	8,500		165,000	109,000
2,700		100,000	66,000	8,700		175,000	115,000
2,900		100,000	66,000	8,800		175,000	115,000
3,000		100,000	66,000	8,900		175,000	115,000
3,200		106,000	69,000	9,000		175,000	115,000
3,300		106,000	69,000	9,100		175,000	115,000
3,400		112,000	73,000	9,200		175,000	115,000
3,500		112,000	73,000	9,300		175,000	115,000
3,600		112,000	73,000	9,500		175,000	115,000
3,700		112,000	73,000	9,600		184,000	121,000
3,800		119,000	78,000	9,700		184,000	121,000
3,900		119,000	78,000	9,900		184,000	121,000
4,000		119,000	78,000	10,000		184,000	121,000
4,100		119,000	78,000	10,200		184,000	121,000
4,200		119,000	78,000	10,500		184,000	121,000
4,300		126,000	82,000	11,000		195,000	128,000
4,400		126,000	82,000	11,500		195,000	128,000
4,500		126,000	82,000	12,000		205,000	134,000
4,600		126,000	82,000	12,500		205,000	134,000
4,700		126,000	82,000	13,000		205,000	134,000
4,800		132,000	87,000	13,500		214,000	140,000
4,900		132,000	87,000	14,500		220,000	144,000
5,000		132,000	87,000	15,000		220,000	144,000
5,100		132,000	87,000	15,500		227,000	149,000
5,200		132,000	87,000	16,000		227,000	149,000
5,300		132,000	87,000	16,500		235,000	154,000

Spiralbohrer mit Zylinderschaft

Spiralbohrer lang

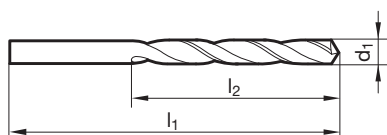


Katalog-Nr. 71135



P	M	K	N	S	H	Arbeitsrichtwerte Seite 186
•		•	•			

- Ausspitzung $\geq \varnothing 1,800$
- Kegelmantelschliff
- für tiefe Bohrungen
- zum Bohren durch Bohrbuchsen
- blank $< 2,36$ mm



d1 mm	inch	l1 mm	l2 mm	d1 mm	inch	l1 mm	l2 mm
1,800		80,000	53,000	6,250		148,000	97,000
2,000		85,000	56,000	6,300		148,000	97,000
2,050		85,000	56,000	6,400		148,000	97,000
2,100		85,000	56,000	6,500		148,000	97,000
2,300		90,000	59,000	6,600		148,000	97,000
2,400		95,000	62,000	6,700		148,000	97,000
2,500		95,000	62,000	6,800		156,000	102,000
2,600		95,000	62,000	6,900		156,000	102,000
2,800		100,000	66,000	7,000		156,000	102,000
3,000		100,000	66,000	7,100		156,000	102,000
3,050		106,000	69,000	7,200		156,000	102,000
3,100		106,000	69,000	7,250		156,000	102,000
3,200		106,000	69,000	7,300		156,000	102,000
3,250		106,000	69,000	7,400		156,000	102,000
3,300		106,000	69,000	7,500		156,000	102,000
3,400		112,000	73,000	7,600		165,000	109,000
3,500		112,000	73,000	7,700		165,000	109,000
3,550		112,000	73,000	7,800		165,000	109,000
3,600		112,000	73,000	7,900		165,000	109,000
3,700		112,000	73,000	8,000		165,000	109,000
3,800		119,000	78,000	8,100		165,000	109,000
3,850		119,000	78,000	8,200		165,000	109,000
3,900		119,000	78,000	8,300		165,000	109,000
4,000		119,000	78,000	8,400		165,000	109,000
4,100		119,000	78,000	8,500		165,000	109,000
4,200		119,000	78,000	8,600		175,000	115,000
4,250		119,000	78,000	8,700		175,000	115,000
4,300		126,000	82,000	8,750		175,000	115,000
4,500		126,000	82,000	8,800		175,000	115,000
4,600		126,000	82,000	8,900		175,000	115,000
4,650		126,000	82,000	9,000		175,000	115,000
4,750		126,000	82,000	9,100		175,000	115,000
4,800		132,000	87,000	9,200		175,000	115,000
4,850		132,000	87,000	9,300		175,000	115,000
4,900		132,000	87,000	9,400		175,000	115,000
5,000		132,000	87,000	9,500		175,000	115,000
5,100		132,000	87,000	9,600		184,000	121,000
5,200		132,000	87,000	9,700		184,000	121,000
5,300		132,000	87,000	9,800		184,000	121,000
5,400		139,000	91,000	9,900		184,000	121,000
5,500		139,000	91,000	10,000		184,000	121,000
5,600		139,000	91,000	10,100		184,000	121,000
5,700		139,000	91,000	10,200		184,000	121,000
5,800		139,000	91,000	10,250		184,000	121,000
5,900		139,000	91,000	10,300		184,000	121,000
6,000		139,000	91,000	10,400		184,000	121,000
6,100		148,000	97,000	10,500		184,000	121,000
6,200		148,000	97,000	10,600		184,000	121,000

d1 mm	inch	l1 mm	l2 mm	d1 mm	inch	l1 mm	l2 mm
10,700		195,000	128,000	15,000		220,000	144,000
10,800		195,000	128,000	15,500		227,000	149,000
10,900		195,000	128,000	16,000		227,000	149,000
11,000		195,000	128,000	17,000		235,000	154,000
11,500		195,000	128,000	18,000		241,000	158,000
11,750		195,000	128,000	20,000		254,000	166,000
12,000		205,000	134,000				
12,500		205,000	134,000				
13,000		205,000	134,000				
13,500		214,000	140,000				
14,000		214,000	140,000				
14,500		220,000	144,000				

Spiralbohrer mit Zylinderschaft

Spiralbohrer lang



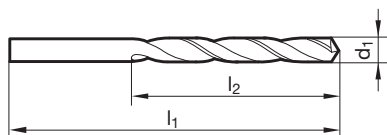
Katalog-Nr. 61136



P	M	K	N	S	H
●		●	○		

Arbeitsrichtwerte
Seite 186

- Ausspitzung $\geq \varnothing 1,000$
- Kegelmantelschliff
- für tiefe Bohrungen
- zum Bohren durch Bohrbuchsen
- höhere Verschleißfestigkeit



d1 mm	inch	l1 mm	l2 mm	d1 mm	inch	l1 mm	l2 mm
1,000		56,000	33,000	5,800		139,000	91,000
1,100		60,000	37,000	5,900		139,000	91,000
1,200		65,000	41,000	6,000		139,000	91,000
1,300		65,000	41,000	6,100		148,000	97,000
1,400		70,000	45,000	6,200		148,000	97,000
1,500		70,000	45,000	6,300		148,000	97,000
1,600		76,000	50,000	6,400		148,000	97,000
1,700		76,000	50,000	6,500		148,000	97,000
1,800		80,000	53,000	6,600		148,000	97,000
1,900		80,000	53,000	6,700		148,000	97,000
2,000		85,000	56,000	6,800		156,000	102,000
2,100		85,000	56,000	6,900		156,000	102,000
2,200		90,000	59,000	7,000		156,000	102,000
2,300		90,000	59,000	7,100		156,000	102,000
2,400		95,000	62,000	7,200		156,000	102,000
2,500		95,000	62,000	7,300		156,000	102,000
2,600		95,000	62,000	7,400		156,000	102,000
2,700		100,000	66,000	7,500		156,000	102,000
2,800		100,000	66,000	7,600		165,000	109,000
2,900		100,000	66,000	7,700		165,000	109,000
3,000		100,000	66,000	7,800		165,000	109,000
3,100		106,000	69,000	7,900		165,000	109,000
3,200		106,000	69,000	8,000		165,000	109,000
3,300		106,000	69,000	8,100		165,000	109,000
3,400		112,000	73,000	8,200		165,000	109,000
3,500		112,000	73,000	8,300		165,000	109,000
3,600		112,000	73,000	8,400		165,000	109,000
3,700		112,000	73,000	8,500		165,000	109,000
3,800		119,000	78,000	8,600		175,000	115,000
3,900		119,000	78,000	8,700		175,000	115,000
4,000		119,000	78,000	8,800		175,000	115,000
4,100		119,000	78,000	8,900		175,000	115,000
4,200		119,000	78,000	9,000		175,000	115,000
4,300		126,000	82,000	9,100		175,000	115,000
4,400		126,000	82,000	9,200		175,000	115,000
4,500		126,000	82,000	9,300		175,000	115,000
4,600		126,000	82,000	9,400		175,000	115,000
4,700		126,000	82,000	9,500		175,000	115,000
4,800		132,000	87,000	9,600		184,000	121,000
4,900		132,000	87,000	9,700		184,000	121,000
5,000		132,000	87,000	9,800		184,000	121,000
5,100		132,000	87,000	9,900		184,000	121,000
5,200		132,000	87,000	10,000		184,000	121,000
5,300		132,000	87,000	10,200		184,000	121,000
5,400		139,000	91,000	10,500		184,000	121,000
5,500		139,000	91,000	10,800		195,000	128,000
5,600		139,000	91,000	11,000		195,000	128,000
5,700		139,000	91,000	11,500		195,000	128,000

d1 mm	inch	l1 mm	l2 mm	d1 mm	inch	l1 mm	l2 mm
12,000		205,000	134,000	15,000		220,000	144,000
12,500		205,000	134,000	15,500		227,000	149,000
13,000		205,000	134,000	16,000		227,000	149,000
13,500		214,000	140,000				
14,000		214,000	140,000				
14,500		220,000	144,000				

Spiralbohrer mit Zylinderschaft

Spiralbohrer lang

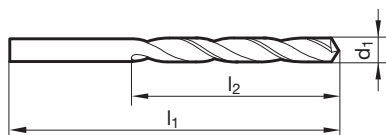


Katalog-Nr. 71222



P	M	K	N	S	H	Arbeitsrichtwerte Seite 184
•	•	•	•			

- Ausspitzung $\geq \varnothing 1,000$
- Flächenanschliff
- geringe Vorschubkraft notwendig
- geringes Drehmoment notwendig
- universell einsetzbar



d1 mm	inch	l1 mm	l2 mm	d1 mm	inch	l1 mm	l2 mm
1,000		56,000	33,000	5,800		139,000	91,000
1,100		60,000	37,000	5,900		139,000	91,000
1,200		65,000	41,000	6,000		139,000	91,000
1,300		65,000	41,000	6,100		148,000	97,000
1,400		70,000	45,000	6,200		148,000	97,000
1,500		70,000	45,000	6,300		148,000	97,000
1,600		76,000	50,000	6,400		148,000	97,000
1,700		76,000	50,000	6,500		148,000	97,000
1,800		80,000	53,000	6,600		148,000	97,000
1,900		80,000	53,000	6,700		148,000	97,000
2,000		85,000	56,000	6,800		156,000	102,000
2,100		85,000	56,000	6,900		156,000	102,000
2,200		90,000	59,000	7,000		156,000	102,000
2,300		90,000	59,000	7,100		156,000	102,000
2,400		95,000	62,000	7,200		156,000	102,000
2,500		95,000	62,000	7,300		156,000	102,000
2,600		95,000	62,000	7,400		156,000	102,000
2,700		100,000	66,000	7,500		156,000	102,000
2,800		100,000	66,000	7,600		165,000	109,000
2,900		100,000	66,000	7,700		165,000	109,000
3,000		100,000	66,000	7,800		165,000	109,000
3,100		106,000	69,000	7,900		165,000	109,000
3,200		106,000	69,000	8,000		165,000	109,000
3,300		106,000	69,000	8,100		165,000	109,000
3,400		112,000	73,000	8,200		165,000	109,000
3,500		112,000	73,000	8,300		165,000	109,000
3,600		112,000	73,000	8,400		165,000	109,000
3,700		112,000	73,000	8,500		165,000	109,000
3,800		119,000	78,000	8,600		175,000	115,000
3,900		119,000	78,000	8,700		175,000	115,000
4,000		119,000	78,000	8,800		175,000	115,000
4,100		119,000	78,000	8,900		175,000	115,000
4,200		119,000	78,000	9,000		175,000	115,000
4,300		126,000	82,000	9,100		175,000	115,000
4,400		126,000	82,000	9,200		175,000	115,000
4,500		126,000	82,000	9,300		175,000	115,000
4,600		126,000	82,000	9,400		175,000	115,000
4,700		126,000	82,000	9,500		175,000	115,000
4,800		132,000	87,000	9,600		184,000	121,000
4,900		132,000	87,000	9,700		184,000	121,000
5,000		132,000	87,000	9,800		184,000	121,000
5,100		132,000	87,000	9,900		184,000	121,000
5,200		132,000	87,000	10,000		184,000	121,000
5,300		132,000	87,000	10,100		184,000	121,000
5,400		139,000	91,000	10,200		184,000	121,000
5,500		139,000	91,000	10,300		184,000	121,000
5,600		139,000	91,000	10,400		184,000	121,000
5,700		139,000	91,000	10,500		184,000	121,000

d1 mm	inch	l1 mm	l2 mm	d1 mm	inch	l1 mm	l2 mm
11,000		195,000	128,000	14,000		214,000	140,000
11,500		195,000	128,000				
12,000		205,000	134,000				
12,500		205,000	134,000				
13,000		205,000	134,000				
13,500		214,000	140,000				

Spiralbohrer mit Zylinderschaft

Spiralbohrer lang



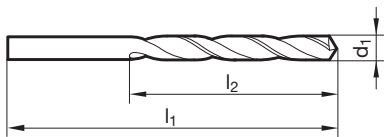
Katalog-Nr. 61222



P	M	K	N	S	H
•	•	•	•		

Arbeitsrichtwerte
Seite 184

- Ausspitzung $\geq \varnothing 1,000$
- Flächenanschliff
- geringes Drehmoment notwendig
- geringe Vorschubkraft notwendig
- höhere Verschleißfestigkeit
- universell einsetzbar



d1 mm	inch	l1 mm	l2 mm	d1 mm	inch	l1 mm	l2 mm
1,000		56,000	33,000	5,800		139,000	91,000
1,100		60,000	37,000	5,900		139,000	91,000
1,200		65,000	41,000	6,000		139,000	91,000
1,300		65,000	41,000	6,100		148,000	97,000
1,400		70,000	45,000	6,200		148,000	97,000
1,500		70,000	45,000	6,300		148,000	97,000
1,600		76,000	50,000	6,400		148,000	97,000
1,700		76,000	50,000	6,500		148,000	97,000
1,800		80,000	53,000	6,600		148,000	97,000
1,900		80,000	53,000	6,700		148,000	97,000
2,000		85,000	56,000	6,800		156,000	102,000
2,100		85,000	56,000	6,900		156,000	102,000
2,200		90,000	59,000	7,000		156,000	102,000
2,300		90,000	59,000	7,100		156,000	102,000
2,400		95,000	62,000	7,200		156,000	102,000
2,500		95,000	62,000	7,300		156,000	102,000
2,600		95,000	62,000	7,400		156,000	102,000
2,700		100,000	66,000	7,500		156,000	102,000
2,800		100,000	66,000	7,600		165,000	109,000
2,900		100,000	66,000	7,700		165,000	109,000
3,000		100,000	66,000	7,800		165,000	109,000
3,100		106,000	69,000	7,900		165,000	109,000
3,200		106,000	69,000	8,000		165,000	109,000
3,300		106,000	69,000	8,100		165,000	109,000
3,400		112,000	73,000	8,200		165,000	109,000
3,500		112,000	73,000	8,300		165,000	109,000
3,600		112,000	73,000	8,400		165,000	109,000
3,700		112,000	73,000	8,500		165,000	109,000
3,800		119,000	78,000	8,600		175,000	115,000
3,900		119,000	78,000	8,700		175,000	115,000
4,000		119,000	78,000	8,800		175,000	115,000
4,100		119,000	78,000	8,900		175,000	115,000
4,200		119,000	78,000	9,000		175,000	115,000
4,300		126,000	82,000	9,100		175,000	115,000
4,400		126,000	82,000	9,200		175,000	115,000
4,500		126,000	82,000	9,300		175,000	115,000
4,600		126,000	82,000	9,400		175,000	115,000
4,700		126,000	82,000	9,500		175,000	115,000
4,800		132,000	87,000	9,600		184,000	121,000
4,900		132,000	87,000	9,700		184,000	121,000
5,000		132,000	87,000	9,800		184,000	121,000
5,100		132,000	87,000	9,900		184,000	121,000
5,200		132,000	87,000	10,000		184,000	121,000
5,300		132,000	87,000	10,100		184,000	121,000
5,400		139,000	91,000	10,200		184,000	121,000
5,500		139,000	91,000	10,300		184,000	121,000
5,600		139,000	91,000	10,400		184,000	121,000
5,700		139,000	91,000	10,500		184,000	121,000

d1 mm	inch	l1 mm	l2 mm	d1 mm	inch	l1 mm	l2 mm
11,000		195,000	128,000	14,000		214,000	140,000
11,500		195,000	128,000				
12,000		205,000	134,000				
12,500		205,000	134,000				
13,000		205,000	134,000				
13,500		214,000	140,000				

Spiralbohrer mit Zylinderschaft

Spiralbohrer lang



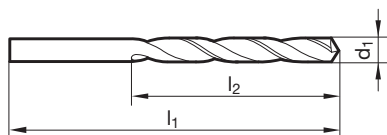
Katalog-Nr. 71225



P	M	K	N	S	H
•	•		•	•	

Arbeitsrichtwerte
Seite 186

- Ausspitzung $\geq \varnothing 1,000$
- Kegelmantelschliff
- höhere Verschleißfestigkeit
- vorzugsweise für Titan und Titanlegierungen
- bedingt für Hastelloy, Inconel, Nimonic



d1 mm	inch	l1 mm	l2 mm	d1 mm	inch	l1 mm	l2 mm
1,000		56,000	33,000	6,000		139,000	91,000
1,100		60,000	37,000	6,100		148,000	97,000
1,200		65,000	41,000	6,200		148,000	97,000
1,300		65,000	41,000	6,300		148,000	97,000
1,400		70,000	45,000	6,400		148,000	97,000
1,500		70,000	45,000	6,500		148,000	97,000
1,600		76,000	50,000	6,600		148,000	97,000
1,700		76,000	50,000	6,700		148,000	97,000
1,800		80,000	53,000	6,800		156,000	102,000
2,000		85,000	56,000	6,900		156,000	102,000
2,200		90,000	59,000	7,000		156,000	102,000
2,300		90,000	59,000	7,100		156,000	102,000
2,500		95,000	62,000	7,200		156,000	102,000
2,600		95,000	62,000	7,300		156,000	102,000
2,700		100,000	66,000	7,400		156,000	102,000
3,000		100,000	66,000	7,500		156,000	102,000
3,100		106,000	69,000	7,600		165,000	109,000
3,200		106,000	69,000	7,800		165,000	109,000
3,300		106,000	69,000	7,900		165,000	109,000
3,400		112,000	73,000	8,000		165,000	109,000
3,500		112,000	73,000	8,100		165,000	109,000
3,600		112,000	73,000	8,200		165,000	109,000
3,700		112,000	73,000	8,300		165,000	109,000
3,800		119,000	78,000	8,500		165,000	109,000
3,900		119,000	78,000	9,000		175,000	115,000
4,000		119,000	78,000	9,500		175,000	115,000
4,100		119,000	78,000	10,000		184,000	121,000
4,200		119,000	78,000	10,200		184,000	121,000
4,300		126,000	82,000	10,500		184,000	121,000
4,400		126,000	82,000	11,000		195,000	128,000
4,500		126,000	82,000	12,000		205,000	134,000
4,600		126,000	82,000	13,000		205,000	134,000
4,700		126,000	82,000				
4,800		132,000	87,000				
5,000		132,000	87,000				
5,200		132,000	87,000				
5,300		132,000	87,000				
5,400		139,000	91,000				
5,500		139,000	91,000				
5,600		139,000	91,000				
5,700		139,000	91,000				
5,800		139,000	91,000				

Spiralbohrer mit Zylinderschaft

Spiralbohrer lang



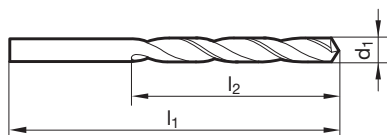
Katalog-Nr. 71150



P	M	K	N	S	H
●		●	○		

Arbeitsrichtwerte
Seite 186

- Ausspitzung $\geq \varnothing 1,500$
- Kegelmantelschliff
- weite Spannuten



d1 mm	inch	l1 mm	l2 mm	d1 mm	inch	l1 mm	l2 mm
1,500		70,000	45,000	6,100		148,000	97,000
1,600		76,000	50,000	6,200		148,000	97,000
1,700		76,000	50,000	6,300		148,000	97,000
1,750		80,000	53,000	6,400		148,000	97,000
1,800		80,000	53,000	6,500		148,000	97,000
1,900		80,000	53,000	6,600		148,000	97,000
2,000		85,000	56,000	6,700		148,000	97,000
2,050		85,000	56,000	6,800		156,000	102,000
2,100		85,000	56,000	6,900		156,000	102,000
2,200		90,000	59,000	7,000		156,000	102,000
2,300		90,000	59,000	7,100		156,000	102,000
2,400		95,000	62,000	7,200		156,000	102,000
2,500		95,000	62,000	7,300		156,000	102,000
2,600		95,000	62,000	7,400		156,000	102,000
2,700		100,000	66,000	7,500		156,000	102,000
2,800		100,000	66,000	7,600		165,000	109,000
2,900		100,000	66,000	7,700		165,000	109,000
3,000		100,000	66,000	7,800		165,000	109,000
3,100		106,000	69,000	7,900		165,000	109,000
3,200		106,000	69,000	8,000		165,000	109,000
3,300		106,000	69,000	8,100		165,000	109,000
3,400		112,000	73,000	8,200		165,000	109,000
3,500		112,000	73,000	8,300		165,000	109,000
3,600		112,000	73,000	8,400		165,000	109,000
3,700		112,000	73,000	8,500		165,000	109,000
3,800		119,000	78,000	8,600		175,000	115,000
3,900		119,000	78,000	8,700		175,000	115,000
4,000		119,000	78,000	8,800		175,000	115,000
4,100		119,000	78,000	8,900		175,000	115,000
4,200		119,000	78,000	9,000		175,000	115,000
4,300		126,000	82,000	9,100		175,000	115,000
4,400		126,000	82,000	9,200		175,000	115,000
4,500		126,000	82,000	9,300		175,000	115,000
4,600		126,000	82,000	9,400		175,000	115,000
4,700		126,000	82,000	9,500		175,000	115,000
4,800		132,000	87,000	9,600		184,000	121,000
4,900		132,000	87,000	9,700		184,000	121,000
5,000		132,000	87,000	9,800		184,000	121,000
5,100		132,000	87,000	9,900		184,000	121,000
5,200		132,000	87,000	10,000		184,000	121,000
5,300		132,000	87,000	10,200		184,000	121,000
5,400		139,000	91,000	10,500		184,000	121,000
5,500		139,000	91,000	11,000		195,000	128,000
5,600		139,000	91,000	11,500		195,000	128,000
5,700		139,000	91,000	12,000		205,000	134,000
5,800		139,000	91,000				
5,900		139,000	91,000				
6,000		139,000	91,000				

Spiralbohrer mit Zylinderschaft

Spiralbohrer lang



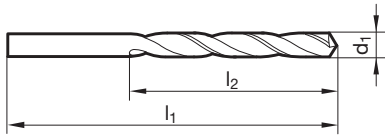
Katalog-Nr. 71152



P	M	K	N	S	H
●		●	○		

Arbeitsrichtwerte
Seite 186

- Ausspitzung $\geq \varnothing 1,500$
- Kegelmantelschliff
- weite Spannuten



d1 mm	inch	l1 mm	l2 mm
1,500		70,000	45,000
1,600		76,000	50,000
1,900		80,000	53,000
2,400		95,000	62,000
2,500		95,000	62,000
2,700		100,000	66,000
2,900		100,000	66,000
3,000		100,000	66,000
3,300		106,000	69,000
3,400		112,000	73,000
3,500		112,000	73,000
4,000		119,000	78,000
4,200		119,000	78,000
4,500		126,000	82,000
5,000		132,000	87,000
6,000		139,000	91,000
6,600		148,000	97,000
6,800		156,000	102,000

d1 mm	inch	l1 mm	l2 mm
7,000		156,000	102,000
8,000		165,000	109,000
9,000		175,000	115,000
10,000		184,000	121,000
10,200		184,000	121,000
11,000		195,000	128,000
12,000		205,000	134,000
13,000		205,000	134,000

Spiralbohrer mit Zylinderschaft

Spiralbohrer lang



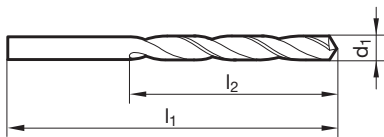
Katalog-Nr. 61150



P	M	K	N	S	H
●		●	○		

Arbeitsrichtwerte
Seite 186

- Ausspitzung $\geq \varnothing 2,000$
- Kegelmantelschliff
- weite Spannuten
- höherer Verschleißschutz



d1 mm	inch	l1 mm	l2 mm
2,000		85,000	56,000
2,500		95,000	62,000
3,000		100,000	66,000
3,300		106,000	69,000
3,500		112,000	73,000
4,000		119,000	78,000
4,200		119,000	78,000
4,500		126,000	82,000
5,000		132,000	87,000
5,500		139,000	91,000
6,000		139,000	91,000
8,000		165,000	109,000

d1 mm	inch	l1 mm	l2 mm
8,500		165,000	109,000
10,000		184,000	121,000
10,200		184,000	121,000
12,000		205,000	134,000

Spiralbohrer mit Zylinderschaft

Spiralbohrer lang

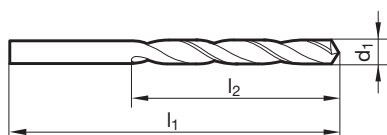


Katalog-Nr. 71154



P	M	K	N	S	H	Arbeitsrichtwerte Seite 186
●		●	○			

- Ausspitzung $\geq \varnothing 1,500$
- Kegelmantelschliff
- weite Spannuten
- besonders hohe Stabilität



d1 mm	inch	l1 mm	l2 mm	d1 mm	inch	l1 mm	l2 mm
1,500		70,000	45,000	3,600		112,000	73,000
1,590	1/16	76,000	50,000	3,660		112,000	73,000
1,600		76,000	50,000	3,700		112,000	73,000
1,610		76,000	50,000	3,730		112,000	73,000
1,700		76,000	50,000	3,800		119,000	78,000
1,750		80,000	53,000	3,860		119,000	78,000
1,780		80,000	53,000	3,900		119,000	78,000
1,800		80,000	53,000	3,910		119,000	78,000
1,850		80,000	53,000	3,970	5/32	119,000	78,000
1,900		80,000	53,000	3,990		119,000	78,000
1,930		85,000	56,000	4,000		119,000	78,000
1,980	5/64	85,000	56,000	4,040		119,000	78,000
1,990		85,000	56,000	4,090		119,000	78,000
2,000		85,000	56,000	4,100		119,000	78,000
2,050		85,000	56,000	4,200		119,000	78,000
2,060		85,000	56,000	4,300		126,000	82,000
2,080		85,000	56,000	4,310		126,000	82,000
2,100		85,000	56,000	4,370	11/64	126,000	82,000
2,180		90,000	59,000	4,390		126,000	82,000
2,200		90,000	59,000	4,400		126,000	82,000
2,260		90,000	59,000	4,500		126,000	82,000
2,300		90,000	59,000	4,570		126,000	82,000
2,370		95,000	62,000	4,600		126,000	82,000
2,380	3/32	95,000	62,000	4,700		126,000	82,000
2,400		95,000	62,000	4,760	3/16	132,000	87,000
2,440		95,000	62,000	4,800		132,000	87,000
2,490		95,000	62,000	4,850		132,000	87,000
2,500		95,000	62,000	4,900		132,000	87,000
2,580		95,000	62,000	4,920		132,000	87,000
2,600		95,000	62,000	4,980		132,000	87,000
2,700		100,000	66,000	5,000		132,000	87,000
2,710		100,000	66,000	5,060		132,000	87,000
2,780	7/64	100,000	66,000	5,100		132,000	87,000
2,800		100,000	66,000	5,110		132,000	87,000
2,870		100,000	66,000	5,180		132,000	87,000
2,900		100,000	66,000	5,200		132,000	87,000
2,950		100,000	66,000	5,220		132,000	87,000
3,000		100,000	66,000	5,300		132,000	87,000
3,100		106,000	69,000	5,310		139,000	91,000
3,170	1/8	106,000	69,000	5,400		139,000	91,000
3,180		106,000	69,000	5,410		139,000	91,000
3,200		106,000	69,000	5,500		139,000	91,000
3,260		106,000	69,000	5,560	7/32	139,000	91,000
3,300		106,000	69,000	5,600		139,000	91,000
3,400		112,000	73,000	5,610		139,000	91,000
3,450		112,000	73,000	5,700		139,000	91,000
3,500		112,000	73,000	5,790		139,000	91,000
3,570	9/64	112,000	73,000	5,800		139,000	91,000

d1 mm	inch	l1 mm	l2 mm	d1 mm	inch	l1 mm	l2 mm
5,900		139,000	91,000	8,610		175,000	115,000
5,940		139,000	91,000	8,700		175,000	115,000
5,950	15/64	139,000	91,000	8,730	11/32	175,000	115,000
6,000		139,000	91,000	8,800		175,000	115,000
6,040		148,000	97,000	8,840		175,000	115,000
6,100		148,000	97,000	8,900		175,000	115,000
6,150		148,000	97,000	9,000		175,000	115,000
6,200		148,000	97,000	9,090		175,000	115,000
6,250		148,000	97,000	9,100		175,000	115,000
6,300		148,000	97,000	9,130	23/64	175,000	115,000
6,350	1/4	148,000	97,000	9,200		175,000	115,000
6,400		148,000	97,000	9,300		175,000	115,000
6,500		148,000	97,000	9,400		175,000	115,000
6,530		148,000	97,000	9,500		175,000	115,000
6,600		148,000	97,000	9,520	3/8	184,000	121,000
6,700		148,000	97,000	9,530		184,000	121,000
6,750	17/64	156,000	102,000	9,580		184,000	121,000
6,760		156,000	102,000	9,600		184,000	121,000
6,800		156,000	102,000	9,700		184,000	121,000
6,900		156,000	102,000	9,800		184,000	121,000
6,910		156,000	102,000	9,900		184,000	121,000
7,000		156,000	102,000	9,920	25/64	184,000	121,000
7,040		156,000	102,000	10,000		184,000	121,000
7,100		156,000	102,000	10,080		184,000	121,000
7,140	9/32	156,000	102,000	10,200		184,000	121,000
7,200		156,000	102,000	10,260		184,000	121,000
7,300		156,000	102,000	10,320	13/32	184,000	121,000
7,370		156,000	102,000	10,490		184,000	121,000
7,400		156,000	102,000	10,500		184,000	121,000
7,490		156,000	102,000	10,720	27/64	195,000	128,000
7,500		156,000	102,000	11,000		195,000	128,000
7,540	19/64	165,000	109,000	11,110	7/16	195,000	128,000
7,600		165,000	109,000	11,500		195,000	128,000
7,670		165,000	109,000	11,510	29/64	195,000	128,000
7,700		165,000	109,000	11,910	15/32	205,000	134,000
7,800		165,000	109,000	12,000		205,000	134,000
7,900		165,000	109,000	12,300	31/64	205,000	134,000
7,940	5/16	165,000	109,000	12,700	1/2	205,000	134,000
8,000		165,000	109,000				
8,030		165,000	109,000				
8,100		165,000	109,000				
8,200		165,000	109,000				
8,300		165,000	109,000				
8,330	21/64	165,000	109,000				
8,400		165,000	109,000				
8,430		165,000	109,000				
8,500		165,000	109,000				
8,600		175,000	115,000				

Spiralbohrer mit Zylinderschaft

Spiralbohrer lang

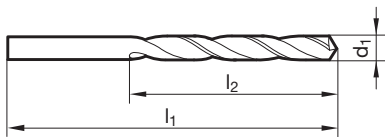


Katalog-Nr. 71156



P	M	K	N	S	H	Arbeitsrichtwerte Seite 186
●	○	●	○			

- Ausspitzung $\geq \varnothing 1,500$
- Kegelmantelschliff
- weite Spannuten
- besonders hohe Stabilität
- höhere Verschleißfestigkeit



d1 mm	inch	l1 mm	l2 mm	d1 mm	inch	l1 mm	l2 mm
1,500		70,000	45,000	5,800		139,000	91,000
1,590	1/16	76,000	50,000	5,900		139,000	91,000
1,600		76,000	50,000	6,000		139,000	91,000
1,700		76,000	50,000	6,100		148,000	97,000
1,800		80,000	53,000	6,200		148,000	97,000
1,900		80,000	53,000	6,300		148,000	97,000
2,000		85,000	56,000	6,350	1/4	148,000	97,000
2,100		85,000	56,000	6,400		148,000	97,000
2,200		90,000	59,000	6,500		148,000	97,000
2,300		90,000	59,000	6,600		148,000	97,000
2,380	3/32	95,000	62,000	6,700		148,000	97,000
2,500		95,000	62,000	6,800		156,000	102,000
2,600		95,000	62,000	6,900		156,000	102,000
2,700		100,000	66,000	7,000		156,000	102,000
2,800		100,000	66,000	7,100		156,000	102,000
2,900		100,000	66,000	7,140	9/32	156,000	102,000
3,000		100,000	66,000	7,200		156,000	102,000
3,100		106,000	69,000	7,300		156,000	102,000
3,170	1/8	106,000	69,000	7,400		156,000	102,000
3,180		106,000	69,000	7,500		156,000	102,000
3,200		106,000	69,000	7,600		165,000	109,000
3,300		106,000	69,000	7,700		165,000	109,000
3,400		112,000	73,000	7,800		165,000	109,000
3,500		112,000	73,000	7,900		165,000	109,000
3,600		112,000	73,000	7,940	5/16	165,000	109,000
3,700		112,000	73,000	8,000		165,000	109,000
3,800		119,000	78,000	8,100		165,000	109,000
3,900		119,000	78,000	8,200		165,000	109,000
3,970	5/32	119,000	78,000	8,300		165,000	109,000
4,000		119,000	78,000	8,400		165,000	109,000
4,100		119,000	78,000	8,500		165,000	109,000
4,200		119,000	78,000	8,600		175,000	115,000
4,300		126,000	82,000	8,700		175,000	115,000
4,400		126,000	82,000	8,730	11/32	175,000	115,000
4,500		126,000	82,000	8,800		175,000	115,000
4,600		126,000	82,000	8,900		175,000	115,000
4,700		126,000	82,000	9,000		175,000	115,000
4,760	3/16	132,000	87,000	9,100		175,000	115,000
4,800		132,000	87,000	9,200		175,000	115,000
4,900		132,000	87,000	9,300		175,000	115,000
5,000		132,000	87,000	9,400		175,000	115,000
5,100		132,000	87,000	9,500		175,000	115,000
5,200		132,000	87,000	9,520	3/8	184,000	121,000
5,300		132,000	87,000	9,530		184,000	121,000
5,400		139,000	91,000	9,600		184,000	121,000
5,500		139,000	91,000	9,700		184,000	121,000
5,600		139,000	91,000	9,800		184,000	121,000
5,700		139,000	91,000	9,900		184,000	121,000

d1 mm	inch	l1 mm	l2 mm	d1 mm	inch	l1 mm	l2 mm
10,000		184,000	121,000	13,000		205,000	134,000
10,200		184,000	121,000				
10,320	13/32	184,000	121,000				
10,500		184,000	121,000				
10,800		195,000	128,000				
11,000		195,000	128,000				
11,110	7/16	195,000	128,000				
11,500		195,000	128,000				
11,910	15/32	205,000	134,000				
12,000		205,000	134,000				
12,500		205,000	134,000				
12,700	1/2	205,000	134,000				

Spiralbohrer mit Zylinderschaft

Spiralbohrer überlang, Reihe 1

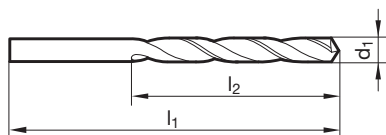


Katalog-Nr. 71145



P	M	K	N	S	H	Arbeitsrichtwerte Seite 188
•		•	•			

- Ausspitzung $\geq \varnothing 2,000$
- Kegelmantelanschliff
- weite Spannuten
- für extrem tiefe Bohrungen
- zur Verbesserung der Spanabfuhr
- blank $< 2,36$ mm



d1 mm	inch	l1 mm	l2 mm	d1 mm	inch	l1 mm	l2 mm
2,000		125,000	85,000	6,400		215,000	150,000
2,100		125,000	85,000	6,500		215,000	150,000
2,200		135,000	90,000	6,600		215,000	150,000
2,300		135,000	90,000	6,700		215,000	150,000
2,400		140,000	95,000	6,750	17/64	225,000	155,000
2,500		140,000	95,000	6,800		225,000	155,000
2,600		140,000	95,000	6,900		225,000	155,000
2,700		150,000	100,000	7,000		225,000	155,000
2,800		150,000	100,000	7,100		225,000	155,000
2,900		150,000	100,000	7,200		225,000	155,000
3,000		150,000	100,000	7,300		225,000	155,000
3,100		155,000	105,000	7,400		225,000	155,000
3,200		155,000	105,000	7,500		225,000	155,000
3,300		155,000	105,000	7,540	19/64	240,000	165,000
3,400		165,000	115,000	7,600		240,000	165,000
3,500		165,000	115,000	7,700		240,000	165,000
3,600		165,000	115,000	7,800		240,000	165,000
3,700		165,000	115,000	7,900		240,000	165,000
3,800		175,000	120,000	7,940	5/16	240,000	165,000
3,900		175,000	120,000	8,000		240,000	165,000
3,970	5/32	175,000	120,000	8,100		240,000	165,000
4,000		175,000	120,000	8,200		240,000	165,000
4,100		175,000	120,000	8,300		240,000	165,000
4,200		175,000	120,000	8,400		240,000	165,000
4,300		185,000	125,000	8,500		240,000	165,000
4,400		185,000	125,000	8,600		250,000	175,000
4,500		185,000	125,000	8,700		250,000	175,000
4,600		185,000	125,000	8,800		250,000	175,000
4,700		185,000	125,000	8,900		250,000	175,000
4,760	3/16	195,000	135,000	9,000		250,000	175,000
4,800		195,000	135,000	9,100		250,000	175,000
4,900		195,000	135,000	9,300		250,000	175,000
5,000		195,000	135,000	9,400		250,000	175,000
5,100		195,000	135,000	9,500		250,000	175,000
5,200		195,000	135,000	9,520	3/8	265,000	185,000
5,300		195,000	135,000	9,600		265,000	185,000
5,400		205,000	140,000	9,700		265,000	185,000
5,500		205,000	140,000	9,800		265,000	185,000
5,600		205,000	140,000	9,900		265,000	185,000
5,700		205,000	140,000	10,000		265,000	185,000
5,800		205,000	140,000	10,100		265,000	185,000
5,900		205,000	140,000	10,200		265,000	185,000
5,950	15/64	205,000	140,000	10,500		265,000	185,000
6,000		205,000	140,000	10,720	27/64	280,000	195,000
6,100		215,000	150,000	10,800		280,000	195,000
6,200		215,000	150,000	11,000		280,000	195,000
6,300		215,000	150,000	11,110	7/16	280,000	195,000
6,350	1/4	215,000	150,000	11,200		280,000	195,000

d1 mm	inch	l1 mm	l2 mm	d1 mm	inch	l1 mm	l2 mm
11,500		280,000	195,000	12,700	1/2	295,000	205,000
11,510	29/64	280,000	195,000	13,000		295,000	205,000
11,800		280,000	195,000				
11,910	15/32	295,000	205,000				
12,000		295,000	205,000				
12,300	31/64	295,000	205,000				

Spiralbohrer mit Zylinderschaft

Spiralbohrer überlang, Reihe 1

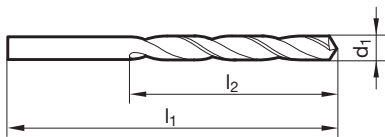


Katalog-Nr. 71192



P	M	K	N	S	H	Arbeitsrichtwerte Seite 188
●	○	●	●			

- Ausspitzung $\geq \varnothing 3,000$
- Kegelmantelanschliff
- weite Spannuten
- höhere Verschleißfestigkeit
- für extrem tiefe Bohrungen
- zur Verbesserung der Spanabfuhr



d1 mm	inch	l1 mm	l2 mm	d1 mm	inch	l1 mm	l2 mm
3,000		150,000	100,000	7,300		225,000	155,000
3,100		155,000	105,000	7,400		225,000	155,000
3,170	1/8	155,000	105,000	7,500		225,000	155,000
3,200		155,000	105,000	7,600		240,000	165,000
3,300		155,000	105,000	7,700		240,000	165,000
3,400		165,000	115,000	7,800		240,000	165,000
3,500		165,000	115,000	7,900		240,000	165,000
3,600		165,000	115,000	7,940	5/16	240,000	165,000
3,700		165,000	115,000	8,000		240,000	165,000
3,800		175,000	120,000	8,100		240,000	165,000
3,900		175,000	120,000	8,200		240,000	165,000
3,970	5/32	175,000	120,000	8,300		240,000	165,000
4,000		175,000	120,000	8,400		240,000	165,000
4,100		175,000	120,000	8,500		240,000	165,000
4,200		175,000	120,000	8,600		250,000	175,000
4,300		185,000	125,000	8,700		250,000	175,000
4,400		185,000	125,000	8,730	11/32	250,000	175,000
4,500		185,000	125,000	8,800		250,000	175,000
4,600		185,000	125,000	8,900		250,000	175,000
4,700		185,000	125,000	9,000		250,000	175,000
4,760	3/16	195,000	135,000	9,100		250,000	175,000
4,800		195,000	135,000	9,200		250,000	175,000
4,900		195,000	135,000	9,300		250,000	175,000
5,000		195,000	135,000	9,400		250,000	175,000
5,100		195,000	135,000	9,500		250,000	175,000
5,200		195,000	135,000	9,530		265,000	185,000
5,300		195,000	135,000	9,600		265,000	185,000
5,400		205,000	140,000	9,700		265,000	185,000
5,500		205,000	140,000	9,900		265,000	185,000
5,560	7/32	205,000	140,000	10,000		265,000	185,000
5,600		205,000	140,000	10,100		265,000	185,000
5,700		205,000	140,000	10,200		265,000	185,000
5,800		205,000	140,000	10,320	13/32	265,000	185,000
5,900		205,000	140,000	10,500		265,000	185,000
6,000		205,000	140,000	10,800		280,000	195,000
6,100		215,000	150,000	11,000		280,000	195,000
6,200		215,000	150,000	11,200		280,000	195,000
6,300		215,000	150,000	11,500		280,000	195,000
6,350	1/4	215,000	150,000	11,800		280,000	195,000
6,400		215,000	150,000	11,910	15/32	295,000	205,000
6,500		215,000	150,000	12,700	1/2	295,000	205,000
6,600		215,000	150,000				
6,700		215,000	150,000				
6,800		225,000	155,000				
6,900		225,000	155,000				
7,000		225,000	155,000				
7,100		225,000	155,000				
7,200		225,000	155,000				

Spiralbohrer mit Zylinderschaft

Spiralbohrer überlang, Reihe 2



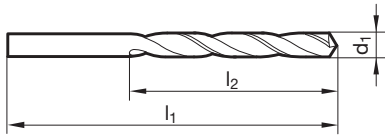
Katalog-Nr. 71146



P	M	K	N	S	H
•		•	•		

Arbeitsrichtwerte
Seite 188

- Ausspitzung $\geq \varnothing 13,000$
- Kegelmantelschliff
- weite Spannuten
- für extrem tiefe Bohrungen
- zur Verbesserung der Spanabfuhr



d1 mm	inch	l1 mm	l2 mm
3,000		190,000	130,000
3,170	1/8	200,000	135,000
3,500		210,000	145,000
3,570	9/64	210,000	145,000
3,970	5/32	220,000	150,000
4,000		220,000	150,000
4,500		235,000	160,000
4,760	3/16	245,000	170,000
5,000		245,000	170,000
5,500		260,000	180,000
5,950	15/64	260,000	180,000
6,000		260,000	180,000
6,500		275,000	190,000
6,750	17/64	290,000	200,000
6,800		290,000	200,000
7,000		290,000	200,000
7,500		290,000	200,000
7,940	5/16	305,000	210,000

d1 mm	inch	l1 mm	l2 mm
8,000		305,000	210,000
8,500		305,000	210,000
9,000		320,000	220,000
9,500		320,000	220,000
9,520	3/8	340,000	235,000
9,920	25/64	340,000	235,000
10,000		340,000	235,000
10,720	27/64	365,000	250,000
11,000		365,000	250,000
11,910	15/32	375,000	260,000
12,000		375,000	260,000
12,700	1/2	375,000	260,000
13,000		375,000	260,000

Spiralbohrer mit Zylinderschaft

Spiralbohrer überlang, Reihe 2



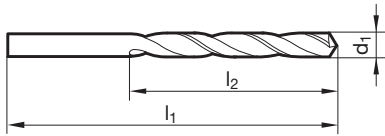
Katalog-Nr. 71193



P	M	K	N	S	H
●	○	●	●		

Arbeitsrichtwerte
Seite 188

- Ausspitzung $\geq \varnothing 3,000$
- Kegelmantelschliff
- weite Spannuten
- höhere Verschleißfestigkeit
- für extrem tiefe Bohrungen
- zur Verbesserung der Spanabfuhr



d1 mm	inch	l1 mm	l2 mm
3,000		190,000	130,000
3,500		210,000	145,000
4,000		220,000	150,000
4,500		235,000	160,000
5,000		245,000	170,000
5,500		260,000	180,000
6,000		260,000	180,000
6,500		275,000	190,000
7,000		290,000	200,000
7,500		290,000	200,000
8,000		305,000	210,000
8,500		305,000	210,000

d1 mm	inch	l1 mm	l2 mm
9,000		320,000	220,000
9,500		320,000	220,000
10,000		340,000	235,000
12,000		375,000	260,000

Spiralbohrer mit Zylinderschaft

Spiralbohrer überlang, Reihe 3



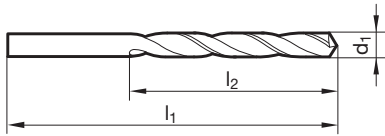
Katalog-Nr. 71147



P	M	K	N	S	H
•		•	•		

Arbeitsrichtwerte
Seite 188

- Ausspitzung $\geq \varnothing 3,500$
- Kegelmantelschliff
- weite Spannuten
- für extrem tiefe Bohrungen
- zur Verbesserung der Spanabfuhr



d1 mm	inch	l1 mm	l2 mm
3,500		265,000	180,000
4,000		280,000	190,000
4,500		295,000	200,000
5,000		315,000	210,000
5,500		330,000	225,000
6,000		330,000	225,000
6,350	1/4	350,000	235,000
6,500		350,000	235,000
7,000		370,000	250,000
7,500		370,000	250,000
7,940	5/16	390,000	265,000
8,000		390,000	265,000
8,500		390,000	265,000
9,000		410,000	280,000
9,130	23/64	410,000	280,000
9,500		410,000	280,000
9,530		430,000	295,000
9,920	25/64	430,000	295,000

d1 mm	inch	l1 mm	l2 mm
10,000		430,000	295,000
10,720	27/64	455,000	310,000
11,000		455,000	310,000
11,910	15/32	480,000	330,000
12,000		480,000	330,000
12,300	31/64	480,000	330,000
13,000		480,000	330,000

Spiralbohrer mit Zylinderschaft

Spiralbohrer extra lang



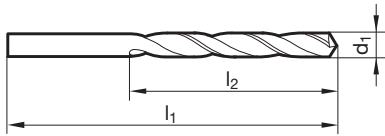
Katalog-Nr. 71195



P	M	K	N	S	H
•		•	•		

Arbeitsrichtwerte
Seite 188

- Ausspitzung $\geq \varnothing 6,000$
- Kegelmantelschliff
- weite Spannuten
- für extrem tiefe Bohrungen
- zur Verbesserung der Spanabfuhr



d1 mm	l1 mm	l2 mm
6,000	500,000	400,000
8,000	500,000	400,000
10,000	600,000	500,000
12,000	600,000	500,000

d1 mm	l1 mm	l2 mm

Spiralbohrer mit Zylinderschaft

Spiralbohrer extra lang



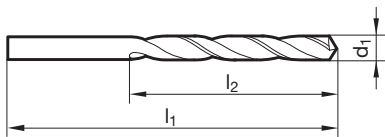
Katalog-Nr. 71196



P	M	K	N	S	H
•		•	•		

Arbeitsrichtwerte
Seite 188

- Ausspitzung $\geq \varnothing 8,000$
- Kegelmantelschliff
- weite Spannuten
- für extrem tiefe Bohrungen
- zur Verbesserung der Spanabfuhr



d1 mm	l1 mm	l2 mm
8,000	750,000	650,000
10,000	750,000	650,000
12,000	750,000	650,000

d1 mm	l1 mm	l2 mm
----------	----------	----------

Spiralbohrer mit Zylinderschaft

Kühlkanalbohrer



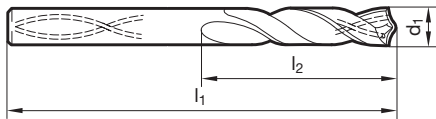
Katalog-Nr. 71584



P	M	K	N	S	H
•		•	•		

Arbeitsrichtwerte
Seite 186

- Ausspitzung $\geq \varnothing 3,000$
- Kegelmantelschliff
- weite Spannuten



d1 mm	d2 mm	l1 mm	l2 mm	l3 mm
3,000	3,000	100,000	66,000	34,000
3,300	3,300	106,000	69,000	37,000
3,500	3,500	112,000	73,000	39,000
4,000	4,000	119,000	78,000	41,000
4,200	4,200	119,000	78,000	41,000
4,500	4,500	126,000	82,000	44,000
5,000	5,000	132,000	87,000	45,000
5,500	5,500	139,000	91,000	48,000
6,000	6,000	139,000	91,000	48,000
6,500	6,500	148,000	97,000	51,000
6,800	6,800	156,000	102,000	54,000
7,000	7,000	156,000	102,000	54,000

d1 mm	d2 mm	l1 mm	l2 mm	l3 mm
7,500	7,500	156,000	102,000	54,000
8,000	8,000	165,000	109,000	56,000
8,500	8,500	165,000	109,000	56,000
9,000	9,000	175,000	115,000	60,000
9,500	9,500	175,000	115,000	60,000
10,000	10,000	184,000	121,000	63,000
10,200	10,200	184,000	121,000	63,000
10,500	10,500	184,000	121,000	63,000
11,000	11,000	195,000	128,000	67,000
12,000	12,000	205,000	134,000	71,000
13,000	13,000	205,000	134,000	71,000

Spiralbohrer mit Zylinderschaft

Kleinstbohrer



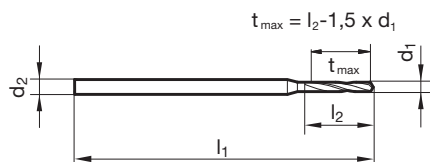
Katalog-Nr. 71187



P	M	K	N	S	H
•	•	•	•		

Arbeitsrichtwerte
Seite 178

- Flächenanschliff
- mit verstärktem Schaft



d1 mm	d2 mm	l1 mm	l2 mm
0,050	1,000	25,000	0,400
0,060	1,000	25,000	0,400
0,070	1,000	25,000	0,500
0,080	1,000	25,000	0,500
0,090	1,000	25,000	0,500
0,100	1,000	25,000	0,500
0,110	1,000	25,000	0,500
0,120	1,000	25,000	0,500
0,130	1,000	25,000	0,800
0,140	1,000	25,000	0,800
0,150	1,000	25,000	0,800
0,160	1,000	25,000	1,100
0,170	1,000	25,000	1,100
0,180	1,000	25,000	1,100
0,190	1,000	25,000	1,100
0,200	1,000	25,000	1,500
0,210	1,000	25,000	1,500
0,220	1,000	25,000	1,500
0,230	1,000	25,000	1,500
0,240	1,000	25,000	1,500
0,250	1,000	25,000	1,900
0,260	1,000	25,000	1,900
0,270	1,000	25,000	1,900
0,280	1,000	25,000	1,900
0,290	1,000	25,000	1,900
0,300	1,000	25,000	1,900
0,310	1,000	25,000	2,400
0,320	1,000	25,000	2,400
0,330	1,000	25,000	2,400
0,340	1,000	25,000	2,400
0,350	1,000	25,000	2,400
0,360	1,000	25,000	2,400
0,370	1,000	25,000	2,400
0,380	1,000	25,000	2,400
0,390	1,000	25,000	3,000
0,400	1,000	25,000	3,000
0,410	1,000	25,000	3,000
0,420	1,000	25,000	3,000
0,430	1,000	25,000	3,000
0,440	1,000	25,000	3,000
0,450	1,000	25,000	3,000
0,460	1,000	25,000	3,000
0,470	1,000	25,000	3,000
0,480	1,000	25,000	3,000
0,490	1,000	25,000	3,400
0,500	1,000	25,000	3,400
0,510	1,000	25,000	3,400
0,520	1,000	25,000	3,400

d1 mm	d2 mm	l1 mm	l2 mm
0,530	1,000	25,000	3,400
0,540	1,000	25,000	3,900
0,550	1,000	25,000	3,900
0,560	1,000	25,000	3,900
0,570	1,000	25,000	3,900
0,580	1,000	25,000	3,900
0,590	1,000	25,000	3,900
0,600	1,000	25,000	3,900
0,610	1,000	25,000	4,200
0,620	1,000	25,000	4,200
0,630	1,000	25,000	4,200
0,640	1,000	25,000	4,200
0,650	1,000	25,000	4,200
0,660	1,000	25,000	4,200
0,670	1,000	25,000	4,200
0,680	1,000	25,000	4,800
0,690	1,000	25,000	4,800
0,700	1,000	25,000	4,800
0,710	1,000	25,000	4,800
0,720	1,000	25,000	4,800
0,730	1,000	25,000	4,800
0,740	1,000	25,000	4,800
0,750	1,000	25,000	4,800
0,760	1,000	25,000	5,300
0,770	1,000	25,000	5,300
0,780	1,000	25,000	5,300
0,790	1,000	25,000	5,300
0,800	1,500	25,000	5,300
0,810	1,500	25,000	5,300
0,820	1,500	25,000	5,300
0,830	1,500	25,000	5,300
0,840	1,500	25,000	5,300
0,850	1,500	25,000	5,300
0,860	1,500	25,000	6,000
0,870	1,500	25,000	6,000
0,880	1,500	25,000	6,000
0,890	1,500	25,000	6,000
0,900	1,500	25,000	6,000
0,910	1,500	25,000	6,000
0,920	1,500	25,000	6,000
0,930	1,500	25,000	6,000
0,940	1,500	25,000	6,000
0,950	1,500	25,000	6,000
0,960	1,500	25,000	6,800
0,970	1,500	25,000	6,800
0,980	1,500	25,000	6,800
0,990	1,500	25,000	6,800
1,000	1,500	25,000	6,800

d1 mm	d2 mm	l1 mm	l2 mm	d1 mm	d2 mm	l1 mm	l2 mm
1,010	1,500	25,000	6,800	1,250	1,500	25,000	8,500
1,020	1,500	25,000	6,800	1,260	1,500	25,000	8,500
1,030	1,500	25,000	6,800	1,270	1,500	25,000	8,500
1,040	1,500	25,000	6,800	1,280	1,500	25,000	8,500
1,050	1,500	25,000	6,800	1,290	1,500	25,000	8,500
1,060	1,500	25,000	6,800	1,300	1,500	25,000	8,500
1,070	1,500	25,000	7,600	1,310	1,500	25,000	8,500
1,080	1,500	25,000	7,600	1,320	1,500	25,000	8,500
1,090	1,500	25,000	7,600	1,330	1,500	25,000	9,500
1,100	1,500	25,000	7,600	1,340	1,500	25,000	9,500
1,110	1,500	25,000	7,600	1,350	1,500	25,000	9,500
1,120	1,500	25,000	7,600	1,360	1,500	25,000	9,500
1,130	1,500	25,000	7,600	1,370	1,500	25,000	9,500
1,140	1,500	25,000	7,600	1,380	1,500	25,000	9,500
1,150	1,500	25,000	7,600	1,390	1,500	25,000	9,500
1,160	1,500	25,000	7,600	1,400	1,500	25,000	9,500
1,170	1,500	25,000	7,600	1,410	1,500	25,000	9,500
1,180	1,500	25,000	7,600	1,420	1,500	25,000	9,500
1,190	1,500	25,000	8,500	1,430	1,500	25,000	9,500
1,200	1,500	25,000	8,500	1,440	1,500	25,000	9,500
1,210	1,500	25,000	8,500	1,450	1,500	25,000	9,500
1,220	1,500	25,000	8,500				
1,230	1,500	25,000	8,500				
1,240	1,500	25,000	8,500				

Spiralbohrer mit Zylinderschaft

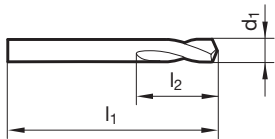
NC-Anbohrer



Katalog-Nr. 71175

N	WN	HSS	blank	90°	h6	R	Cyl
P	M	K	N	S	H		
•	•	•	•	•			

- Kegelmantelschliff
- nur zum Anbohren geeignet



d1 mm	l1 mm	l2 mm
3,000	46,000	12,000
4,000	55,000	12,000
5,000	62,000	14,000
6,000	66,000	16,000
8,000	79,000	21,000
10,000	89,000	25,000

d1 mm	l1 mm	l2 mm
12,000	102,000	30,000
16,000	115,000	37,500
20,000	131,000	45,000
25,000	151,000	53,000
25,400	156,000	53,000

Spiralbohrer mit Zylinderschaft

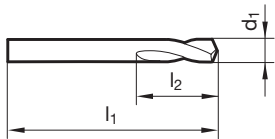
NC-Anbohrer



Katalog-Nr. 61175

N	WN	HSS	TiN	90°	h6	R	Cyl
P	M	K	N	S	H		
•	•	•	•	•			

- Kegelmantelschliff
- nur zum Anbohren geeignet
- höherer Verschleißschutz



d1 mm	l1 mm	l2 mm
3,000	46,000	12,000
4,000	55,000	12,000
6,000	66,000	16,000
8,000	79,000	21,000
10,000	89,000	25,000
12,000	102,000	30,000

d1 mm	l1 mm	l2 mm
16,000	115,000	37,500
20,000	131,000	45,000
25,000	151,000	53,000

Spiralbohrer mit Zylinderschaft

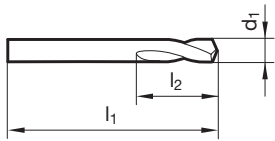
NC-Anbohrer



Katalog-Nr. 71176

N	WN	HSS	blank	120°	h6	R	Cyl
P	M	K	N	S	H		
•	•	•	•	•			

- Kegelmantelschliff
- nur zum Anbohren geeignet



d1 mm	l1 mm	l2 mm
3,000	46,000	12,000
4,000	55,000	12,000
5,000	62,000	14,000
6,000	66,000	16,000
8,000	79,000	21,000
10,000	89,000	25,000

d1 mm	l1 mm	l2 mm
12,000	102,000	30,000
16,000	115,000	37,500
20,000	131,000	45,000
25,400	156,000	53,000

Spiralbohrer mit Morsekegel

Spiralbohrer kurz



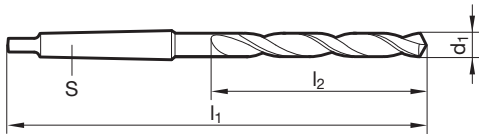
Katalog-Nr. 71303



P	M	K	N	S	H
●	●	○	○	○	○

Arbeitsrichtwerte
Seite 176

- Ausspitzung $\geq \varnothing 10,000$
- Kegelmantelschliff
- besonders stabil und widerstandsfähig



d1 mm	S	l1 mm	l2 mm
10,000	MK-1	138,000	57,000
10,200	MK-1	138,000	57,000
10,500	MK-1	138,000	57,000
10,800	MK-1	142,000	61,000
11,000	MK-1	142,000	61,000
11,500	MK-1	142,000	61,000
12,000	MK-1	147,000	66,000
12,500	MK-1	147,000	66,000
13,000	MK-1	147,000	66,000
14,500	MK-2	172,000	74,000
15,000	MK-2	172,000	74,000
16,000	MK-2	176,000	78,000

d1 mm	S	l1 mm	l2 mm
16,500	MK-2	179,000	81,000
17,000	MK-2	179,000	81,000
17,500	MK-2	183,000	85,000
18,000	MK-2	183,000	85,000
18,500	MK-2	186,000	88,000
23,500	MK-3	222,000	101,000
24,000	MK-3	225,000	104,000
24,500	MK-3	225,000	104,000
25,000	MK-3	225,000	104,000
25,500	MK-4	256,000	107,000

Spiralbohrer mit Morsekegel

Spiralbohrer kurz



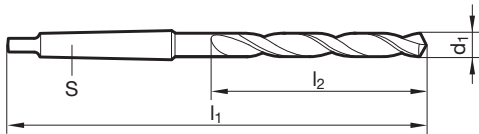
Katalog-Nr. 71304



P	M	K	N	S	H
●	●	○	○	○	○

Arbeitsrichtwerte
Seite 176

- Ausspitzung $\geq \varnothing 12,000$
- Kegelmantelschliff
- besonders stabil und widerstandsfähig
- mit übergroßem Morsekegel



d1 mm	S	l1 mm	l2 mm
12,000	MK-2	164,000	66,000
12,500	MK-2	164,000	66,000
12,800	MK-2	164,000	66,000
13,000	MK-2	164,000	66,000
13,500	MK-2	169,000	70,000
14,000	MK-2	169,000	70,000
19,000	MK-3	211,000	88,000
19,500	MK-3	214,000	91,000
20,000	MK-3	214,000	91,000
20,500	MK-3	217,000	95,000
21,000	MK-3	217,000	95,000
21,500	MK-3	221,000	98,000

d1 mm	S	l1 mm	l2 mm
22,000	MK-3	221,000	98,000
22,500	MK-3	224,000	101,000
23,000	MK-3	224,000	101,000
26,000	MK-4	256,000	107,000
26,500	MK-4	261,000	107,000
27,000	MK-4	261,000	110,000
27,500	MK-4	261,000	110,000
28,000	MK-4	261,000	110,000
28,500	MK-4	265,000	114,000
29,000	MK-4	265,000	114,000
29,500	MK-4	265,000	114,000
30,000	MK-4	265,000	114,000

Spiralbohrer mit Morsekegel

Spiralbohrer

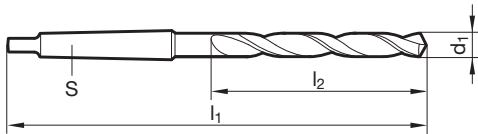


Katalog-Nr. 71300



P	M	K	N	S	H	Arbeitsrichtwerte Seite 180
•		•	•			

- Ausspitzung $\geq \varnothing 14,100$
- Kegelmantelanschliff







d1 mm	S	l1 mm	l2 mm	d1 mm	S	l1 mm	l2 mm
3,750	MK-1	120,000	39,000	10,500	MK-1	168,000	87,000
4,000	MK-1	124,000	43,000	10,600	MK-1	168,000	87,000
4,100	MK-1	124,000	43,000	10,700	MK-1	175,000	94,000
4,200	MK-1	124,000	43,000	10,750	MK-1	175,000	94,000
4,250	MK-1	124,000	43,000	10,800	MK-1	175,000	94,000
4,500	MK-1	128,000	47,000	10,900	MK-1	175,000	94,000
4,600	MK-1	128,000	47,000	11,000	MK-1	175,000	94,000
4,900	MK-1	133,000	52,000	11,100	MK-1	175,000	94,000
5,000	MK-1	133,000	52,000	11,200	MK-1	175,000	94,000
5,100	MK-1	133,000	52,000	11,300	MK-1	175,000	94,000
5,500	MK-1	138,000	57,000	11,400	MK-1	175,000	94,000
5,750	MK-1	138,000	57,000	11,500	MK-1	175,000	94,000
5,800	MK-1	138,000	57,000	11,600	MK-1	175,000	94,000
6,000	MK-1	138,000	57,000	11,700	MK-1	175,000	94,000
6,500	MK-1	144,000	63,000	11,750	MK-1	175,000	94,000
6,750	MK-1	150,000	69,000	11,800	MK-1	175,000	94,000
6,800	MK-1	150,000	69,000	11,900	MK-1	182,000	101,000
7,000	MK-1	150,000	69,000	12,000	MK-1	182,000	101,000
7,200	MK-1	150,000	69,000	12,100	MK-1	182,000	101,000
7,250	MK-1	150,000	69,000	12,200	MK-1	182,000	101,000
7,400	MK-1	150,000	69,000	12,250	MK-1	182,000	101,000
7,500	MK-1	150,000	69,000	12,300	MK-1	182,000	101,000
7,800	MK-1	156,000	75,000	12,400	MK-1	182,000	101,000
7,900	MK-1	156,000	75,000	12,500	MK-1	182,000	101,000
8,000	MK-1	156,000	75,000	12,600	MK-1	182,000	101,000
8,100	MK-1	156,000	75,000	12,700	MK-1	182,000	101,000
8,200	MK-1	156,000	75,000	12,800	MK-1	182,000	101,000
8,250	MK-1	156,000	75,000	12,900	MK-1	182,000	101,000
8,300	MK-1	156,000	75,000	13,000	MK-1	182,000	101,000
8,500	MK-1	156,000	75,000	13,100	MK-1	182,000	101,000
8,600	MK-1	162,000	81,000	13,200	MK-1	182,000	101,000
8,700	MK-1	162,000	81,000	13,300	MK-1	189,000	108,000
8,750	MK-1	162,000	81,000	13,400	MK-1	189,000	108,000
8,900	MK-1	162,000	81,000	13,500	MK-1	189,000	108,000
9,000	MK-1	162,000	81,000	13,600	MK-1	189,000	108,000
9,200	MK-1	162,000	81,000	13,700	MK-1	189,000	108,000
9,300	MK-1	162,000	81,000	13,750	MK-1	189,000	108,000
9,400	MK-1	162,000	81,000	13,800	MK-1	189,000	108,000
9,500	MK-1	162,000	81,000	13,900	MK-1	189,000	108,000
9,750	MK-1	168,000	87,000	14,000	MK-1	189,000	108,000
9,800	MK-1	168,000	87,000	14,100	MK-2	212,000	114,000
9,900	MK-1	168,000	87,000	14,200	MK-2	212,000	114,000
10,000	MK-1	168,000	87,000	14,250	MK-2	212,000	114,000
10,100	MK-1	168,000	87,000	14,300	MK-2	212,000	114,000
10,200	MK-1	168,000	87,000	14,400	MK-2	212,000	114,000
10,250	MK-1	168,000	87,000	14,500	MK-2	212,000	114,000
10,300	MK-1	168,000	87,000	14,600	MK-2	212,000	114,000
10,400	MK-1	168,000	87,000	14,700	MK-2	212,000	114,000

d1 mm	S	I1 mm	I2 mm	d1 mm	S	I1 mm	I2 mm
14,750	MK-2	212,000	114,000	24,750	MK-3	281,000	160,000
14,800	MK-2	212,000	114,000	25,000	MK-3	281,000	160,000
14,900	MK-2	212,000	114,000	25,250	MK-3	286,000	165,000
15,000	MK-2	212,000	114,000	25,500	MK-3	286,000	165,000
15,100	MK-2	218,000	120,000	25,750	MK-3	286,000	165,000
15,200	MK-2	218,000	120,000	26,000	MK-3	286,000	165,000
15,250	MK-2	218,000	120,000	26,500	MK-3	286,000	165,000
15,300	MK-2	218,000	120,000	27,000	MK-3	291,000	170,000
15,400	MK-2	218,000	120,000	27,250	MK-3	291,000	170,000
15,500	MK-2	218,000	120,000	27,500	MK-3	291,000	170,000
15,600	MK-2	218,000	120,000	27,750	MK-3	291,000	170,000
15,700	MK-2	218,000	120,000	28,000	MK-3	291,000	170,000
15,750	MK-2	218,000	120,000	28,500	MK-3	296,000	175,000
15,800	MK-2	218,000	120,000	28,570	MK-3	296,000	175,000
15,900	MK-2	218,000	120,000	29,000	MK-3	296,000	175,000
16,000	MK-2	218,000	120,000	29,250	MK-3	296,000	175,000
16,100	MK-2	223,000	125,000	29,500	MK-3	296,000	175,000
16,200	MK-2	223,000	125,000	29,750	MK-3	296,000	175,000
16,250	MK-2	223,000	125,000	30,000	MK-3	296,000	175,000
16,300	MK-2	223,000	125,000	30,250	MK-3	301,000	180,000
16,400	MK-2	223,000	125,000	30,500	MK-3	301,000	180,000
16,500	MK-2	223,000	125,000	30,750	MK-3	301,000	180,000
16,600	MK-2	223,000	125,000	31,000	MK-3	301,000	180,000
16,700	MK-2	223,000	125,000	31,500	MK-3	301,000	180,000
16,750	MK-2	223,000	125,000	32,000	MK-4	334,000	185,000
16,800	MK-2	223,000	125,000	32,500	MK-4	334,000	185,000
16,900	MK-2	223,000	125,000	33,000	MK-4	334,000	185,000
17,000	MK-2	223,000	125,000	33,340	MK-4	334,000	185,000
17,100	MK-2	228,000	130,000	33,500	MK-4	334,000	185,000
17,200	MK-2	228,000	130,000	34,000	MK-4	339,000	190,000
17,300	MK-2	228,000	130,000	34,500	MK-4	339,000	190,000
17,400	MK-2	228,000	130,000	35,000	MK-4	339,000	190,000
17,500	MK-2	228,000	130,000	35,500	MK-4	339,000	190,000
17,600	MK-2	228,000	130,000	36,000	MK-4	344,000	195,000
17,700	MK-2	228,000	130,000	36,500	MK-4	344,000	195,000
17,750	MK-2	228,000	130,000	37,000	MK-4	344,000	195,000
17,800	MK-2	228,000	130,000	37,500	MK-4	344,000	195,000
17,900	MK-2	228,000	130,000	38,000	MK-4	349,000	200,000
18,000	MK-2	228,000	130,000	38,500	MK-4	349,000	200,000
18,100	MK-2	233,000	135,000	39,000	MK-4	349,000	200,000
18,200	MK-2	233,000	135,000	39,500	MK-4	349,000	200,000
18,250	MK-2	233,000	135,000	39,690	MK-4	349,000	200,000
18,300	MK-2	233,000	135,000	40,000	MK-4	349,000	200,000
18,500	MK-2	233,000	135,000	40,500	MK-4	354,000	205,000
18,600	MK-2	233,000	135,000	41,000	MK-4	354,000	205,000
18,750	MK-2	233,000	135,000	41,500	MK-4	354,000	205,000
19,000	MK-2	233,000	135,000	42,000	MK-4	354,000	205,000
19,250	MK-2	238,000	140,000	42,500	MK-4	354,000	205,000
19,500	MK-2	238,000	140,000	43,000	MK-4	359,000	210,000
19,750	MK-2	238,000	140,000	43,500	MK-4	359,000	210,000
20,000	MK-2	238,000	140,000	44,000	MK-4	359,000	210,000
20,100	MK-2	243,000	145,000	44,500	MK-4	359,000	210,000
20,250	MK-2	243,000	145,000	45,000	MK-4	359,000	210,000
20,300	MK-2	243,000	145,000	45,500	MK-4	364,000	215,000
20,400	MK-2	243,000	145,000	46,000	MK-4	364,000	215,000
20,500	MK-2	243,000	145,000	46,500	MK-4	364,000	215,000
20,640	MK-2	243,000	145,000	47,000	MK-4	364,000	215,000
20,750	MK-2	243,000	145,000	48,000	MK-4	369,000	220,000
21,000	MK-2	243,000	145,000	48,500	MK-4	369,000	220,000
21,250	MK-2	248,000	150,000	49,000	MK-4	369,000	220,000
21,430	MK-2	248,000	150,000	49,500	MK-4	369,000	220,000
21,500	MK-2	248,000	150,000	50,000	MK-4	369,000	220,000
22,000	MK-2	248,000	150,000	50,500	MK-4	374,000	225,000
22,250	MK-2	248,000	150,000	50,800	MK-4	374,000	225,000
22,500	MK-2	253,000	155,000	51,000	MK-5	412,000	225,000
22,900	MK-2	253,000	155,000	52,000	MK-5	412,000	225,000
23,000	MK-2	253,000	155,000	53,500	MK-5	417,000	230,000
23,500	MK-3	276,000	155,000	54,000	MK-5	417,000	230,000
23,750	MK-3	281,000	160,000	55,000	MK-5	417,000	230,000
24,000	MK-3	281,000	160,000	57,000	MK-5	422,000	235,000
24,250	MK-3	281,000	160,000	58,000	MK-5	422,000	235,000
24,500	MK-3	281,000	160,000	59,000	MK-5	422,000	235,000

d1 mm	S	l1 mm	l2 mm
60,000	MK-5	422,000	235,000
61,000	MK-5	427,000	240,000
68,000	MK-5	437,000	250,000

d1 mm	S	l1 mm	l2 mm



Spiralbohrer mit Morsekegel

Spiralbohrer

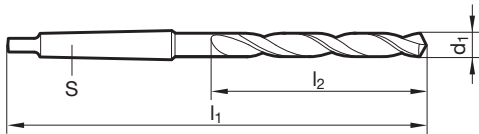


Katalog-Nr. 71416



P	M	K	N	S	H	Arbeitsrichtwerte Seite 182
●	○	●				

- Ausspitzung $\geq \varnothing 5,000$
- Kegelmantelschliff
- höhere Verschleißfestigkeit



d1 mm	S	l1 mm	l2 mm
5,000	MK-1	133,000	52,000
8,000	MK-1	156,000	75,000
8,500	MK-1	156,000	75,000
9,000	MK-1	162,000	81,000
9,500	MK-1	162,000	81,000
10,200	MK-1	168,000	87,000
10,500	MK-1	168,000	87,000
10,600	MK-1	168,000	87,000
11,000	MK-1	175,000	94,000
11,500	MK-1	175,000	94,000
12,000	MK-1	182,000	101,000
12,500	MK-1	182,000	101,000
14,000	MK-1	189,000	108,000
14,500	MK-2	212,000	114,000
14,750	MK-2	212,000	114,000
15,000	MK-2	212,000	114,000
15,500	MK-2	218,000	120,000
16,000	MK-2	218,000	120,000

d1 mm	S	l1 mm	l2 mm
17,000	MK-2	223,000	125,000
17,500	MK-2	228,000	130,000
18,000	MK-2	228,000	130,000
18,500	MK-2	233,000	135,000
19,000	MK-2	233,000	135,000
20,000	MK-2	238,000	140,000
20,500	MK-2	243,000	145,000
21,000	MK-2	243,000	145,000
21,500	MK-2	248,000	150,000
22,000	MK-2	248,000	150,000
23,000	MK-2	253,000	155,000
23,500	MK-3	276,000	155,000
24,000	MK-3	281,000	160,000
25,000	MK-3	281,000	160,000
26,000	MK-3	286,000	165,000
26,500	MK-3	286,000	165,000
30,500	MK-3	301,000	180,000
33,000	MK-4	334,000	185,000

Spiralbohrer mit Morsekegel

Spiralbohrer



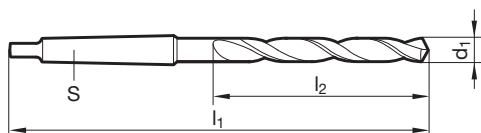
Katalog-Nr. 71305



P	M	K	N	S	H
•		•	•		

Arbeitsrichtwerte
Seite 180

- Ausspitzung $\geq \varnothing 7,940$
- Kegelmantelschliff
- weite Spannuten



d1 mm	S	l1 mm	l2 mm
7,940	MK-1	156,000	75,000
8,000	MK-1	156,000	75,000
8,250	MK-1	156,000	75,000
8,500	MK-1	156,000	75,000
8,750	MK-1	162,000	81,000
9,000	MK-1	162,000	81,000
9,250	MK-1	162,000	81,000
9,500	MK-1	162,000	81,000
10,000	MK-1	168,000	87,000
10,200	MK-1	168,000	87,000
10,250	MK-1	168,000	87,000
10,500	MK-1	168,000	87,000
10,750	MK-1	175,000	94,000
11,000	MK-1	175,000	94,000
11,500	MK-1	175,000	94,000
11,750	MK-1	175,000	94,000
12,000	MK-1	182,000	101,000
12,250	MK-1	182,000	101,000
12,700	MK-1	182,000	101,000
13,000	MK-1	182,000	101,000
13,500	MK-1	189,000	108,000
14,000	MK-1	189,000	108,000
14,500	MK-2	212,000	114,000
15,000	MK-2	212,000	114,000
15,500	MK-2	218,000	120,000
16,000	MK-2	218,000	120,000
16,500	MK-2	223,000	125,000
17,000	MK-2	223,000	125,000
17,500	MK-2	228,000	130,000
18,000	MK-2	228,000	130,000

d1 mm	S	l1 mm	l2 mm
18,500	MK-2	233,000	135,000
19,000	MK-2	233,000	135,000
20,000	MK-2	238,000	140,000
20,500	MK-2	243,000	145,000
21,000	MK-2	243,000	145,000
22,000	MK-2	248,000	150,000
23,000	MK-2	253,000	155,000
24,000	MK-3	281,000	160,000
25,000	MK-3	281,000	160,000
25,500	MK-3	286,000	165,000
26,000	MK-3	286,000	165,000
26,500	MK-3	286,000	165,000
26,990	MK-3	291,000	170,000
27,000	MK-3	291,000	170,000
27,500	MK-3	291,000	170,000
28,000	MK-3	291,000	170,000
28,570	MK-3	296,000	175,000
29,000	MK-3	296,000	175,000
29,500	MK-3	296,000	175,000
31,000	MK-3	301,000	180,000
31,500	MK-3	301,000	180,000
32,000	MK-4	334,000	185,000

Spiralbohrer mit Morsekegel

Spiralbohrer



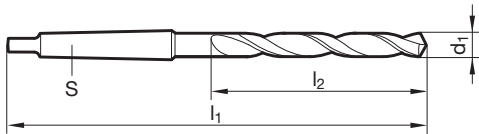
Katalog-Nr. 71312



P	M	K	N	S	H
•	•	•		•	

Arbeitsrichtwerte
Seite 182

- Ausspitzung $\geq \varnothing 8,500$
- Kegelmantelschliff
- hohe Stabilität



d1 mm	S	l1 mm	l2 mm
8,500	MK-1	156,000	75,000
9,000	MK-1	162,000	81,000
9,500	MK-1	162,000	81,000
10,000	MK-1	168,000	87,000
10,200	MK-1	168,000	87,000
10,500	MK-1	168,000	87,000
11,000	MK-1	175,000	94,000
11,250	MK-1	175,000	94,000
11,500	MK-1	175,000	94,000
12,000	MK-1	182,000	101,000
12,500	MK-1	182,000	101,000
13,000	MK-1	182,000	101,000
13,500	MK-1	189,000	108,000
14,000	MK-1	189,000	108,000
14,500	MK-2	212,000	114,000
15,000	MK-2	212,000	114,000
15,500	MK-2	218,000	120,000
16,000	MK-2	218,000	120,000
16,250	MK-2	223,000	125,000
16,500	MK-2	223,000	125,000
17,000	MK-2	223,000	125,000
17,500	MK-2	228,000	130,000
18,000	MK-2	228,000	130,000
18,500	MK-2	233,000	135,000

d1 mm	S	l1 mm	l2 mm
19,000	MK-2	233,000	135,000
19,500	MK-2	238,000	140,000
20,000	MK-2	238,000	140,000
20,250	MK-2	243,000	145,000
21,000	MK-2	243,000	145,000
22,000	MK-2	248,000	150,000
23,000	MK-2	253,000	155,000
24,000	MK-3	281,000	160,000
25,000	MK-3	281,000	160,000
26,000	MK-3	286,000	165,000
27,000	MK-3	291,000	170,000
27,500	MK-3	291,000	170,000
28,000	MK-3	291,000	170,000
30,000	MK-3	296,000	175,000
32,000	MK-4	334,000	185,000

Spiralbohrer mit Morsekegel

Spiralbohrer

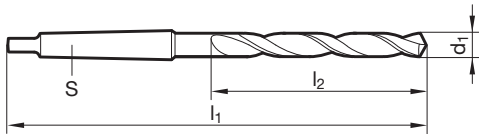


Katalog-Nr. 71313



P	M	K	N	S	H	Arbeitsrichtwerte Seite 182
•	•	•		•		

- Ausspitzung $\geq \varnothing$ 11,000
- Kegelmantelschliff
- hohe Stabilität
- mit größerem Morsekegel



d1 mm	S	l1 mm	l2 mm
11,000	MK-2	192,000	94,000
12,000	MK-2	199,000	101,000
12,500	MK-2	199,000	101,000
12,800	MK-2	199,000	101,000
13,000	MK-2	199,000	101,000
13,500	MK-2	206,000	108,000
14,000	MK-2	206,000	108,000
20,000	MK-3	261,000	140,000
20,500	MK-3	266,000	145,000
21,500	MK-3	271,000	150,000
23,000	MK-3	276,000	155,000
26,000	MK-4	314,000	165,000

d1 mm	S	l1 mm	l2 mm
27,000	MK-4	319,000	170,000
29,000	MK-4	324,000	175,000

Spiralbohrer mit Morsekegel

Bohrbuchsenbohrer

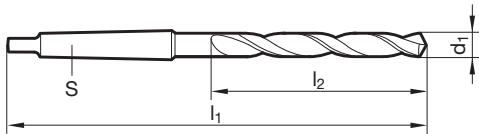


Katalog-Nr. 71320



P	M	K	N	S	H	Arbeitsrichtwerte Seite 186
•		•				

- Ausspitzung $\geq \varnothing 14,500$
- Kegelmantelschliff
- auch zum Bohren durch Bohrbuchsen



d1 mm	S	l1 mm	l2 mm
6,000	MK-1	161,000	80,000
6,500	MK-1	167,000	86,000
6,800	MK-1	174,000	93,000
7,000	MK-1	174,000	93,000
8,000	MK-1	181,000	100,000
8,200	MK-1	181,000	100,000
8,500	MK-1	181,000	100,000
8,750	MK-1	188,000	107,000
8,800	MK-1	188,000	107,000
9,000	MK-1	188,000	107,000
9,500	MK-1	188,000	107,000
10,000	MK-1	197,000	116,000
10,100	MK-1	197,000	116,000
10,200	MK-1	197,000	116,000
11,000	MK-1	206,000	125,000
11,500	MK-1	206,000	125,000
12,000	MK-1	215,000	134,000
12,500	MK-1	215,000	134,000
12,750	MK-1	215,000	134,000
13,000	MK-1	215,000	134,000
13,500	MK-1	223,000	142,000
13,750	MK-1	223,000	142,000
13,800	MK-1	223,000	142,000
13,900	MK-1	223,000	142,000
14,000	MK-1	223,000	142,000
14,500	MK-2	245,000	147,000
15,000	MK-2	245,000	147,000
16,000	MK-2	251,000	153,000
16,250	MK-2	257,000	159,000
16,500	MK-2	257,000	159,000
16,750	MK-2	257,000	159,000
17,000	MK-2	257,000	159,000
17,500	MK-2	263,000	165,000
18,000	MK-2	263,000	165,000
18,500	MK-2	269,000	171,000
18,750	MK-2	269,000	171,000

d1 mm	S	l1 mm	l2 mm
19,000	MK-2	269,000	171,000
19,250	MK-2	275,000	177,000
19,500	MK-2	275,000	177,000
20,000	MK-2	275,000	177,000
21,000	MK-2	282,000	184,000
22,000	MK-2	289,000	191,000
22,500	MK-2	296,000	198,000
23,000	MK-2	296,000	198,000
24,000	MK-3	327,000	206,000
25,000	MK-3	327,000	206,000
26,000	MK-3	335,000	214,000
26,500	MK-3	335,000	214,000
27,000	MK-3	343,000	222,000
28,000	MK-3	343,000	222,000
29,500	MK-3	351,000	230,000
30,000	MK-3	351,000	230,000
31,000	MK-3	360,000	239,000
32,000	MK-4	397,000	248,000
33,000	MK-4	397,000	248,000
34,000	MK-4	406,000	257,000
35,000	MK-4	406,000	257,000
36,000	MK-4	416,000	267,000
38,000	MK-4	426,000	277,000
40,000	MK-4	426,000	277,000
45,000	MK-4	447,000	298,000

Spiralbohrer mit Morsekegel

Bohrbuchsenbohrer



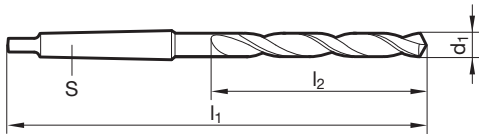
Katalog-Nr. 71322



P	M	K	N	S	H
•		•	•		

Arbeitsrichtwerte
Seite 186

- Ausspitzung $\geq \varnothing 8,000$
- Kegelmantelschliff
- weite Spannuten



d1 mm	S	l1 mm	l2 mm
8,000	MK-1	181,000	100,000
8,500	MK-1	181,000	100,000
8,730	MK-1	188,000	107,000
8,750	MK-1	188,000	107,000
9,000	MK-1	188,000	107,000
9,500	MK-1	188,000	107,000
9,920	MK-1	197,000	116,000
10,000	MK-1	197,000	116,000
10,250	MK-1	197,000	116,000
10,320	MK-1	197,000	116,000
10,500	MK-1	197,000	116,000
10,720	MK-1	206,000	125,000
10,750	MK-1	206,000	125,000
11,000	MK-1	206,000	125,000
11,750	MK-1	206,000	125,000
12,500	MK-1	215,000	134,000
12,700	MK-1	215,000	134,000
12,750	MK-1	215,000	134,000
13,000	MK-1	215,000	134,000
13,750	MK-1	223,000	142,000
14,000	MK-1	223,000	142,000
14,500	MK-2	245,000	147,000
15,000	MK-2	245,000	147,000
16,000	MK-2	251,000	153,000
16,500	MK-2	257,000	159,000
17,500	MK-2	263,000	165,000
17,750	MK-2	263,000	165,000
18,000	MK-2	263,000	165,000
18,260	MK-2	269,000	171,000
18,650	MK-2	269,000	171,000

d1 mm	S	l1 mm	l2 mm
19,000	MK-2	269,000	171,000
19,250	MK-2	275,000	177,000
20,000	MK-2	275,000	177,000
21,750	MK-2	289,000	191,000
22,000	MK-2	289,000	191,000
22,250	MK-2	289,000	191,000
23,020	MK-2	296,000	198,000
23,420	MK-3	319,000	198,000
23,500	MK-3	319,000	198,000
24,000	MK-3	327,000	206,000
25,000	MK-3	327,000	206,000
26,000	MK-3	335,000	214,000
28,000	MK-3	343,000	222,000
28,500	MK-3	351,000	230,000
29,500	MK-3	351,000	230,000
30,000	MK-3	351,000	230,000
31,500	MK-3	360,000	239,000
31,750	MK-3	369,000	248,000
32,000	MK-4	397,000	248,000
37,000	MK-4	416,000	267,000
37,500	MK-4	416,000	267,000
39,000	MK-4	426,000	277,000
40,000	MK-4	426,000	277,000
44,000	MK-4	447,000	298,000

Spiralbohrer mit Morsekegel

Spiralbohrer überlang, Reihe 1



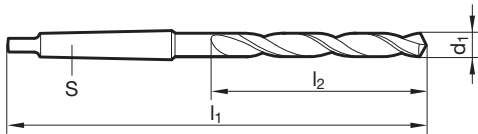
Katalog-Nr. 71325



P	M	K	N	S	H
•		•	•		

Arbeitsrichtwerte
Seite 188

- Ausspitzung $\geq \varnothing 8,000$
- Kegelmantelschliff
- weite Spannuten
- für extrem tiefe Bohrungen
- zur Verbesserung der Spanabfuhr
- dampfbehandelt $> \varnothing 16 \text{ mm}$



d1 mm	S	l1 mm	l2 mm
8,000	MK-1	265,000	165,000
8,330	MK-1	265,000	165,000
8,500	MK-1	265,000	165,000
9,000	MK-1	275,000	175,000
10,000	MK-1	285,000	185,000
10,500	MK-1	285,000	185,000
11,000	MK-1	300,000	195,000
11,500	MK-1	300,000	195,000
12,000	MK-1	310,000	205,000
12,300	MK-1	310,000	205,000
12,500	MK-1	310,000	205,000
13,000	MK-1	310,000	205,000
13,500	MK-1	325,000	220,000
14,000	MK-1	325,000	220,000
14,500	MK-2	340,000	220,000
15,000	MK-2	340,000	220,000
15,500	MK-2	355,000	230,000
16,000	MK-2	355,000	230,000

d1 mm	S	l1 mm	l2 mm
17,000	MK-2	355,000	230,000
17,500	MK-2	370,000	245,000
18,000	MK-2	370,000	245,000
18,500	MK-2	370,000	245,000
19,000	MK-2	370,000	245,000
19,500	MK-2	385,000	260,000
20,000	MK-2	385,000	260,000
21,000	MK-2	385,000	260,000
21,500	MK-2	405,000	270,000
22,000	MK-2	405,000	270,000
23,000	MK-2	405,000	270,000
24,000	MK-3	440,000	290,000
25,000	MK-3	440,000	290,000
26,000	MK-3	440,000	290,000
26,990	MK-3	460,000	305,000
28,000	MK-3	460,000	305,000
30,000	MK-3	460,000	305,000

Spiralbohrer mit Morsekegel

Spiralbohrer überlang, Reihe 2



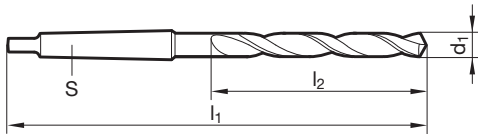
Katalog-Nr. 71326



P	M	K	N	S	H
•		•	•		

Arbeitsrichtwerte
Seite 188

- Ausspitzung $\geq \varnothing 8,000$
- Kegelmantelschliff
- weite Spannuten
- für extrem tiefe Bohrungen
- zur Verbesserung der Spanabfuhr
- dampfbehandelt $> \varnothing 16 \text{ mm}$



d1 mm	S	l1 mm	l2 mm
8,000	MK-1	330,000	210,000
8,730	MK-1	345,000	220,000
9,000	MK-1	345,000	220,000
10,000	MK-1	360,000	235,000
11,000	MK-1	375,000	250,000
11,500	MK-1	375,000	250,000
12,000	MK-1	395,000	260,000
12,700	MK-1	395,000	260,000
13,000	MK-1	395,000	260,000
13,500	MK-1	410,000	275,000
14,000	MK-1	410,000	275,000
14,500	MK-2	425,000	275,000
15,000	MK-2	425,000	275,000
15,500	MK-2	445,000	295,000
16,000	MK-2	445,000	295,000
16,500	MK-2	445,000	295,000
17,000	MK-2	445,000	295,000
17,500	MK-2	465,000	310,000

d1 mm	S	l1 mm	l2 mm
17,860	MK-2	465,000	310,000
18,000	MK-2	465,000	310,000
19,000	MK-2	465,000	310,000
20,000	MK-2	490,000	325,000
20,500	MK-2	490,000	325,000
21,000	MK-2	490,000	325,000
22,000	MK-2	515,000	345,000
23,000	MK-2	515,000	345,000
24,000	MK-3	555,000	365,000
25,000	MK-3	555,000	365,000
26,000	MK-3	555,000	365,000
26,500	MK-3	555,000	365,000
30,000	MK-3	580,000	385,000
31,750	MK-3	610,000	410,000
43,000	MK-4	735,000	490,000

Spiralbohrer mit Morsekegel

Kühlkanalbohrer

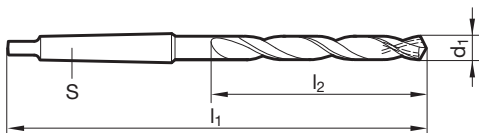


Katalog-Nr. 71554



P	M	K	N	S	H	Arbeitsrichtwerte Seite 188
●	○	●	○			

- Ausspitzung $\geq \varnothing 10,000$
- Kegelmantelschliff
- auch zum Bohren durch Bohrbuchsen



d1 mm	S	l1 mm	l2 mm
10,000	MK-2	233,000	116,000
11,000	MK-2	242,000	125,000
12,000	MK-2	251,000	134,000
13,000	MK-2	251,000	134,000
14,000	MK-2	259,000	142,000
15,000	MK-2	264,000	147,000
16,000	MK-2	270,000	153,000
17,000	MK-2	276,000	159,000
18,000	MK-2	282,000	165,000
19,000	MK-3	307,000	171,000
20,000	MK-3	313,000	177,000
21,000	MK-3	320,000	184,000
22,000	MK-3	327,000	191,000
23,000	MK-3	334,000	198,000
24,000	MK-3	342,000	206,000
25,000	MK-3	342,000	206,000
26,000	MK-3	350,000	214,000
27,000	MK-4	385,000	222,000

d1 mm	S	l1 mm	l2 mm
28,000	MK-4	385,000	222,000
29,000	MK-4	393,000	230,000
30,000	MK-4	393,000	230,000
32,000	MK-4	421,000	248,000
33,000	MK-4	421,000	248,000
34,000	MK-4	430,000	257,000
35,000	MK-4	430,000	257,000
40,000	MK-4	450,000	277,000

Spiralbohrer mit Morsekegel

Mehrbereichs-Spiralbohrer mit Kühlkanal, lang



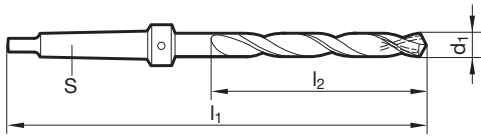
Katalog-Nr. 71550



P	M	K	N	S	H
•		•	•		

Arbeitsrichtwerte
Seite 186

- Ausspitzung $\geq \varnothing 14,500$
- Kegelmantelschliff
- Kühlung über Kühlmittelzuführung, Katalog-Nr. 71560 (separat erhältlich)



d1 mm	S	l1 mm	l2 mm
14,500	MK-2	297,000	147,000
15,000	MK-2	297,000	147,000
15,500	MK-2	303,000	153,000
16,000	MK-2	303,000	153,000
17,000	MK-2	309,000	159,000
18,000	MK-2	315,000	165,000

d1 mm	S	l1 mm	l2 mm
24,000	MK-3	374,000	206,000
24,500	MK-3	374,000	206,000
25,000	MK-3	374,000	206,000
26,000	MK-3	382,000	214,000
32,000	MK-4	461,000	248,000

Spiralbohrer mit Morsekegel

Mehrbereichs-Spiralbohrer mit Kühlkanal, lang

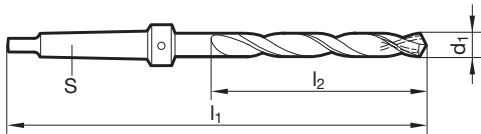


Katalog-Nr. 71553



P	M	K	N	S	H	Arbeitsrichtwerte Seite 186
•		•	•			

- Ausspitzung $\geq \varnothing 8,000$
- Kegelmantelschliff
- Kühlung über Kühlmittelzuführung, Katalog-Nr. 71560 (separat erhältlich)



d1 mm	S	l1 mm	l2 mm
8,000	MK-2	250,000	100,000
8,500	MK-2	250,000	100,000
9,000	MK-2	257,000	107,000
9,500	MK-2	257,000	107,000
10,000	MK-2	266,000	116,000
10,500	MK-2	266,000	116,000
11,500	MK-2	275,000	125,000
12,000	MK-2	284,000	134,000
12,500	MK-2	284,000	134,000
13,000	MK-2	284,000	134,000
14,000	MK-2	292,000	142,000
19,500	MK-3	345,000	177,000

d1 mm	S	l1 mm	l2 mm
20,000	MK-3	345,000	177,000
20,500	MK-3	352,000	184,000
21,000	MK-3	352,000	184,000
21,500	MK-3	359,000	191,000
22,000	MK-3	359,000	191,000
23,000	MK-3	366,000	198,000
27,000	MK-4	435,000	222,000
27,500	MK-4	435,000	222,000
28,500	MK-4	443,000	230,000
29,000	MK-4	443,000	230,000
29,500	MK-4	443,000	230,000
31,500	MK-4	452,000	239,000

Spiralbohrer mit Morsekegel

Tiefloch-Spiralbohrer mit Kühlkanal, überlang

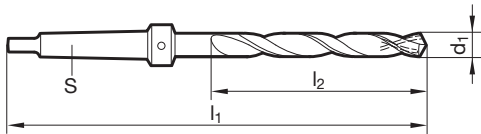


Katalog-Nr. 71565



P	M	K	N	S	H	Arbeitsrichtwerte Seite 188
●	○	●	○	○		

- Ausspitzung $\geq \varnothing 14,500$
- Kegelmantelschliff
- Kühlung über Kühlmittelzuführung, Katalog-Nr. 71560 (separat erhältlich)



d1 mm	S	l1 mm	l2 mm
14,500	MK-2	370,000	220,000
15,000	MK-2	370,000	220,000
15,480	MK-2	380,000	230,000
15,500	MK-2	380,000	230,000
16,000	MK-2	380,000	230,000
17,860	MK-2	395,000	245,000
18,000	MK-2	395,000	245,000
19,000	MK-2	395,000	245,000
19,840	MK-2	410,000	260,000
20,000	MK-2	410,000	260,000
21,430	MK-2	420,000	270,000
21,500	MK-2	420,000	270,000
22,000	MK-2	420,000	270,000
22,220	MK-2	420,000	270,000
22,500	MK-2	420,000	270,000
23,500	MK-3	438,000	270,000
23,810	MK-3	458,000	290,000
25,000	MK-3	458,000	290,000

d1 mm	S	l1 mm	l2 mm
25,500	MK-3	458,000	290,000
26,000	MK-3	458,000	290,000
27,780	MK-3	473,000	305,000
28,500	MK-3	473,000	305,000
28,570	MK-3	473,000	305,000
29,000	MK-3	473,000	305,000
29,370	MK-3	473,000	305,000
29,500	MK-3	473,000	305,000
30,000	MK-3	473,000	305,000
31,000	MK-3	488,000	320,000
31,500	MK-3	488,000	320,000

Spiralbohrer mit Morsekegel

Tiefloch-Spiralbohrer mit Kühlkanal, überlang

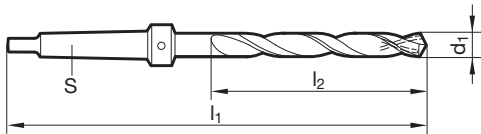


Katalog-Nr. 71567



P	M	K	N	S	H	Arbeitsrichtwerte Seite 188
●	○	●	○	○		

- Ausspitzung $\geq \varnothing 8,000$
- Kegelmantelschliff
- Kühlung über Kühlmittelzuführung, Katalog-Nr. 71560 (separat erhältlich)



d1 mm	S	l1 mm	l2 mm
8,000	MK-2	315,000	165,000
9,000	MK-2	325,000	175,000
9,500	MK-2	325,000	175,000
10,000	MK-2	335,000	185,000
10,320	MK-2	335,000	185,000
10,500	MK-2	335,000	185,000
10,720	MK-2	345,000	195,000
11,000	MK-2	345,000	195,000
11,110	MK-2	345,000	195,000
11,500	MK-2	345,000	195,000
11,510	MK-2	345,000	195,000
12,000	MK-2	355,000	205,000

d1 mm	S	l1 mm	l2 mm
12,500	MK-2	355,000	205,000
13,000	MK-2	355,000	205,000
13,100	MK-2	355,000	205,000
13,490	MK-2	370,000	220,000
14,000	MK-2	370,000	220,000

Spiralbohrer mit Morsekegel

Tiefloch-Spiralbohrer mit Kühlkanal, überlang

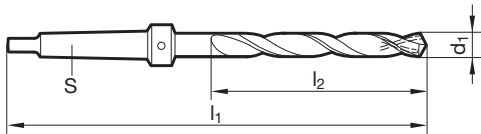


Katalog-Nr. 71566



P	M	K	N	S	H	Arbeitsrichtwerte Seite 188
●	○	●	○	○		

- Ausspitzung $\geq \varnothing 14,500$
- Kegelmantelschliff
- Kühlung über Kühlmittelzuführung, Katalog-Nr. 71560 (separat erhältlich)



d1 mm	S	l1 mm	l2 mm
14,500	MK-2	425,000	275,000
15,000	MK-2	425,000	275,000
15,500	MK-2	445,000	295,000
16,000	MK-2	445,000	295,000
17,500	MK-2	460,000	310,000
18,000	MK-2	460,000	310,000

d1 mm	S	l1 mm	l2 mm
23,500	MK-3	513,000	345,000
24,000	MK-3	533,000	365,000
25,000	MK-3	533,000	365,000
25,500	MK-3	533,000	365,000
27,000	MK-4	598,000	385,000
32,000	MK-4	623,000	410,000

Spiralbohrer mit Morsekegel

Tiefloch-Spiralbohrer mit Kühlkanal, überlang

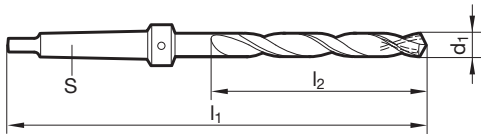


Katalog-Nr. 71568



P	M	K	N	S	H	Arbeitsrichtwerte Seite 188
●	○	●	○	○		

- Ausspitzung $\geq \varnothing 8,000$
- Kegelmantelschliff
- Kühlung über Kühlmittelzuführung, Katalog-Nr. 71560 (separat erhältlich)



d1 mm	S	l1 mm	l2 mm
8,000	MK-2	360,000	210,000
8,500	MK-2	360,000	210,000
9,000	MK-2	370,000	220,000
10,000	MK-2	385,000	235,000
10,500	MK-2	385,000	235,000
11,000	MK-2	400,000	250,000
11,500	MK-2	400,000	250,000
13,000	MK-2	410,000	260,000
14,000	MK-2	425,000	275,000
19,000	MK-3	478,000	310,000
19,500	MK-3	493,000	325,000
21,000	MK-3	493,000	325,000

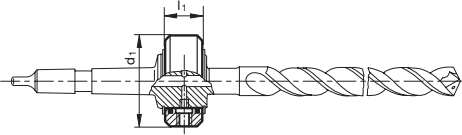
d1 mm	S	l1 mm	l2 mm
21,500	MK-3	513,000	345,000
28,000	MK-4	598,000	385,000
29,000	MK-4	598,000	385,000
29,500	MK-4	598,000	385,000
30,000	MK-4	598,000	385,000
31,000	MK-4	623,000	410,000
31,500	MK-4	623,000	410,000

Kühlmittelzuführringe

Kühlmittelzuführringe



Katalog-Nr. 71560




Größe	Code-Nr.	d1 mm	l1 mm
MK-2	1,000	58,000	24,000
MK-3	2,000	58,000	24,000
MK-4	3,000	80,000	28,000

Stufenbohrer

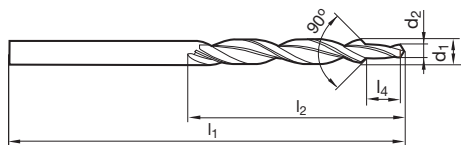
Mehrfasenstufenbohrer mit Zylinderschaft



Katalog-Nr. 71501



- Ausspitzung $\geq \varnothing 6,000$
- Kegelmantelschliff
- für Durchgangsbohrungen nach DIN EN 20273, Reihe fein
- für Schraubenkopfsenkungen 90°
- f richtet sich nach kleinem Durchmesser
- vc richtet sich nach großem Durchmesser




d1 mm	d2 mm	l1 mm	l2 mm	l4 mm	Größe
6,000	3,200	93,000	57,000	9,000	M 3
8,000	4,300	117,000	75,000	11,000	M 4
10,000	5,300	133,000	87,000	13,000	M 5
11,500	6,400	142,000	94,000	15,000	M 6
15,000	8,400	169,000	114,000	19,000	M 8
19,000	10,500	198,000	135,000	23,000	M 10

Stufenbohrer

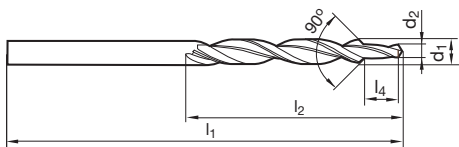
Mehrfasenstufenbohrer mit Zylinderschaft



Katalog-Nr. 71503



- Ausspitzung $\geq \varnothing 3,400$
- Kegelmantelschliff
- für Gewindekernbohrungen nach DIN 336
- für Freisenkungen 90° entsprechend den Durchgangsbohrungen nach DIN EN 20273, Reihe mittel
- f richtet sich nach kleinem Durchmesser
- vc richtet sich nach großem Durchmesser



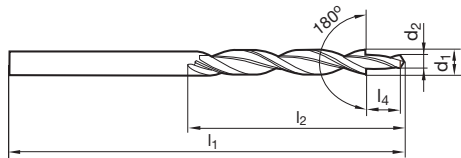

d1 mm	d2 mm	l1 mm	l2 mm	l4 mm	Größe
3,400	2,500	70,000	39,000	8,800	M 3
4,500	3,300	80,000	47,000	11,400	M 4
5,500	4,200	93,000	57,000	13,600	M 5
6,600	5,000	101,000	63,000	16,500	M 6
9,000	6,800	125,000	81,000	21,000	M 8
11,000	8,500	142,000	94,000	25,500	M 10
13,500	10,200	160,000	108,000	30,000	M 12

Stufenbohrer

Mehrfasenstufenbohrer mit Zylinderschaft



Katalog-Nr. 71500



- Ausspitzung $\geq \varnothing 6,000$
- Kegelmantelschliff
- für Durchgangsbohrungen nach DIN EN 20273, Reihe mittel
- für Schraubenkopfsenkungen 180° nach DIN 974-1, Reihe 1
- für Schrauben nach DIN 6912, 7984, 34821, DIN EN ISO 1207, 4762, 14579, 14580 und DIN 7513, 7516, 7500-1
- f richtet sich nach kleinem Durchmesser
- vc richtet sich nach großem Durchmesser


d1 mm	d2 mm	l1 mm	l2 mm	l4 mm	Größe
6,000	3,400	93,000	57,000	9,000	M 3
8,000	4,500	117,000	75,000	11,000	M 4
10,000	5,500	133,000	87,000	13,000	M 5
11,000	6,600	142,000	94,000	15,000	M 6
15,000	9,000	169,000	114,000	19,000	M 8
18,000	11,000	191,000	130,000	23,000	M 10

Stufenbohrer

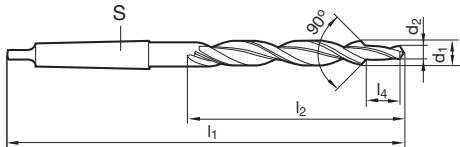
Mehrfasenstufenbohrer mit Morsekegel



Katalog-Nr. 71523



- Ausspitzung $\geq \varnothing 9,000$
- Kegelmantelschliff
- für Gewindekernbohrungen nach DIN 336
- für Freisenkungen 90° entsprechend den Durchgangsbohrungen nach DIN EN 20273, Reihe mittel
- f richtet sich nach kleinem Durchmesser
- vc richtet sich nach großem Durchmesser



d1 mm	d2 mm	S	l1 mm	l2 mm	l4 mm	Größe
9,000	6,800	MK-1	162,000	81,000	21,000	M 8
11,000	8,500	MK-1	175,000	94,000	25,500	M 10
13,500	10,200	MK-1	189,000	108,000	30,000	M 12
15,500	12,000	MK-2	218,000	120,000	34,500	M 14
17,500	14,000	MK-2	228,000	130,000	38,500	M 16
20,000	15,500	MK-2	238,000	140,000	43,500	M 18
22,000	17,500	MK-2	248,000	150,000	47,500	M 20

Stufenbohrer

Mehrfasenstufenbohrer mit Morsekegel

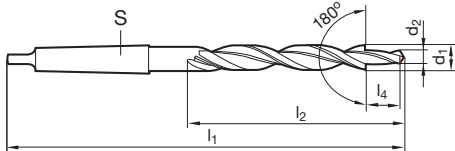


Katalog-Nr. 71520



P	M	K	N	S	H
•		•			

- Ausspitzung $\geq \varnothing 11,000$
- Kegelmantelschliff
- für Durchgangsbohrungen nach DIN EN 20273, Reihe mittel
- für Schraubenkopfsenkungen 180° nach DIN 974-1, Reihe 1
- für Schrauben nach DIN 6912, 7984, 34821, DIN EN ISO 1207, 4762, 14579, 14580 und DIN 7513, 7516, 7500-1
- f richtet sich nach kleinem Durchmesser
- vc richtet sich nach großem Durchmesser



d1 mm	d2 mm	S	l1 mm	l2 mm	l4 mm	Größe
11,000	6,600	MK-1	175,000	94,000	15,000	M 6
15,000	9,000	MK-2	212,000	114,000	19,000	M 8
18,000	11,000	MK-2	228,000	130,000	23,000	M 10
20,000	13,500	MK-2	238,000	140,000	27,000	M 12
24,000	15,500	MK-3	281,000	160,000	31,000	M 14
26,000	17,500	MK-3	286,000	165,000	35,000	M 16

Zentrierbohrer

Zentrierbohrer ohne Fläche

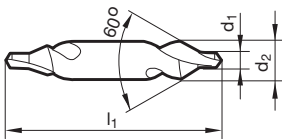


Katalog-Nr. 71600



P	M	K	N	S	H
•	•	•	•	○	

- Ausspitzung $\geq \varnothing 2,000$
- Kegelmantelschliff
- für Zentrierbohrungen nach DIN 332 Teil 1, Form A
- $d1 \leq 0,8$ mm: einseitig mit Spitze



d1 mm	d2 mm	l1 mm
0,500	3,150	25,000
0,800	3,150	25,000
1,000	3,150	31,500
1,250	3,150	31,500
1,600	4,000	35,500
2,000	5,000	40,000
2,500	6,300	45,000
3,150	8,000	50,000
4,000	10,000	56,000
5,000	12,500	63,000
6,300	16,000	71,000
8,000	20,000	80,000

d1 mm	d2 mm	l1 mm
10,000	25,000	100,000
12,500	31,500	125,000

Zentrierbohrer

Zentrierbohrer ohne Fläche

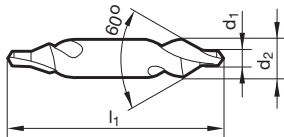


Katalog-Nr. 71601



P	M	K	N	S	H
●	●	●	●	○	○

- Ausspitzung $\geq \varnothing 2,000$
- Kegelmantelschliff
- für Zentrierbohrungen nach DIN 332 Teil 1, Form A
- $d1 \leq 0,8$ mm: einseitig mit Spitze



d1 mm	d2 mm	l1 mm
0,500	3,150	25,000
0,800	3,150	25,000
1,000	3,150	31,500
1,250	3,150	31,500
1,600	4,000	35,500
2,000	5,000	40,000

d1 mm	d2 mm	l1 mm
2,500	6,300	45,000
3,150	8,000	50,000
4,000	10,000	56,000
5,000	12,500	63,000
6,300	16,000	71,000
8,000	20,000	80,000

Zentrierbohrer

Zentrierbohrer ohne Fläche

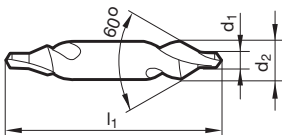


Katalog-Nr. 71602



P	M	K	N	S	H
●	●	●	●	○	

- Ausspitzung $\geq \varnothing 2,000$
- Kegelmantelschliff
- korrekte Anlage zwischen Körnerspitzen
- für Zentrierbohrungen nach DIN 332 Teil 1, Form R
- $d1 \leq 0,8$ mm: einseitig mit Spitze



d1 mm	d2 mm	l1 mm
0,500	3,150	25,000
0,800	3,150	25,000
1,000	3,150	31,500
1,250	3,150	31,500
1,600	4,000	35,500
2,000	5,000	40,000
2,500	6,300	45,000
3,150	8,000	50,000
4,000	10,000	56,000
5,000	12,500	63,000
6,300	16,000	71,000
8,000	20,000	80,000

d1 mm	d2 mm	l1 mm
10,000	25,000	100,000

Zentrierbohrer

Zentrierbohrer ohne Fläche

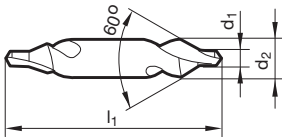


Katalog-Nr. 61602



P	M	K	N	S	H
•	•	•	•	•	

- Ausspitzung $\geq \varnothing 2,000$
- Kegelmantelschliff
- korrekte Anlage zwischen Körnerspitzen
- für Zentrierbohrungen nach DIN 332 Teil 1, Form R
- höherer Verschleißschutz
- $d1 \leq 0,8$ mm: einseitig mit Spitze



d1 mm	d2 mm	l1 mm
0,800	3,150	25,000
1,000	3,150	31,500
1,250	3,150	31,500
1,600	4,000	35,500
2,000	5,000	40,000
2,500	6,300	45,000

d1 mm	d2 mm	l1 mm
3,150	8,000	50,000
4,000	10,000	56,000
5,000	12,500	63,000
6,300	16,000	71,000

Zentrierbohrer

Zentrierbohrer ohne Fläche

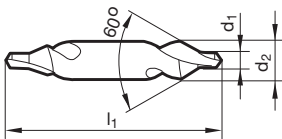


Katalog-Nr. 71605



P	M	K	N	S	H
●	●	●	●	○	○

- Ausspitzung $\geq \varnothing 2,000$
- Kegelmantelschliff
- mit Wulst für besonders hohe Bruchsicherheit
- Vertiefung am Übergang Senkung/Bohrung für zusätzlichen Schmierstoffraum
- für Zentrierbohrungen nach DIN 332 Teil 1, Form A



d1 mm	d2 mm	l1 mm
1,000	3,150	31,500
1,250	3,150	31,500
1,600	4,000	35,500
2,000	5,000	40,000
2,500	6,300	45,000
3,150	8,000	50,000

d1 mm	d2 mm	l1 mm
4,000	10,000	56,000
5,000	12,500	63,000
6,300	16,000	71,000

Zentrierbohrer

Zentrierbohrer ohne Fläche

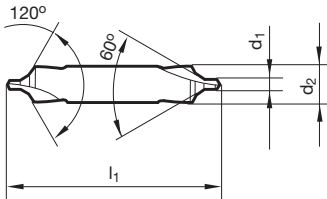


Katalog-Nr. 71604



P	M	K	N	S	H
•	•	•	•	○	

- Ausspitzung $\geq \varnothing 2,000$
- Kegelmantelschliff
- für Zentrierbohrungen nach DIN 332 Teil 1, Form B
- mit Schutzsenkung 120°



d1 mm	d2 mm	l1 mm
1,000	4,000	35,500
1,250	5,000	40,000
1,600	6,300	45,000
2,000	8,000	50,000
2,500	10,000	56,000
3,150	11,200	60,000

d1 mm	d2 mm	l1 mm
4,000	14,000	67,000
5,000	18,000	75,000
6,300	20,000	80,000

Zentrierbohrer

Zentrierbohrer mit Fläche

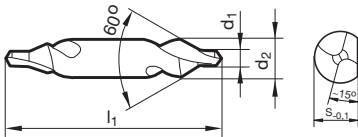


Katalog-Nr. 71607



P	M	K	N	S	H
●	●	●	●	○	○

- Ausspitzung $\geq \varnothing 2,000$
- Kegelmantelschliff
- für Zentrierbohrungen nach DIN 332 Teil 1, Form A



d1 mm	d2 mm	l1 mm
1,600	4,000	35,500
2,000	5,000	40,000
2,500	6,300	45,000
3,150	8,000	50,000
4,000	10,000	56,000
5,000	12,500	63,000

d1 mm	d2 mm	l1 mm
6,300	16,000	71,000

Zentrierbohrer

Zentrierbohrer mit Fläche

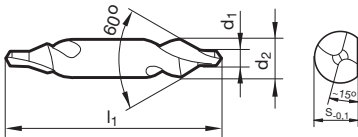


Katalog-Nr. 71609



P	M	K	N	S	H
●	●	●	●	○	○

- Ausspitzung $\geq \varnothing 2,000$
- Kegelmantelschliff
- korrekte Anlage zwischen Körnerspitzen
- für Zentrierbohrungen nach DIN 332 Teil 1, Form R



d1 mm	d2 mm	l1 mm
1,600	4,000	35,500
2,000	5,000	40,000
2,500	6,300	45,000
3,150	8,000	50,000
4,000	10,000	56,000
5,000	12,500	63,000

d1 mm	d2 mm	l1 mm
6,300	16,000	71,000
8,000	20,000	80,000

Aufbohrer

Aufbohrer mit Zylinderschaft

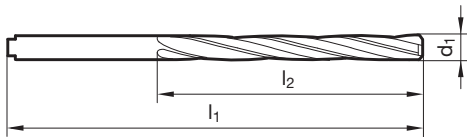


Katalog-Nr. 72200



P	M	K	N	S	H
•		•			

- Kegelmantelschliff
- besonders hohe Stabilität
- mit Mitnehmer nach DIN 1809
- für vorgebohrte/vorgegossene/vorgestanzte Löcher
- korrigiert Fluchtungsungenauigkeit
- korrigiert Unrundheit
- verbessert Bohrungsoberfläche
- Anschnitt-Ø < aufzubohrendes Loch
- daher kleinsten Ø „d0“ der vorgefertigten Bohrung beachten



d1 mm	d0 mm	l1 mm	l2 mm
4,800	3,5	108,000	74,000
5,000	3,5	108,000	74,000
5,800	4,2	116,000	80,000
6,000	4,2	116,000	80,000
6,800	4,9	133,000	93,000
7,000	4,9	133,000	93,000
7,800	5,6	142,000	100,000
8,000	5,6	142,000	100,000
8,800	6,3	151,000	107,000
9,000	6,3	151,000	107,000
9,800	7,0	162,000	116,000
10,000	7,0	162,000	116,000

d1 mm	d0 mm	l1 mm	l2 mm
10,750	7,7	173,000	125,000
11,000	7,7	173,000	125,000
11,750	8,4	184,000	134,000
12,000	8,4	184,000	134,000
12,750	9,1	184,000	134,000
13,000	9,1	184,000	134,000
13,750	9,8	194,000	142,000
14,750	10,5	202,000	147,000
16,000	11,2	211,000	153,000

Aufbohrer

Aufbohrer mit Morsekegel

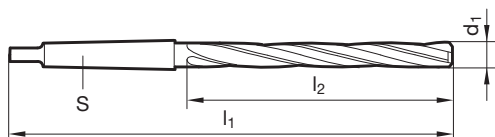


Katalog-Nr. 72210



P	M	K	N	S	H
•		•			

- Kegelmantelschliff
- besonders hohe Stabilität
- für vorgebohrte/vorgegossene/vorgestanzte Löcher
- korrigiert Fluchtungsungenauigkeit
- korrigiert Unrundheit
- verbessert Bohrungsoberfläche
- Anschnitt-Ø < aufzubohrendes Loch
- daher kleinsten Ø „d0“ der vorgefertigten Bohrung beachten



d1 mm	d0 mm	S	l1 mm	l2 mm
9,000	6,3	MK-1	162,000	81,000
9,800	7,0	MK-1	168,000	87,000
10,000	7,0	MK-1	168,000	87,000
11,750	8,4	MK-1	182,000	101,000
12,750	9,1	MK-1	182,000	101,000
13,750	9,8	MK-1	189,000	108,000
14,000	9,8	MK-1	189,000	108,000
14,750	10,5	MK-2	212,000	114,000
15,000	10,5	MK-2	212,000	114,000
15,750	11,2	MK-2	218,000	120,000
16,000	11,2	MK-2	218,000	120,000
16,750	11,9	MK-2	223,000	125,000
17,000	11,9	MK-2	223,000	125,000
17,750	12,6	MK-2	228,000	130,000
18,000	12,6	MK-2	228,000	130,000
18,700	13,3	MK-2	233,000	135,000
19,000	13,3	MK-2	233,000	135,000
19,700	14,0	MK-2	238,000	140,000
20,000	14,0	MK-2	238,000	140,000
21,000	14,6	MK-2	243,000	145,000
21,700	15,3	MK-2	248,000	150,000
22,000	15,3	MK-2	248,000	150,000
22,500	16,0	MK-2	253,000	155,000
22,700	16,0	MK-2	253,000	155,000

d1 mm	d0 mm	S	l1 mm	l2 mm
23,000	16,0	MK-2	253,000	155,000
23,700	16,6	MK-3	281,000	160,000
24,000	16,6	MK-3	281,000	160,000
24,700	17,3	MK-3	281,000	160,000
25,700	18,0	MK-3	286,000	165,000
26,000	18,0	MK-3	286,000	165,000
26,700	18,6	MK-3	291,000	170,000
27,700	19,3	MK-3	291,000	170,000
29,700	20,5	MK-3	296,000	175,000
31,600	22,0	MK-4	334,000	185,000
34,600	25,0	MK-4	339,000	190,000
38,000	26,5	MK-4	349,000	200,000
48,600	34,0	MK-4	369,000	220,000





GEWINDEWERKZEUGE



ISO-CODES

P	Stahl, hochlegierter Stahl
M	Rostfreier Stahl
K	Grauguss, Sphäroguss und Temperguss
N	Aluminium und andere Nichteisenmetalle
S	Sonder-, Super- und Titanlegierungen
H	Gehärteter Stahl und Hartguss


Auf den Produktseiten finden Sie zu jedem Werkzeug Empfehlungen zur Eignung für die Anwendungsgruppen bzw. die Angaben von max. Zugfestigkeit und Härte:

- optimal geeignet
- bedingt geeignet
- nicht geeignet



PIKTOGRAMME

SCHNEIDSTOFF	VHM	HSS	HSS-E	HSS-E-PM										
	Vollhartmetall													
BESCHICHTUNG	blank	nitriert	dampfbehandelt	TiCN	Al-TiZrN	TiAlN	TiN	Al-TiN	Al-CrN					
TOLERANZKLASSE	ISO2/6H	6HX	ISO3/6G	2B	6GX	6g								
FORM	B	C	D	E										
SCHNEIDRICHTUNG														
	rechts		links											
SCHAFTFORM														
GEWINDETIEFE	1xD	2xD												
NORM	DIN 371	DIN 376	DIN 374	DIN 371/6	~DIN 371	~DIN 376	~DIN 371/6	~DIN 374	DIN 5156					
	DIN 40432	DIN 2180	DIN 352	~DIN 352	DIN 357	DIN 5157	DIN EN 22568							
	Werksnorm													
TYP	Produktiv Synchro	Produktiv N-X	Produktiv N	Intensiv Synchro	Intensiv N-X	Intensiv N	Produktiv HX	Produktiv HDX	N	Massiv N	Intensiv HX	Intensiv HDX		
	HGX	H	Produktiv H	HR15	Produktiv HD	Intensiv HD	GG	Produktiv W	Intensiv W	Durativ	VA	TMC SP	TM SP	



Unsere Gewindewerkzeuge

Gewindewerkzeuge gehören neben den Bohr- und Fräswerkzeugen zu der wichtigsten Produktgruppe im STOCK-Werkzeugprogramm. Die Typenvielfalt in Verbindung mit den verschiedensten Gewindearten in unterschiedlicher Toleranzlage nach DIN oder Werksnorm bietet eine große Auswahl an Lösungs-

möglichkeiten für die meisten Probleme in der Gewindeherstellung. Die Qualität der Gewidekernbohrung in Hinsicht auf Bohrungstoleranz, Rundheit, Parallelität und Oberflächenbeschaffenheit, die meistens mit Bohrwerkzeugen erzielt wird, hat großen Einfluss auf die

Qualität des erzeugten Gewindes. Um ganz sicher zu gehen, sollten STOCK-Bohrwerkzeuge zum Einsatz kommen. Fordern Sie unseren Gesamtkatalog an oder lassen Sie sich einfach von uns das geeignete Werkzeug empfehlen.



STOCK-

Gewindewerkzeuge

Maschinen-Gewindebohrer
 Maschinen-Gewindeformer
 Gewindefräser
 Hand-Gewindebohrer
 Schneideisen

STOCK-

Schneidstoffe

HSS
 HSS-E
 HSS-E-PM
 Vollhartmetall

STOCK-

Gewindearten

M, MF
 UNC, UNF
 BSW, G
 PG, NPT

STOCK-

Werkstoffbezogene

Farbringkennzeichnung

-  Allgemeine Stähle $\leq 800 \text{ N/mm}^2$
-  Hochfeste Stähle $> 1100 \dots 1400 \text{ N/mm}^2$
-  Rost- und säurebeständige Stähle
-  Universelle Anwendung $> 1100 \text{ N/mm}^2$
-  Aluminium und Al-Legierungen
-  Gusswerkstoffe

Erläuterung der Piktogramme

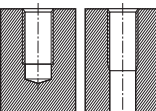
Bohrungsart

 = Durchgangsgewinde, kurz

 = Durchgangsgewinde 1 x D

 = Durchgangsgewinde 2 x D

 = Grundgewinde 1 x D

 = Grundgewinde 2 x D

 = Grundgewinde bis Bohrungsgrund

STOCK-

Basistypen

PRODUKTIV

Typen N, W, H, HD, HDX, HX, N-X und Synchro Gewindebohrer mit geraden Nuten und Schälanschnitt Form B oder Form C für Durchgangsgewinde

INTENSIV

Typen N, W, H, HD, HDX, HX, HCX, N-X und Synchro Gewindebohrer mit 10°, 15°, 25°, 40°, 45° und 50° Rechtsdrall für Grundgewinde

MASSIV

Typ N
 Gewindebohrer mit Kurznuten und Schälanschnitt Form B für die Bearbeitung von Blechen und dünnwandigen Teilen

DURATIV

Typ N
 Unsere Bezeichnung für Gewindeformer mit und ohne Schmiemuten

STOCK-

Problemlösungen

Wir produzieren auf Ihren Wunsch auch Sonderanfertigungen für das Gewinde-Schneiden, -Formen und -Fräsen sowie Werkzeuge mit Kühlkanälen, für die Hartbearbeitung und die Minimalmengenschmierung. Als blanke Ausführung oder oberflächenbehandelt wie z. B.: nitriert, dampfbehandelt, hartstoffbeschichtet oder mit Gleitschicht (MoS₂-Basis).

P	M	K	N	S	H	Typ	Form	Toleranz-klasse	Schneidstoff	Oberfläche	Norm	d1	Katalog-Nr.	Progr. Seite
---	---	---	---	---	---	-----	------	-----------------	--------------	------------	------	----	-------------	--------------

Gewindebohrer für Metrische ISO-Gewinde

	•				•	H	D	ISO2/6H	VHM	TiCN	~DIN 371	M 3 - M12	63010	411
		•	○			GG	C	6HX	HSS-E	AlTiN	DIN 371	M 3 - M10	63201	428
		•				GG	C	6HX	HSS-E	nitriert	DIN 371	M 3 - M10	73201	429
			•			H	C	6HX	VHM	blank	DIN 371	M 3 - M10	73011	384
	•		○	○	○	HCX	C	6HX	HSS-E-PM	TiCN	DIN 371	M 5 - M10	53670	383
	•		○			Intensiv H	C	ISO2/6H	HSS-E	TiCN	DIN 371	M 2 - M10	53661	404
	•					Intensiv H	C	ISO2/6H	HSS-E	TiN	DIN 371	M 3 - M10	63674	405
	•		○			Intensiv H	C	ISO2/6H	HSS-E	blank	DIN 371	M 3 - M10	73661	407
		•			○	Intensiv HD	C	ISO2/6H	HSS-E	dampfbehandelt	DIN 371	M 3 - M10	73660	422
		•		○	○	Intensiv HD	C	ISO2/6H	HSS-E-PM	TiN	DIN 371	M 3 - M10	63662	421
		•		○	○	Intensiv HD	C	ISO2/6H	HSS-E-PM	blank	DIN 371	M 3 - M10	73662	423
	•	○	○	○		Intensiv N	C	ISO2/6H	HSS-E	TiN	DIN 371	M 3 - M10	63046	371
	•			○		Intensiv N	C	ISO2/6H	HSS-E	TiN	DIN 371	M 3 - M10	63146	390
	•	○	○	○		Intensiv N	C	ISO2/6H	HSS-E	dampfbehandelt	DIN 371	M 3 - M10	73046	372
	•			○		Intensiv N	C	ISO2/6H	HSS-E	blank	DIN 371	M 2 - M10	73146	392
	•			○		Intensiv N	C	ISO2/6H	HSS-E	blank	DIN 371	M 2 - M10	73221	393

P	M	K	N	S	H	Typ	Form	Toleranz-klasse	Schneidstoff	Oberfläche	Norm	d1	Katalog-Nr.	Progr. Seite
---	---	---	---	---	---	-----	------	-----------------	--------------	------------	------	----	-------------	--------------

Gewindebohrer für Metrische ISO-Gewinde

	•			○			Intensiv N	C	ISO3/6G	HSS-E	blank	DIN 371	M 3 - M10	73145	391
	•	○	○	○			Intensiv N	E	ISO2/6H	HSS-E	blank	DIN 371	M 4 - M10	73047	375
				•			Intensiv W	C	ISO2/6H	HSS-E	blank	DIN 371	M 2 - M10	73156	433
	•			○			Massiv N	B	ISO2/6H	HSS-E	blank	DIN 371	M 2,3 - M10	73126	380
	•			○			N	C	ISO2/6H	HSS-E	blank	DIN 371	M 1 - M10	73185	378
	•		○				Produktiv H	B	ISO2/6H	HSS-E	TiCN	DIN 371	M 2 - M10	53642	398
	•		○				Produktiv H	B	ISO2/6H	HSS-E	nitriert	DIN 371	M 2 - M10	73642	401
	•		○				Produktiv H	B	ISO2/6H	HSS-E-PM	TiN	DIN 371	M 3 - M10	63641	399
	•		○				Produktiv H	B	ISO2/6H	HSS-E-PM	blank	DIN 371	M 3 - M10	73640	400
		•			○		Produktiv HD	B	ISO2/6H	HSS-E	TiN	DIN 371	M 3 - M10	63176	413
		•			○		Produktiv HD	B	ISO2/6H	HSS-E	dampfbehandelt	DIN 371	M 3 - M10	73176	414
		•			○		Produktiv HD	B	ISO2/6H	HSS-E-PM	blank	DIN 371	M 3 - M10	73641	415
	•	○	○	○			Produktiv N	B	ISO2/6H	HSS-E	TiN	DIN 371	M 3 - M10	63033	365
	•			○			Produktiv N	B	ISO2/6H	HSS-E	TiN	DIN 371	M 3 - M10	63133	385
	•	○	○	○			Produktiv N	B	ISO2/6H	HSS-E	dampfbehandelt	DIN 371	M 3 - M10	73033	366
	•			○			Produktiv N	B	ISO2/6H	HSS-E	blank	DIN 371	M 2 - M10	73133	387

P	M	K	N	S	H	Typ	Form	Toleranz- klasse	Schneidstoff	Oberfläche	Norm	d1	Katalog-Nr.	Progr. Seite
---	---	---	---	---	---	-----	------	---------------------	--------------	------------	------	----	-------------	-----------------

Gewindebohrer für Metrische ISO-Gewinde

	•			○		Produktiv N	B	ISO3/6G	HSS-E	blank	DIN 371	M 2,5 - M10	73132	386
			•			Produktiv W	B	ISO2/6H	HSS-E	blank	DIN 371	M 2 - M10	73131	431
	•			•		Intensiv HDX	C	6HX	HSS-E-PM	TiCN	DIN 371/ DIN 376	M 3 - M16	53666	382
			○		•	Intensiv HX	C	6HX	HSS-E-PM	AlTiN	DIN 371/ DIN 376	M 3 - M16	53668	381
	•			•		Produktiv HDX	B	6HX	HSS-E-PM	TiCN	DIN 371/ DIN 376	M 3 - M16	53667	377
			○		•	Produktiv HX	B	6HX	HSS-E-PM	AlTiN	DIN 371/ DIN 376	M 3 - M16	53669	376
			•			GG	C	6HX	HSS-E	nitriert	DIN 376	M12 - M20	73211	430
	•		○			H R15	C	ISO2/6H	HSS-E-PM	blank	DIN 376	M12 - M20	73666	410
	•		○			Intensiv H	C	ISO2/6H	HSS-E	TiN	DIN 376	M12 - M20	63675	408
	•		○			Intensiv H	C	ISO2/6H	HSS-E	blank	DIN 376	M12 - M20	73664	409
			•		○	Intensiv HD	C	ISO2/6H	HSS-E	dampfbe- handelt	DIN 376	M12 - M20	73659	426
			•		○	Intensiv HD	C	ISO2/6H	HSS-E-PM	TiN	DIN 376	M12 - M16	63665	425
			•		○	Intensiv HD	C	ISO2/6H	HSS-E-PM	blank	DIN 376	M12 - M24	73665	427
	•	○	○	○		Intensiv N	C	ISO2/6H	HSS-E	TiN	DIN 376	M12 - M20	63048	373
	•			○		Intensiv N	C	ISO2/6H	HSS-E	TiN	DIN 376	M12 - M20	63148	394
	•			○		Intensiv N	C	ISO2/6H	HSS-E	blank	DIN 376	M 3 - M30	73148	395

P	M	K	N	S	H	Typ	Form	Toleranz-klasse	Schneidstoff	Oberfläche	Norm	d1	Katalog-Nr.	Progr. Seite
---	---	---	---	---	---	-----	------	-----------------	--------------	------------	------	----	-------------	--------------

Gewindebohrer für Metrische ISO-Gewinde

						Intensiv N	C	ISO2/6H	HSS-E	blank	DIN 376	M 3 - M20	73227	396
						Intensiv W	C	ISO2/6H	HSS-E	blank	DIN 376	M12 - M20	73136	434
						N	C	ISO2/6H	HSS-E	blank	DIN 376	M 6 - M22	73191	379
						Produktiv H	B	ISO2/6H	HSS-E	nitriert	DIN 376	M12 - M20	73645	403
						Produktiv H	B	ISO2/6H	HSS-E-PM	TiN	DIN 376	M12 - M20	63643	402
						Produktiv HD	B	ISO2/6H	HSS-E	TiN	DIN 376	M12 - M16	63177	417
						Produktiv HD	B	ISO2/6H	HSS-E	dampfbehandelt	DIN 376	M12 - M20	73177	418
						Produktiv HD	B	ISO2/6H	HSS-E-PM	blank	DIN 376	M12 - M22	73643	419
						Produktiv N	B	ISO2/6H	HSS-E	TiN	DIN 376	M12 - M20	63138	388
						Produktiv N	B	ISO2/6H	HSS-E	blank	DIN 376	M 2 - M24	73138	389
						Produktiv W	B	ISO2/6H	HSS-E	blank	DIN 376	M12 - M20	73189	432
						H R15	C	ISO2/6H	HSS-E-PM	blank	DIN 371	M 3 - M10	73619	406
						Produktiv H	B	ISO2/6H	HSS-E-PM	TiCN	DIN 371	M 3 - M10	53640	397
						Intensiv HD	C	ISO2/6H	HSS-E-PM	TiCN	DIN 371	M 3 - M10	53662	420
						Produktiv HD	B	ISO2/6H	HSS-E-PM	TiCN	DIN 371	M 3 - M10	53641	412
						Intensiv HD	C	ISO2/6H	HSS-E-PM	TiCN	DIN 376	M12 - M16	53665	424

P	M	K	N	S	H	Typ	Form	Toleranz-klasse	Schneidstoff	Oberfläche	Norm	d1	Katalog-Nr.	Progr. Seite
---	---	---	---	---	---	-----	------	-----------------	--------------	------------	------	----	-------------	--------------

Gewindebohrer für Metrische ISO-Gewinde

	•			○		Produktiv HD	B	ISO2/6H	HSS-E-PM	TiCN	DIN 376	M12 - M16	53643	416
	•	•	•	○	○	Intensiv N-X	C	6HX	HSS-E	TiAlN	~DIN 371/-DIN 376	M 2 - M30	53746	370
	•	•	•	○	•	Produktiv N-X	B	6HX	HSS-E	AlTiZrN	~DIN 371/-DIN 376	M 2 - M30	53733	364
	•	•	•	•	○	Intensiv Synchro	C	6HX	HSS-E-PM	TiCN	DIN 371	M 5 - M10	53050	368
	•	•	•	•	○	Produktiv Synchro	B	ISO2/6H	HSS-E-PM	TiCN	DIN 371	M 2 - M10	53053	362
	•	○	○	○	○	Intensiv N	C	ISO2/6H	HSS-E	dampfbehandelt	DIN 376	M12 - M24	73048	374
	•	•	•	•	○	Intensiv Synchro	C	6HX	HSS-E-PM	TiCN	DIN 376	M12 - M20	53051	369
	•	○	○	○	○	Produktiv N	B	ISO2/6H	HSS-E	dampfbehandelt	DIN 376	M12 - M24	73038	367
	•	•	•	•	○	Produktiv Synchro	B	ISO2/6H	HSS-E-PM	TiCN	DIN 376	M12 - M20	53054	363

Gewindebohrer für Metrische ISO-Feingewinde

		•				GG	C	6HX	HSS-E	nitriert	DIN 374	M 8 X1 - M20 X1,5	73194	448
	•			○		Intensiv HD	C	ISO2/6H	HSS-E	dampfbehandelt	DIN 374	M 8 X1 - M20 X1,5	73180	447
	•			○		Intensiv N	C	ISO2/6H	HSS-E	TiN	DIN 374	M 8 X1 - M20 X1,5	63173	444
	•			○		Intensiv N	C	ISO2/6H	HSS-E	blank	DIN 374	M 3 X0,35 - M30 X2	73173	443
	•	○	○	○	○	Intensiv N	C	ISO2/6H	HSS-E	dampfbehandelt	DIN 374	M 6 X0,75 - M20 X1,5	73187	440
	•			○		N	C	ISO2/6H	HSS-E	blank	DIN 374	M 8 X0,75 - M24 X1,5	73237	441

P	M	K	N	S	H	Typ	Form	Toleranz-klasse	Schneidstoff	Oberfläche	Norm	d1	Katalog-Nr.	Progr. Seite
---	---	---	---	---	---	-----	------	-----------------	--------------	------------	------	----	-------------	--------------

Gewindebohrer für Metrische ISO-Feingewinde

	•		○			Produktiv H	B	ISO2/6H	HSS-E	nitriert	DIN 374	M 3 X0,35 - M22 X1,5	73646	445
		•		○		Produktiv HD	B	ISO2/6H	HSS-E	dampfbehandelt	DIN 374	M 5 X0,5 - M20 X1,5	73178	446
	•	○	○			Produktiv N	B	ISO2/6H	HSS-E	dampfbehandelt	DIN 374	M 6 X0,75 - M20 X1,5	73183	439
	•			○		Produktiv N	B	ISO2/6H	HSS-E	blank	DIN 374	M 4 X0,5 - M36 X1,5	73250	442
	•	•	○	○		Intensiv N-X	C	6HX	HSS-E	TiAIN	DIN 374	M 6 X0,75 - M24 X1,5	53780	435
	•	•	•	○		Intensiv Synchron	C	6HX	HSS-E-PM	TiCN	DIN 374	M 8 X1 - M20 X1,5	53052	438
	•	•	•	○		Produktiv N-X	B	6HX	HSS-E	AlTiZrN	DIN 374	M 6 X0,75 - M24 X1,5	53778	436
	•	•	•	○		Produktiv Synchron	B	ISO2/6H	HSS-E-PM	TiCN	DIN 374	M 8 X1 - M16 X1,5	53055	437

Gewindebohrer für UNC-Gewinde

		•				GG	C	2B	HSS-E	nitriert	~DIN 371	8 -32 - 3/8 -16	73326	457
		•		○		Intensiv HD	C	2B	HSS-E	dampfbehandelt	~DIN 371	4 -40 - 3/8 -16	73304	455
	•	○	○			Intensiv N	C	2B	HSS-E	dampfbehandelt	~DIN 371	4 -40 - 3/8 -16	73322	451
		•		○		Produktiv HD	B	2B	HSS-E	dampfbehandelt	~DIN 371	4 -40 - 3/8 -16	73297	453
	•	○	○			Produktiv N	B	2B	HSS-E	dampfbehandelt	~DIN 371	4 -40 - 3/8 -16	73308	449
		•				GG	C	2B	HSS-E	nitriert	~DIN 376	1/2 -13 - 1 - 8	73327	458
		•		○		Intensiv HD	C	2B	HSS-E	dampfbehandelt	~DIN 376	1/2 -13 - 3/4 -10	73305	456

P	M	K	N	S	H	Typ	Form	Toleranz- klasse	Schneidstoff	Oberfläche	Norm	d1	Katalog-Nr.	Progr. Seite
---	---	---	---	---	---	-----	------	---------------------	--------------	------------	------	----	-------------	-----------------

Gewindebohrer für UNC-Gewinde

	Intensiv N	C	2B	HSS-E	dampfbe- handelt	~DIN 376	1/2 -13 - 3/4 -10	73323	452
	Produktiv HD	B	2B	HSS-E	dampfbe- handelt	~DIN 376	1/2 -13 - 1 - 8	73298	454
	Produktiv N	B	2B	HSS-E	dampfbe- handelt	~DIN 376	1/2 -13 - 3/4 -10	73309	450

Gewindebohrer für UNF-Gewinde

	Intensiv HD	C	2B	HSS-E	dampfbe- handelt	~DIN 374	10 -32 - 3/4 -16	73306	462
	Intensiv N	C	2B	HSS-E	dampfbe- handelt	~DIN 374	10 -32 - 5/8 -18	73324	460
	Produktiv HD	B	2B	HSS-E	dampfbe- handelt	~DIN 374	10 -32 - 5/8 -18	73299	461
	Produktiv N	B	2B	HSS-E	dampfbe- handelt	~DIN 374	10 -32 - 5/8 -18	73310	459

Gewindebohrer für NPT-Gewinde

	VA	C		HSS-E	dampfbe- handelt	Werksnorm	1/8 - 3/4	73293	463
--	----	---	--	-------	---------------------	-----------	-----------	--------------	-----

Gewindebohrer für Whitworth-Rohrgewinde

	GG	C		HSS-E	nitriert	DIN 5156	G 1/8 - G1	73345	470
	Intensiv HD	C		HSS-E	dampfbe- handelt	DIN 5156	G 1/8 - G1	73288	469
	Intensiv N	C		HSS-E	blank	DIN 5156	G 1/8 - G1 1/2	73286	467
	Intensiv N	C		HSS-E	dampfbe- handelt	DIN 5156	G 1/8 - G1	73325	465
	Produktiv HD	B		HSS-E	dampfbe- handelt	DIN 5156	G 1/8 - G1	73300	468

P	M	K	N	S	H	Typ	Form	Toleranz- klasse	Schneidstoff	Oberfläche	Norm	d1	Katalog-Nr.	Progr. Seite
---	---	---	---	---	---	-----	------	---------------------	--------------	------------	------	----	-------------	-----------------

Gewindebohrer für Whitworth-Rohrgewinde

	•	○	○	○		Produktiv N	B		HSS-E	dampfbe- handelt	DIN 5156	G 1/8 - G1	73321	464
	•	•	•	○	○	Intensiv N-X	C	X	HSS-E	TiAlN	DIN 5156	G 1/16 - G1	53788	466
	•	•	•	○	○	Produktiv N-X	B	X	HSS-E	AlTiZrN	DIN 5156	G 1/16 - G1	53787	471

Kurze Gewindebohrer für Panzerrohrgewinde

	•		○	○		N	B		HSS-E	blank	DIN 40432	PG 7 - PG16	73296	472
--	---	--	---	---	--	---	---	--	-------	-------	-----------	-------------	--------------	-----

Kurze Gewindebohrer für NPT-Gewinde

	•		○	○		N	C		HSS-E	blank	Werksnorm	1/16 - 1	73295	473
--	---	--	---	---	--	---	---	--	-------	-------	-----------	----------	--------------	-----

Gewindeformer mit Schmiernuten für Metr. ISO-Gewinde

	•	•		•		Durativ	C	6HX	HSS-E	TiN	~DIN 371	M 3 - M10	63120	475
	•	•		•		Durativ	C	6HX	HSS-E	blank	~DIN 371	M 3 - M10	73120	474
	•	•		•		Durativ	C	6HX	HSS-E-PM	AlCrN	~DIN 371	M 3 - M10	53620	478
	•	•		•		Durativ	C	6GX	HSS-E	TiN	~DIN 371	M 3 - M10	63119	476
	•	•		•		Durativ	C	6GX	HSS-E-PM	AlCrN	~DIN 371	M 3 - M10	53621	479
	•	•		•		Durativ	C	6HX	HSS-E	TiN	~DIN 376	M12 - M16	63122	477
	•	•		•		Durativ	C	6HX	HSS-E-PM	AlCrN	~DIN 376	M12 - M20	53622	480

P	M	K	N	S	H	Typ	Form	Toleranz-klasse	Schneidstoff	Oberfläche	Norm	d1	Katalog-Nr.	Progr. Seite
---	---	---	---	---	---	-----	------	-----------------	--------------	------------	------	----	-------------	--------------

Kühlkanal-Gewindeformer mit Schmiernuten für Metr. ISO-Gewinde



•	•	•	•	•	•	Durativ	C	6HX	VHM	TiCN	~DIN 371	M 3 - M10	63013	481
---	---	---	---	---	---	---------	---	-----	-----	------	----------	-----------	-------	-----

Gewindeformer ohne Schmiernuten für Metr. ISO-Gewinde



•	•	•	•	•	•	Durativ	C	6HX	HSS-E	TiN	~DIN 376	M12 - M20	63123	484
---	---	---	---	---	---	---------	---	-----	-------	-----	----------	-----------	-------	-----



•	•	•	•	•	•	Durativ	C	6HX	HSS-E	TiN	DIN 371	M 2 - M10	63121	483
---	---	---	---	---	---	---------	---	-----	-------	-----	---------	-----------	-------	-----



•	•	•	•	•	•	Durativ	C	6HX	HSS-E	blank	DIN 371	M 2 - M10	73121	482
---	---	---	---	---	---	---------	---	-----	-------	-------	---------	-----------	-------	-----

Gewindefräser mit Senkfase für Metr. ISO-Gewinde



•	•	•	•	•	•	○	TMC SP		VHM	TiCN	Werksnorm	M 3 - M20	53810	486
---	---	---	---	---	---	---	--------	--	-----	------	-----------	-----------	-------	-----



•	•	•	•	•	•		TMC SP		VHM	blank	Werksnorm	M 3 - M20	73810	485
---	---	---	---	---	---	--	--------	--	-----	-------	-----------	-----------	-------	-----

Gewindefräser mit Senkfase für Metr. ISO-Feingewinde



•	•	•	•	•	•	○	TMC SP		VHM	TiCN	Werksnorm	M 4 X0,5 - M16 X1,5	53820	487
---	---	---	---	---	---	---	--------	--	-----	------	-----------	---------------------	-------	-----



•	•	•	•	•	•		TMC SP		VHM	blank	Werksnorm	M 4 X0,5 - M16 X1,5	73820	488
---	---	---	---	---	---	--	--------	--	-----	-------	-----------	---------------------	-------	-----

Gewindefräser ohne Senkfase für Metr. ISO-Gewinde



•	•	•	•	•	•	○	TM SP		VHM	TiCN	Werksnorm	M 6 - M20 X1,5	53830	490
---	---	---	---	---	---	---	-------	--	-----	------	-----------	----------------	-------	-----



•	•	•	•	•	•		TM SP		VHM	blank	Werksnorm	M 6 - M20 X1,5	73830	489
---	---	---	---	---	---	--	-------	--	-----	-------	-----------	----------------	-------	-----

P	M	K	N	S	H	Typ	Form	Toleranz- klasse	Schneidstoff	Oberfläche	Norm	d1	Katalog-Nr.	Progr. Seite
---	---	---	---	---	---	-----	------	---------------------	--------------	------------	------	----	-------------	-----------------

Hand-Gewindebohrer für Metr. ISO-Gewinde, Satz, rechtsschneidend



•	○	•	•	•	•	N	A/D/C	ISO2/6H	HSS	blank	DIN 352	M 1 - M24	73531	491
---	---	---	---	---	---	---	-------	---------	------------	-------	---------	-----------	--------------	-----

Hand-Gewindebohrer für Metr. ISO-Gewinde, Satz, linksschneidend



•	○	•	•	•	•	N	A/D/C	ISO2/6H	HSS	blank	DIN 352	M 4 - M16	73532	492
---	---	---	---	---	---	---	-------	---------	------------	-------	---------	-----------	--------------	-----

Hand-Gewindebohrer für Metr. ISO-Feingewinde, Satz



•	○	•	•	•	•	N	D/C	ISO2/6H	HSS	blank	DIN 2181	M 5 X0,5 - M18 X1,5	73521	493
---	---	---	---	---	---	---	-----	---------	------------	-------	----------	------------------------	--------------	-----

Hand-Gewindebohrer für UNC-Gewinde, Satz



•	○	•	•	•	•	N	A/D/C	2B	HSS	blank	~DIN 352	4 -40 - 3/4 -10	73535	494
---	---	---	---	---	---	---	-------	----	------------	-------	----------	-----------------	--------------	-----

Hand-Gewindebohrer für BSW-Gewinde, Satz



•	○	•	•	•	•	N	A/D/C		HSS	blank	~DIN 352	W 1/8 - W 3/4	73534	495
---	---	---	---	---	---	---	-------	--	------------	-------	----------	---------------	--------------	-----

P	M	K	N	S	H	Typ	Form	Toleranz-klasse	Schneidstoff	Oberfläche	Norm	d1	Katalog-Nr.	Progr. Seite
---	---	---	---	---	---	-----	------	-----------------	--------------	------------	------	----	-------------	--------------

Hand-Gewindebohrer für Rohrgewinde, Satz



•	○	•	•	•	•	N	D/C		HSS	blank	DIN 5157	G 1/8 - G 1/2	73522	496
---	---	---	---	---	---	---	-----	--	-----	-------	----------	---------------	--------------	-----

Kombibohrer für Metrische ISO-Gewinde



•	○	•	•	•	•	N	D	ISO2/6H	HSS-E	blank	Werksnorm	M 3 - M12	73248	497
---	---	---	---	---	---	---	---	---------	-------	-------	-----------	-----------	--------------	-----

Maschinen-Muttergewindebohrer für Metrische ISO-Gewinde



•	○	•	•	•	•	N		ISO2/6H	HSS-E	blank	DIN 357	M 3 - M18	73243	498
---	---	---	---	---	---	---	--	---------	-------	-------	---------	-----------	--------------	-----

Schneideisen für Metrische ISO-Gewinde



•	○	•	•	•	•		B	6g	HSS	blank	DIN EN 22568	M 1 - M30	73400	499
---	---	---	---	---	---	--	---	----	-----	-------	--------------	-----------	--------------	-----



•	○	○	•	•	•		B	6g	HSS	blank	DIN EN 22568	M 3 - M18	73410	500
---	---	---	---	---	---	--	---	----	-----	-------	--------------	-----------	--------------	-----



•	•	•	•	•	•		B	6g	HSS-E	nitriert	DIN EN 22568	M 2,5 - M20	73413	501
---	---	---	---	---	---	--	---	----	-------	----------	--------------	-------------	--------------	-----

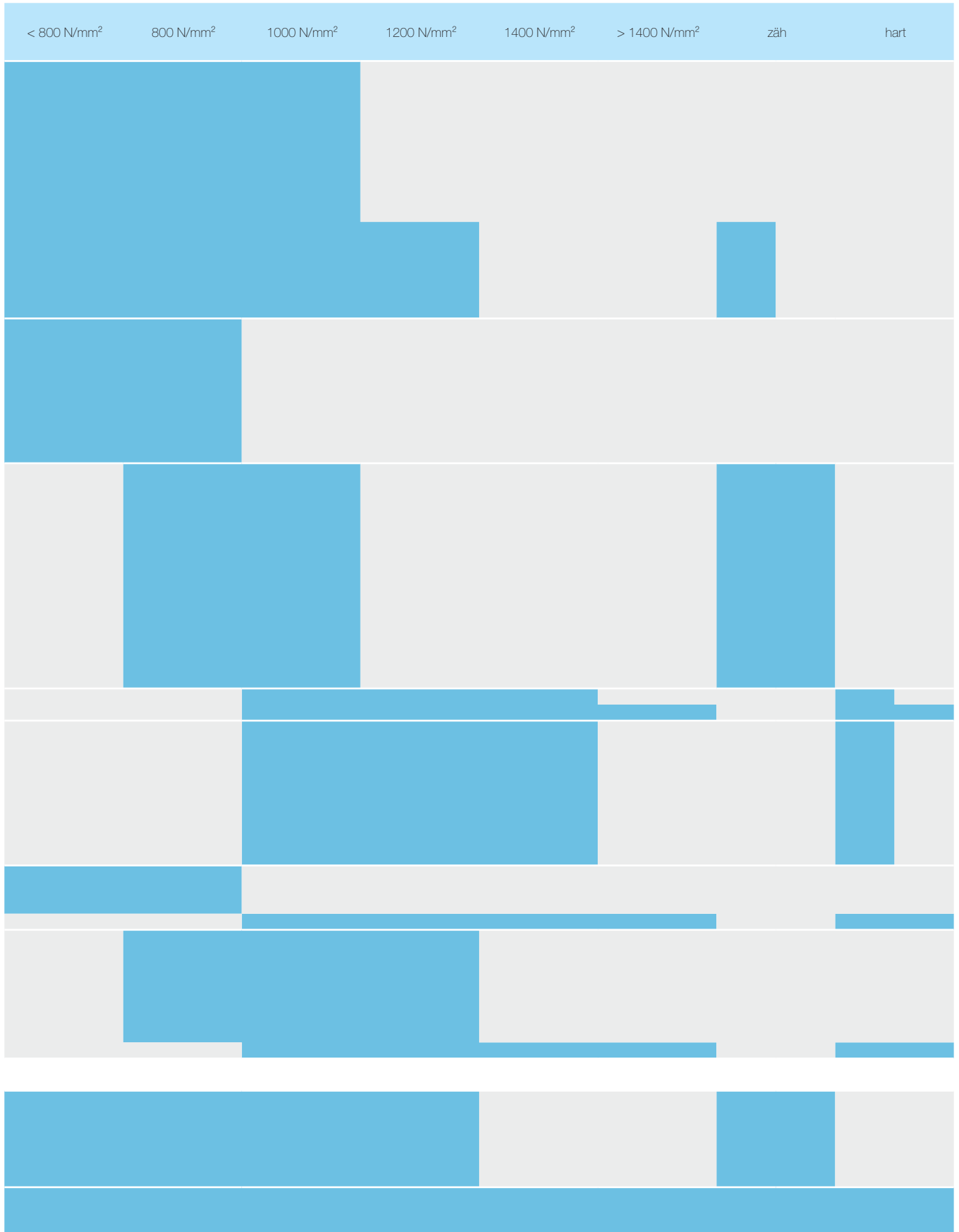
Anwendung

Zuordnung nach Werkstoffen

Farbring	Katalog-Nr.		Nichteisenmetalle, Aluminium	Stähle	GG, GGG	rost- und säure- beständige Stähle	Nickel, Titan- Legierungen	Gehärtete Stähle
	Produktiv	Intensiv						
Grün	73033	73046						
	73038	73048						
	73183	73187						
	73308	73322						
	73309	73323						
	73310	73324						
	73321	73325						
	63033	63046						
		63048						
		73047						
	53733	53746						
	53778	53780						
	53787	53788						
	53053	53050						
Grün Synchro	53054	53051						
	53055	53052						
Gelb	73133	73146						
	73132	73145						
	73138	73148						
	73250	73173						
		73227						
		73286						
	63133	63146						
	63138	63148						
		63173						
Blau	73176	73660						
	73177	73659						
	73178	73180						
	73297	73304						
	73298	73305						
	73299	73306						
	73300	73288						
	63176	73662						
	63177	73665						
	73641	63662						
	73643	63665						
		73293						
	53641	53662						
	53643	53665						
	ohne Ring	53667	53666					
53669		53668						
Rot	73642	53661						
	73645	73619						
	73646	73661						
	53642	73664						
	73640	73666						
	63641	63010						
	63643	63674						
	53640	63675						
	53670	53670						
Schwarz	73131	73156						
	73189	73136						
	73011	73011						
	53670	53670						
Weiss	73201	73201						
	73211	73211						
	73194	73194						
	73326	73326						
	73327	73327						
	73345	73345						
	63201	63201						
	53670	53670						
für Durchgangs- und Grundgewinde								
Gewinde- former	73121	63122						
	63121	53620						
	63123	53621						
	73120	53622						
	63120	63013						
	63119							
Gewinde- fräser	73810	53820						
	73820	73830						
	53810	53830						

■ optimal
 ■ gut geeignet

Zuordnung nach Zugfestigkeit



Auswahlempfehlungen für Gewindebohrer

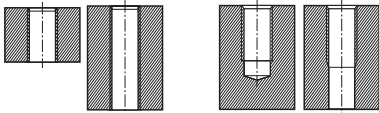


Werkstoffbeispiele	für universelle Anwendung bei Werkstoffen <math><1100\text{ N/mm}^2</math>, z.B.: Baustähle, Automatenstähle, Einsatzstähle, Vergütungsstähle, Nitrierstähle, Kugelgraphitguss					für Synchronbearbeitung universelle Anwendung bei Werkstoffen bis 1100 N/mm^2	
	Bohrungsart		Bohrungsart			Bohrungsart	
Schneidstoff	HSS-E					HSS-E-PM	HSS-E-PM
	Produktiv N		Intensiv N		Intensiv N	Produktiv-Synchro	Intensiv-Synchro
Typ	B		C		E	B	C
Form	B		C		E	B	C
Oberfläche	dampfbeh.	TiN	dampfbeh.	TiN	blank	TiCN	TiCN
v_c m/min	≤ 15	≤ 20	≤ 15	≤ 20	≤ 15	≤ 20	≤ 20

Gewindeart	Baumaße nach DIN 2184-1	Toleranzfeld	Katalog-Nr./Ø-Bereich/Seite					
			ISO 2 6H	ISO 2 6H	ISO 2 6H	ISO 2 6H	ISO 2 6H	
M	DIN 371	ISO 2 6H	73033 M3 - M10 366	63033 M3 - M10 365	73046 M3 - M10 372	63046 M3 - M10 371	73047 M4 - M10 375	53053 M2 - M10 362
		6HX						53050 M5 - M10 368
	DIN 376	ISO 2 6H	73038 M12 - M24 367		73048 M12 - M24 374	63048 M12 - M20 373		53054 M12 - M20 363
		6HX						53051 M12 - M20 369
MF	DIN 374	ISO 2 6H	73183 M6x0,75 - M20x1,5 439		73187 M6x0,75 - M20x1,5 440		53055 M8x1 - M16x1,5 437	
		6HX					53052 M8x1 - M20x1,5 438	
UNC	DIN ~ 371	2B	73308 Nr.4-40 - 3/8-16 449		73322 Nr.4-40 - 3/8-16 451			
	DIN ~ 376	2B	73309 1/2-13 - 3/4-10 450		73323 1/2-13 - 3/4-10 452			
UNF	DIN ~ 374	2B	73310 Nr.10-32 - 5/8-18 459		73324 Nr.10-32 - 5/8-18 460			
G	DIN 5156	-	73321 G1/8 - G1 464		73325 G1/8 - G1 465			



Allround-Anwendung
Stähle bis 1300 N/mm²
inkl. rost- und säurebeständige Stähle,
Guss, NE-Metalle



HSS-E		HSS-E	
ProduktivN-X		IntensivN-X	
B		C	
AlTiZrN		TiAlN	
≤ 20		≤ 20	
Katalog-Nr./Ø-Bereich/Seite			
53733	M2 - M10	53746	M2 - M10
364		370	
53733	M12 - M30	53746	M12 - M30
364		370	
53778	MF 6x0,75 - MF 24x1,5	53780	MF 6x0,75 - MF 24x1,5
436		435	
53787	G1/16 - G1	53788	G1/16 - G1
471		466	

STOCK ProduktivN-X

Durchgangs-Gewindebohrer, Form B,
mit Schälanschnitt, HSS-E, AlTiZrN

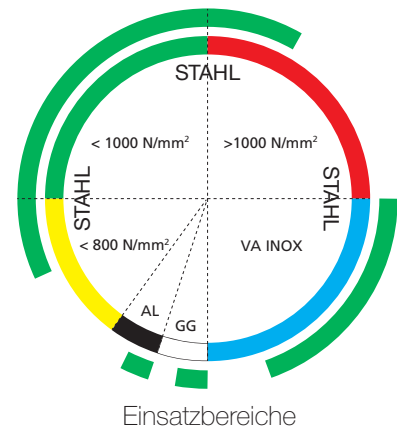
STOCK IntensivN-X

Grund-Gewindebohrer, Form C,
45°-Spirale, HSS-E, TiAlN




Die Allrounder für Innengewindeherstellung mit extrem großem Einsatzgebiet. Von Automaten-, Kohlenstoff-, Einsatz-, Vergütungs- und rost- und säurebeständigen Stählen, über Gusswerkstoffe bis hin zu diversen Nichteisenmetallen in einem Zugfestigkeitsspektrum von < 600 N/mm² bis 1300 N/mm², bei prozesssicherer Spanabfuhr, langer Standzeit und hoher Maßgenauigkeit der zu fertigenden Innengewinde.

Die neuartige Schneidengeometrie in Verbindung mit dem kontrollierten Auftrag der Verschleißschutzschicht und der damit verbundenen Einhaltung der Innengewindetoleranzen, ohne zu Verschneiden und ohne Vorweiten, erlaubt die Herstellung des Flankendurchmessers in der Fertigungstoleranz nach 6HX, für mehr Wirtschaftlichkeit durch höhere Leistung, für noch größere Universalität und absolute Prozesssicherheit.



Auswahlempfehlungen für Gewindebohrer

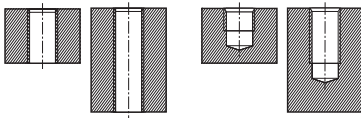


Werkstoffbeispiele	für rost- und säurebeständige Stähle z.B.: geschwefelte Stähle austenitische Stähle martensitische Stähle ferritische Stähle				für rost- und säurebeständige Stähle z.B.: geschwefelte Stähle austenitische Stähle martensitische Stähle ferritische Stähle			
	Bohrungsart				Bohrungsart			
Schneidstoff	HSS-E		HSS-E-PM		HSS-E		HSS-E-PM	
Typ	Produktiv HD				Intensiv HD			
Form	B				C			
Oberfläche	dampfbeh.	TiN	blank	TiCN	dampfbeh.	blank	TiCN	TiN
v _c m/min	≤ 15	≤ 20	≤ 15	≤ 20	≤ 15	≤ 15	≤ 20	≤ 20

Gewindeart	Baumaße nach DIN 2184-1	Toleranzfeld	Katalog-Nr./Ø-Bereich/Seite							
			73176 M3 - M10 414	63176 M3 - M10 413	73641 M3 - M10 415	53641 M3 - M10 412	73660 M3 - M10 422	73662 M3 - M10 423	53662 M3 - M10 420	63662 M3 - M10 421
M	DIN 371	ISO 2 6H								
		6HX								
	DIN 376	ISO 2 6H	73177 M12 - M20 418	63177 M12 - M16 417	73643 M12 - M22 419	53643 M12 - M16 416	73659 M12 - M20 426	73665 M12 - M24 427	53665 M12 - M16 424	63665 M12 - M16 425
		6HX								
MF	DIN 374	ISO 2 6H	73178 M5x0,5 - M20x1,5 446					73180 M8x1 - M20x1,5 447		
UNC	DIN ~ 371	2B	73297 Nr.4-40 - 3/8-16 453					73304 Nr.4-40 - 3/8-16 455		
	DIN ~ 376	2B	73298 1/2-13 - 1-8 454					73305 1/2-13 - 3/4-10 456		
UNF	DIN ~ 374	2B	73299 Nr.10-32- 5/8-18 461					73306 Nr.10-32- 3/4-16 462		
G	DIN 5156	-	73300 G1/8 - G1 468					73288 G1/8 - G1 469		
NPT	Werksnorm	-	73293 1/8 - 3/4 463							



für Titan und Titanlegierungen



Standfest in schwierigen Materialien.

Speziell für die prozesssichere Bearbeitung von Titan und Titanlegierungen ergänzen die Gewindebohrer vom Typ HDX unser Programm.

Vorteile:

- absolut maßgenaue Gewinde
- optimale Spanabfuhr
- kein Klemmen
- geringer Verschleiß
- hohe Standwege
- maximale Prozesssicherheit

HSS-E-PM	
Produktiv HDX	Intensiv HDX
B	C
TiCN	TiCN
≤ 20	≤ 20
Katalog-Nr./Ø-Bereich/Seite	
53667 M3 - M10 377	53666 M3 - M10 382
53667 M12 - M16 377	53666 M12 - M16 382



Auswahlempfehlungen für Gewindebohrer



Werkstoffbeispiele	für hochfeste Stähle ≥ 1100...1400 N/mm ² , z.B.: Vergütungsstähle Legierte Kaltarbeitsstähle Schnellarbeitsstähle					für hochfeste Stähle ≥ 1100...1400 N/mm ² , z.B.: Vergütungsstähle Legierte Kaltarbeitsstähle Schnellarbeitsstähle			
	Bohrungsart					Bohrungsart			
Schneidstoff	HSS-E		HSS-E-PM			HSS-E			HSS-E-PM
Typ	Produktiv H					Intensiv H			HR 15
Form	B					C			C
Oberfläche	nitriert	TiCN	blank	TiN	TiCN	blank	TiCN	TiN	blank
v _c m/min	≤ 15	≤ 20	≤ 15	≤ 20	≤ 20	≤ 15	≤ 20	≤ 20	≤ 15

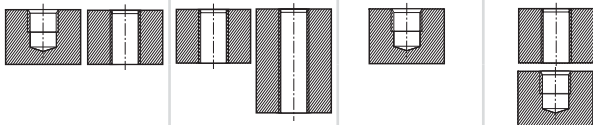
Gewindeart	Baumaße nach DIN 2184-1	Toleranzfeld	Katalog-Nr./Ø-Bereich/Seite									
			73642 M2 - M10 401	53642 M2 - M10 398	73640 M3 - M10 400	63641 M3 - M10 399	53640 M3 - M10 397	73661 M3 - M10 407	53661 M2 - M10 404	63674 M3 - M10 405	73619 M3 - M10 406	
M	DIN 371	ISO 2 6H										
		6HX										
	DIN 376	ISO 2 6H	73645 M12 - M20 403			63643 M12 - M20 402			73664 M12 - M20 409			63675 M12 - M20 408
6HX				53640 M12 - M16 397				53661 M12 - M16 404				
MF	DIN 374	ISO 2 6H	73646 M3x0,35 - M22x1,5 445									
UNC	DIN ~ 371	2B										
	DIN ~ 376	2B										
UNF	DIN ~ 374	2B										
G	DIN 5156	-										



für hochfeste Werkstoffe
≥ 1400 N/mm²

für hochfeste Sonderlegierungen
≥ 1400 N/mm²,
z.B.: Inconel

für gehärtete Stähle
54-60 HRC



HSS-E-PM	HSS-E-PM		VHM
HCX	Produktiv HX	Intensiv HX	H
C	B	B	D
TiCN	AlTiN	AlTiN	TiCN
≤ 20	≤ 20	≤ 20	≤ 2

Katalog-Nr./Ø-Bereich/Seite

53670 M5 - M10 383	53669 M3 - M10 376	53668 M3 - M10 381	
	53669 M12 - M16 376	53668 M12 - M16 381	
			63010 M3 - M12 411

Für harte Fälle.

Mit den Gewindebohrern vom Typ HX und HCX bietet Stock spezielle Lösungen für die Bearbeitung hochfester Werkstoffe an. Ihre spezielle Hartstoff-Beschichtung gibt ihnen die hohe Verschleißfestigkeit für die hohen Anforderungen bei der Hartbearbeitung.

Anwendungsgebiet **HX**:

- Inconel
- Hastelloy
- Waspalloy
- Ni-Basislegierungen


Anwendungsgebiet **HCX**:

- Werkzeugstähle
- leg. Vergütungsstähle
- Schnellarbeitsstähle
- Temperguss
- Guss mit Vermikulargraphit
- Guss mit Kugelgraphit
- Bronze, hart
- Sonderwerkstoffe, hart
- Ampco >21

Vorteile:

- prozesssicheres Gewindeschneiden
- hohe Standzeiten
- Maßgenauigkeit


Auswahlempfehlungen für Gewindebohrer



Werkstoffbeispiele	für allg. Stähle $\leq 800 \text{ N/mm}^2$ und Buntmetalle		für allg. Stähle $\leq 800 \text{ N/mm}^2$, z.B.: Baustähle, Automatenstähle, Einsatzstähle, Vergütungsstähle		für allg. Stähle $\leq 800 \text{ N/mm}^2$, z.B.: Baustähle, Automatenstähle, Einsatzstähle, Vergütungsstähle		für allg. Stähle $\leq 800 \text{ N/mm}^2$ und Buntmetalle		für allg. Stähle $\leq 800 \text{ N/mm}^2$, z.B.: Baustähle, Automatenstähle, Einsatzstähle, Vergütungsstähle	
Bohrungsart										
Schneidstoff	HSS-E									
Typ	Massiv N		N		Produktiv N		Intensiv N			
Form	B		C		B		C			
Oberfläche	blank		blank		blank, TiN		blank		blank, TiN	
v_c m/min	≤ 15		≤ 15		≤ 15 , ≤ 20		≤ 15		≤ 15 , ≤ 20	

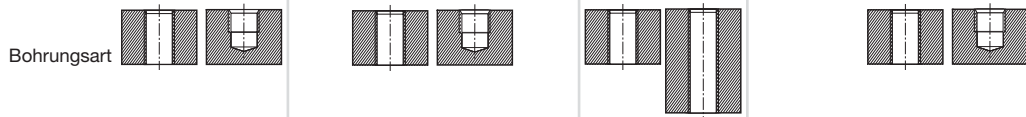
Gewindeart	Baumaße nach DIN 2184-1	Toleranzfeld	Katalog-Nr./Ø-Bereich/Seite							
			73126 M2,3 - M10 380	73185 M1 - M10 378	73133 M2 - M10 387	63133 M3 - M10 385	73221 M2 - M10 393	73146 M2 - M10 392	63146 M3 - M10 390	
M	DIN 371	ISO 2 6H								
		ISO 3 6G			73132 M2,5 - M10 386				73145 M3 - M10 391	
	DIN 376	ISO 2 6H		73191 M6 - M22 379	73138 M2 - M24 389	63138 M12 - M20 388	73227 M3 - M20 396		73148 M3 - M30 395	63148 M12 - M20 394
MF	DIN 374	ISO 2 6H		73237 M8x0,75 - M24x1,5 441	73250 M4x0,50 - M36x1,5 442				73173 M3x0,35 - M30x2 443	63173 M8x1 - M20x1,5 444
G	DIN 5156	-							73286 G1/8 - G1 1/2 467	

Auswahlempfehlungen für Gewindebohrer



Werkstoffbeispiele

- für kurzspanende NE-Legierungen, z.B.: AISi > 10% Si
- für Al und Al-Legierungen, z.B.: Reinaluminium-Legierungen Al-Knetlegierungen < 10% Si
- für kurzspanendes Al und Al-Legierungen Buntmetalle Kunststoffe
- für Gusswerkstoffe, z.B.: Grauguss Temperguss Kugelgraphitguss Gusseisen



Schneidstoff	HSS-E-PM		HSS-E		VHM	HSS-E-PM		HSS-E	
Typ	HCX		Produktiv W	Intensiv W	H	HCX		GG	
Form	C		B	C		C		C	
Oberfläche	TiCN		blank	blank	blank	TiCN		nitriert	AlTiN
v _c m/min	≤ 20		≤ 15	≤ 15	≤ 15	≤ 20		≤ 20	≤ 30

Gewindeart	Baumaße nach DIN 2184-1	Toleranzfeld	Katalog-Nr./Ø-Bereich/Seite					
			HSS-E-PM		HSS-E		VHM	
M	DIN 371	ISO 2 6H	73131 M2 - M10 431		73156 M2 - M10 433			
		6HX	53670 M5 - M10 483			73011 M3 - M10 384	53670 M5 - M10 383	73201 M3 - M10 429
	DIN 376	ISO 2 6H	73189 M12 - M20 432		73136 M12 - M20 434			
		6HX					73211 M12 - M20 430	
MF	DIN 374	6HX					73194 M8x1 - M20x1,5 448	
UNC	DIN ~ 371	2B					73326 Nr.8-32 - 3/8-16 457	
	DIN ~ 376	2B					73327 1/2-13 - 1-8 458	
G	DIN 5156	-					73345 G1/8 - G1 470	

Auswahlempfehlungen für Hand-Gewindebohrer, kurze Maschinen- und Sonder-Gewindebohrer



Werkstoffbeispiele
für allg. Stähle $\leq 800 \text{ N/mm}^2$, z.B.: Baustähle, Automatenstähle, Einsatzstähle, Vergütungsstähle
Die Sätze 73531 und 73532 sind auch für hochfeste, rost- und säurebeständige Stähle geeignet

für allg. Stähle $\leq 800 \text{ N/mm}^2$, z.B.: Baustähle Automatenstähle Einsatzstähle Vergütungsstähle



Schneidstoff	HSS		HSS-E	
Typ	N		N	
Form	-		B	Kombi
Oberfläche	blank		blank	blank
v_c m/min	-		≤ 15	≤ 15

Gewindeart	Baumaße nach DIN 2184-1	Toleranzfeld	Katalog-Nr./Ø-Bereich/Seite		
M	DIN 352	ISO 2 6H	73531 (Satz) RH: V 73101 M 73102 F 73103 M1 - M24 491	73532 (Satz) LH: V 73105 M 73106 F 73107 M4 - M16 492	73243 M3 - M18 498
	Werksnorm	ISO 2 6H			73248 M3 - M12 497
MF	DIN 2181	ISO 2 6H	73521 (Satz): V 73110 / F 73111 M5x0,5 - M18x1,5 493		
UNC	~DIN 352	2B	73535 (Satz): V 73301 / M 73302 / F 73303 Nr.4-40 - 3/4-10 494		
BSW	~DIN 352	-	73534 (Satz): V 73311 / M 73312 / F 73313 W1/8 - W3/4 495		
G	DIN 5157	-	73522 (Satz): V 73315 / F 73316 G1/8 - G1/2 496		
Pg	DIN 40432	-	73296 Pg7 - PG16 472		
NPT	Werksnorm	-	73295 1 1/16 - 1 473		

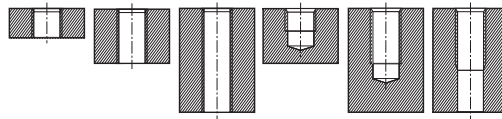


auch bei STOCK erhältlich:
GEWINDESPANNFUTTER

Auswahlempfehlungen für Gewindeformer



Bohrungsart



Werkstoffbeispiele

für allg. Stähle $\geq 800 \dots 1000 \text{ N/mm}^2$,
rost- und säurebeständige Stähle,
universelle Anwendung bei Werkstoffen $< 1000 \text{ N/mm}^2$ und
Al und Al-Legierungen

Schneidstoff	HSS-E				HSS-E-PM	VHM
Typ	Durativ					
Form	C ohne Schmiernuten			C mit Schmiernuten		
Oberfläche	blank	TiN	blank	TiN	AlCrN	TiCN
v_c m/min	4-50	4-50	4-50	4-50	4-50	4-50

Gewindeart	Baumaße nach DIN 2174	Toleranzfeld	Katalog-Nr./Ø-Bereich/Seite					
M	~ DIN 371	6HX	73121 M2 - M10 482	63121 M2 - M10 483	73120 M3 - M10 474	63120 M3 - M10 475	53620 M3 - M10 478	63013 M3 - M10 481
			6GX			63119 M3 - M10 476	53621 M3 - M10 479	
	~ DIN 376	6HX			63123 M12 - M20 484		63122 M12 - M16 477	53622 M12 - M20 480

Auswahlempfehlungen für Gewindefräser



Bohrungsart

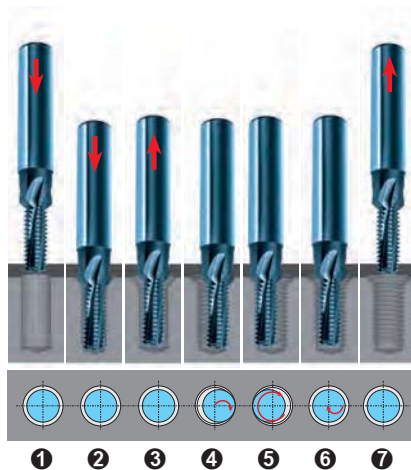


Werkstoffbeispiele

für universelle Anwendung:
Baustähle, Automatenstähle, Einsatzstähle,
Vergütungsstähle, Werkzeugstähle, Schnellarbeitsstähle, geschwefelte,
austenitische und martensitische Stähle, Sonderlegierungen,
Al und Al-Legierungen,
Gusswerkstoffe,
Buntmetalle, Kunststoffe, Mg-Legierungen, Titan

Schneidstoff	VHM		VHM	
Typ	TMC SP		TM SP	
Form	-	-	-	-
Oberfläche	blank	TiCN	blank	TiCN
v_c m/min	100 - 300 (Ti: 40-60)	50 - 200	100 - 300 (Ti: 40-60)	50 - 200

Gewindeart	Baumaße nach	Gewindetiefe	Katalog-Nr./Ø-Bereich/Seite			
M	Werksnorm	2,0 x D	73810	53810	73830	53830
			M3 - M20 485	M3 - M20 486	M6 - M20 489	M6 - M20 490
MF	Werksnorm	2,0 x D	73820	53820	73830	53830
			M4x0,5 - M16x1,5 488	M4x0,5 - M16x1,5 487	M8x1 - M20x1,5 489	M8x1 - M20x1,5 490



Maschinen-Gewindebohrer

Gewindebohrer für Metrische ISO-Gewinde



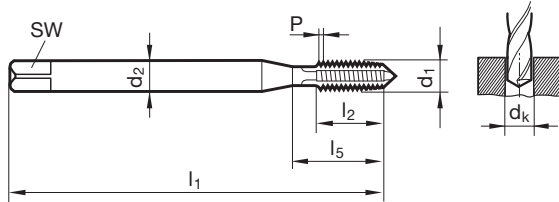
Katalog-Nr. 53053

Produktiv Synchro	DIN 371	B	HSS-E- PM	TiCN	R	ISO2/6H
----------------------	------------	---	--------------	------	---	---------

P	M	K	N	S	H
•	•	•	•	○	

Arbeitsrichtwerte
Seite 348

- für Durchgangsgewinde
- mit Schälanschnitt
- Spanförderung in Vorschubrichtung
- universell einsetzbar
- Stahlwerkstoffe bis 1200 N/mm²



d1	P mm	d2 mm	SW mm	dk mm	l1 mm	l2 mm	l5 mm
M 2	0,400	2,800	2,100	1,60	45,000	8,000	13,500
M 2,2	0,450	2,800	2,100	1,75	45,000	9,000	14,500
M 2,5	0,450	2,800	2,100	2,05	50,000	9,000	14,500
M 3	0,500	3,500	2,700	2,50	56,000	10,000	18,000
M 4	0,700	4,500	3,400	3,30	63,000	12,000	21,000
M 5	0,800	6,000	4,900	4,20	70,000	14,000	25,000
M 6	1,000	6,000	4,900	5,00	80,000	16,000	30,000
M 8	1,250	8,000	6,200	6,80	90,000	17,000	35,000
M 10	1,500	10,000	8,000	8,50	100,000	20,000	39,000

Maschinen-Gewindebohrer

Gewindebohrer für Metrische ISO-Gewinde



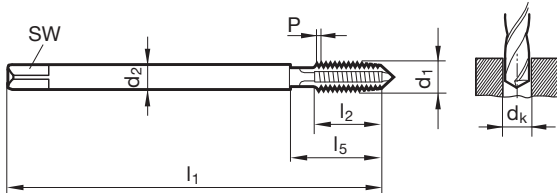
Katalog-Nr. 53054

Produktiv Synchro	DIN 376	B	HSS-E- PM	TiCN	R	ISO2/6H
----------------------	------------	---	--------------	------	---	---------

P	M	K	N	S	H
•	•	•	•	○	

Arbeitsrichtwerte
Seite 348

- für Durchgangsgewinde
- mit Schälanschnitt
- Spanförderung in Vorschubrichtung
- universell einsetzbar
- Stahlwerkstoffe bis 1200 N/mm²



d1	P mm	d2 mm	SW mm	dk mm	l1 mm	l2 mm	l5 mm
M12	1,750	9,000	7,000	10,20	110,000	24,000	49,000
M14	2,000	11,000	9,000	12,00	110,000	26,000	53,000
M16	2,000	12,000	9,000	14,00	110,000	26,000	54,000
M18	2,500	14,000	11,000	15,50	125,000	30,000	62,000
M20	2,500	16,000	12,000	17,50	140,000	32,000	62,000

Maschinen-Gewindebohrer

Gewindebohrer für Metrische ISO-Gewinde

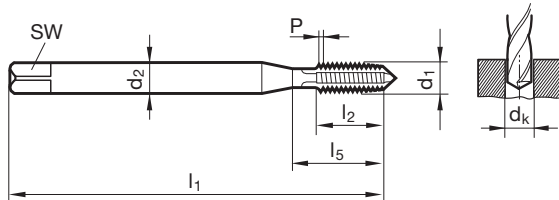


Katalog-Nr. 53733

Produktiv N-X	~DIN 371/6	B	HSS-E	Al-TiZrN	R	6HX
-------------------------	----------------------	----------	--------------	-----------------	----------	------------

P	M	K	N	S	H
•	•	•	○	•	

Arbeitsrichtwerte
Seite 348



- für Durchgangsgewinde
- mit Schälanschnitt
- Spanförderung in Vorschubrichtung
- universell einsetzbar
- Stahlwerkstoffe 600 bis 1300 N/mm²
- rost-/säurebest. Stähle
- NE-Metalle
- Gusswerkstoffe

d1	P mm	d2 mm	SW mm	dk mm	l1 mm	l2 mm	l5 mm
M 2	0,400	2,800	2,100	1,60	45,000	8,000	13,500
M 2,5	0,450	2,800	2,100	2,05	50,000	9,000	14,500
M 3	0,500	3,500	2,700	2,50	56,000	10,000	18,000
M 4	0,700	4,500	3,400	3,30	63,000	12,000	21,000
M 5	0,800	6,000	4,900	4,20	70,000	14,000	25,000
M 6	1,000	6,000	4,900	5,00	80,000	16,000	30,000
M 8	1,250	8,000	6,200	6,80	90,000	17,000	35,000
M10	1,500	10,000	8,000	8,50	100,000	20,000	39,000
M12	1,750	9,000	7,000	10,20	110,000	24,000	49,000
M14	2,000	11,000	9,000	12,00	110,000	26,000	53,000
M16	2,000	12,000	9,000	14,00	110,000	26,000	54,000
M18	2,500	14,000	11,000	15,50	125,000	30,000	62,000
M20	2,500	16,000	12,000	17,50	140,000	32,000	62,000
M24	3,000	18,000	14,500	21,00	160,000	36,000	73,000
M30	3,500	22,000	18,000	26,50	180,000	40,000	85,000

Maschinen-Gewindebohrer

Gewindebohrer für Metrische ISO-Gewinde



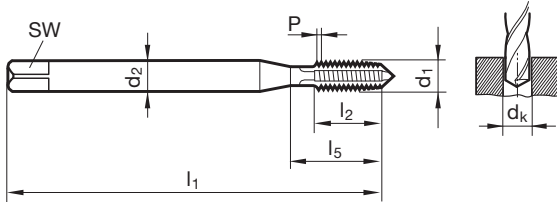
Katalog-Nr. 63033

Produktiv N	DIN 371	B	HSS-E	TiN	R	ISO2/6H
-----------------------	--------------------------	----------	--------------	------------	----------	----------------

P	M	K	N	S	H
●	○	○	○		

Arbeitsrichtwerte
Seite 348

- für Durchgangsgewinde
- mit Schälanschnitt
- Spanförderung in Vorschubrichtung
- universell einsetzbar
- Stahlwerkstoffe bis 1100 N/mm²



d1	P mm	d2 mm	SW mm	dk mm	l1 mm	l2 mm	l5 mm
M 3	0,500	3,500	2,700	2,50	56,000	10,000	18,000
M 4	0,700	4,500	3,400	3,30	63,000	12,000	21,000
M 5	0,800	6,000	4,900	4,20	70,000	14,000	25,000
M 6	1,000	6,000	4,900	5,00	80,000	16,000	30,000
M 8	1,250	8,000	6,200	6,80	90,000	18,000	35,000
M10	1,500	10,000	8,000	8,50	100,000	20,000	39,000

Maschinen-Gewindebohrer

Gewindebohrer für Metrische ISO-Gewinde



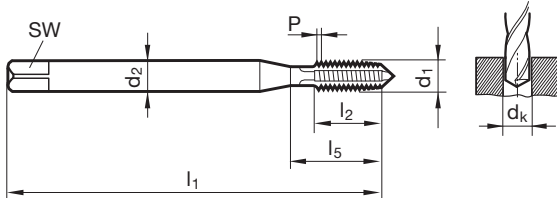
Katalog-Nr. 73033

Produktiv N	DIN 371	B	HSS-E	dampfbe- handelt	R	ISO2/6H
-----------------------	--------------------------	----------	--------------	---------------------	----------	---------

P	M	K	N	S	H
●	○	○	○		

Arbeitsrichtwerte
Seite 348

- für Durchgangsgewinde
- mit Schälanschnitt
- Spanförderung in Vorschubrichtung
- universell einsetzbar
- Stahlwerkstoffe bis 1100 N/mm²



d1	P mm	d2 mm	SW mm	dk mm	l1 mm	l2 mm	l5 mm
M 3	0,500	3,500	2,700	2,50	56,000	10,000	18,000
M 4	0,700	4,500	3,400	3,30	63,000	12,000	21,000
M 5	0,800	6,000	4,900	4,20	70,000	14,000	25,000
M 6	1,000	6,000	4,900	5,00	80,000	16,000	30,000
M 8	1,250	8,000	6,200	6,80	90,000	18,000	35,000
M10	1,500	10,000	8,000	8,50	100,000	20,000	39,000

Maschinen-Gewindebohrer

Gewindebohrer für Metrische ISO-Gewinde



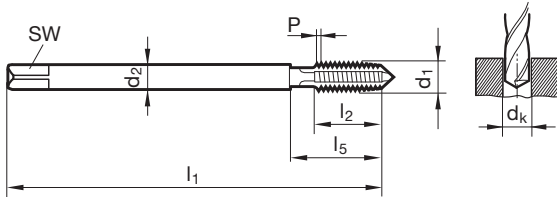
Katalog-Nr. 73038

Produktiv N	DIN 376	B	HSS-E	dampfbe- handelt	R	ISO2/6H
-----------------------	--------------------------	----------	--------------	---------------------	----------	---------

P	M	K	N	S	H
●	○	○	○		

Arbeitsrichtwerte
Seite 348

- für Durchgangsgewinde
- mit Schälanschnitt
- Spanförderung in Vorschubrichtung
- universell einsetzbar
- Stahlwerkstoffe bis 1100 N/mm²



d1	P mm	d2 mm	SW mm	dk mm	l1 mm	l2 mm	l5 mm
M12	1,750	9,000	7,000	10,20	110,000	24,000	49,000
M14	2,000	11,000	9,000	12,00	110,000	26,000	53,000
M16	2,000	12,000	9,000	14,00	110,000	26,000	54,000
M18	2,500	14,000	11,000	15,50	125,000	30,000	62,000
M20	2,500	16,000	12,000	17,50	140,000	32,000	62,000
M22	2,500	18,000	14,500	19,50	140,000	32,000	62,000
M24	3,000	18,000	14,500	21,00	160,000	36,000	73,000

Maschinen-Gewindebohrer

Gewindebohrer für Metrische ISO-Gewinde



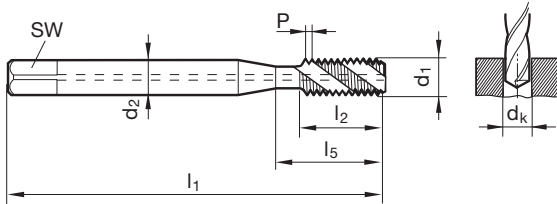
Katalog-Nr. 53050



P	M	K	N	S	H
•	•	•	•	○	

Arbeitsrichtwerte
Seite 348

- für Grundgewinde
- Nuten mit ca. 50° Rechtsdrall
- kurzes Schneidteil, nur mit Synchronführung verwendbar
- Spanförderung in Schafrichtung
- universell einsetzbar
- Stahlwerkstoffe bis 1200 N/mm²



d1	P	d2	SW	dk	l1	l2	l5
	mm	mm	mm	mm	mm	mm	mm
M 5	0,800	6,000	4,900	4,20	70,000	4,000	25,000
M 6	1,000	6,000	4,900	5,00	80,000	5,000	30,000
M 8	1,250	8,000	6,200	6,80	90,000	6,300	35,000
M10	1,500	10,000	8,000	8,50	100,000	7,500	39,000

Maschinen-Gewindebohrer

Gewindebohrer für Metrische ISO-Gewinde



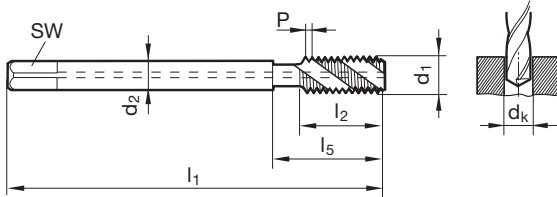
Katalog-Nr. 53051



P	M	K	N	S	H
●	●	●	●	○	

Arbeitsrichtwerte
Seite 348

- für Grundgewinde
- Nuten mit ca. 50° Rechtsdrall
- kurzes Schneidteil, nur mit Synchronführung verwendbar
- Spanförderung in Schafrichtung
- universell einsetzbar
- Stahlwerkstoffe bis 1200 N/mm²



d1	P	d2	SW	dk	l1	l2	l5
	mm	mm	mm	mm	mm	mm	mm
M12	1,750	9,000	7,000	10,20	110,000	8,800	63,000
M14	2,000	11,000	9,000	12,00	110,000	10,000	58,000
M16	2,000	12,000	9,000	14,00	110,000	10,000	58,000
M20	2,500	16,000	12,000	17,50	140,000	12,500	85,000

Maschinen-Gewindebohrer

Gewindebohrer für Metrische ISO-Gewinde



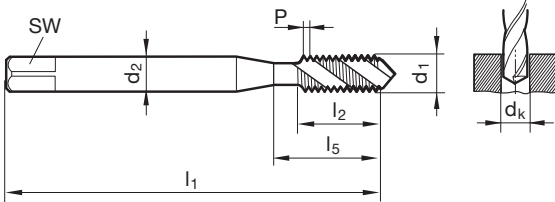
Katalog-Nr. 53746



P	M	K	N	S	H
●	●	●	○	○	

Arbeitsrichtwerte
Seite 348

- für Grundgewinde
- Nuten mit ca. 45° Rechtsdrall
- Spanförderung in Schafrichtung
- universell einsetzbar
- Stahlwerkstoffe 600 bis 1300 N/mm²
- rost-/säurebest. Stähle
- NE-Metalle
- Gusswerkstoffe



d1	P mm	d2 mm	SW mm	dk mm	l1 mm	l2 mm	l5 mm
M 2	0,400	2,800	2,100	1,60	45,000	4,500	13,500
M 2,5	0,450	2,800	2,100	2,05	50,000	5,000	14,500
M 3	0,500	3,500	2,700	2,50	56,000	6,000	18,000
M 4	0,700	4,500	3,400	3,30	63,000	7,500	21,000
M 5	0,800	6,000	4,900	4,20	70,000	8,500	25,000
M 6	1,000	6,000	4,900	5,00	80,000	11,000	30,000
M 8	1,250	8,000	6,200	6,80	90,000	14,000	35,000
M10	1,500	10,000	8,000	8,50	100,000	16,000	39,000
M12	1,750	9,000	7,000	10,20	110,000	18,500	49,000
M14	2,000	11,000	9,000	12,00	110,000	20,000	53,000
M16	2,000	12,000	9,000	14,00	110,000	20,000	54,000
M18	2,500	14,000	11,000	15,50	125,000	25,000	62,000
M20	2,500	16,000	12,000	17,50	140,000	25,000	62,000
M24	3,000	18,000	14,500	21,00	160,000	30,000	73,000
M30	3,500	22,000	18,000	26,50	180,000	35,000	85,000

Maschinen-Gewindebohrer

Gewindebohrer für Metrische ISO-Gewinde



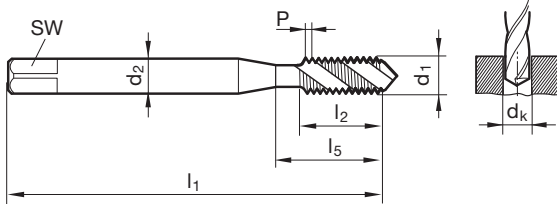
Katalog-Nr. 63046



P	M	K	N	S	H
●	○	○	○		

Arbeitsrichtwerte
Seite 348

- für Grundgewinde
- Nuten mit ca. 40° Rechtsdrall
- Spanförderung in Schafrichtung
- universell einsetzbar
- Stahlwerkstoffe bis 1100 N/mm²



d1	P	d2	SW	dk	l1	l2	l5
	mm	mm	mm	mm	mm	mm	mm
M 3	0,500	3,500	2,700	2,50	56,000	6,000	18,000
M 4	0,700	4,500	3,400	3,30	63,000	7,500	21,000
M 5	0,800	6,000	4,900	4,20	70,000	8,500	25,000
M 6	1,000	6,000	4,900	5,00	80,000	11,000	30,000
M 8	1,250	8,000	6,200	6,80	90,000	14,000	35,000
M10	1,500	10,000	8,000	8,50	100,000	16,000	39,000

Maschinen-Gewindebohrer

Gewindebohrer für Metrische ISO-Gewinde



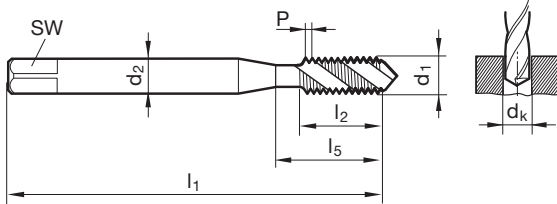
Katalog-Nr. 73046

Intensiv N	DIN 371	C	HSS-E	dampfbe- handelt	R	ISO2/6H
----------------------	-------------------	----------	-------	---------------------	----------	---------

P	M	K	N	S	H
●	○	○	○		

Arbeitsrichtwerte
Seite 348

- für Grundgewinde
- Nuten mit ca. 40° Rechtsdrall
- Spanförderung in Schafrichtung
- universell einsetzbar
- Stahlwerkstoffe bis 1100 N/mm²




d1	P mm	d2 mm	SW mm	dk mm	l1 mm	l2 mm	l5 mm
M 3	0,500	3,500	2,700	2,50	56,000	6,000	18,000
M 4	0,700	4,500	3,400	3,30	63,000	7,500	21,000
M 5	0,800	6,000	4,900	4,20	70,000	8,500	25,000
M 6	1,000	6,000	4,900	5,00	80,000	11,000	30,000
M 8	1,250	8,000	6,200	6,80	90,000	14,000	35,000
M10	1,500	10,000	8,000	8,50	100,000	16,000	39,000

Maschinen-Gewindebohrer

Gewindebohrer für Metrische ISO-Gewinde



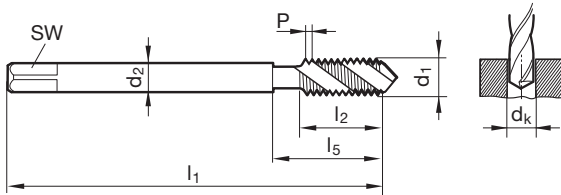
Katalog-Nr. 63048



P	M	K	N	S	H
●	○	○	○		

Arbeitsrichtwerte
Seite 348

- für Grundgewinde
- Nuten mit ca. 40° Rechtsdrall
- Spanförderung in Schafrichtung
- universell einsetzbar
- Stahlwerkstoffe bis 1100 N/mm²



d1	P mm	d2 mm	SW mm	dk mm	l1 mm	l2 mm	l5 mm
M12	1,750	9,000	7,000	10,20	110,000	18,500	49,000
M16	2,000	12,000	9,000	14,00	110,000	20,000	54,000
M20	2,500	16,000	12,000	17,50	140,000	25,000	62,000

Maschinen-Gewindebohrer

Gewindebohrer für Metrische ISO-Gewinde



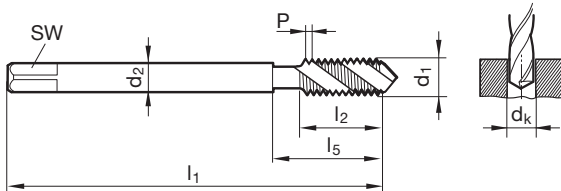
Katalog-Nr. 73048



P	M	K	N	S	H
●	○	○	○		

Arbeitsrichtwerte
Seite 348

- für Grundgewinde
- Nuten mit ca. 40° Rechtsdrall
- Spanförderung in Schafrichtung
- universell einsetzbar
- Stahlwerkstoffe bis 1100 N/mm²



d1	P mm	d2 mm	SW mm	dk mm	l1 mm	l2 mm	l5 mm
M12	1,750	9,000	7,000	10,20	110,000	18,500	49,000
M14	2,000	11,000	9,000	12,00	110,000	20,000	53,000
M16	2,000	12,000	9,000	14,00	110,000	20,000	54,000
M18	2,500	14,000	11,000	15,50	125,000	25,000	62,000
M20	2,500	16,000	12,000	17,50	140,000	25,000	62,000
M22	2,500	18,000	14,500	19,50	140,000	27,000	62,000
M24	3,000	18,000	14,500	21,00	160,000	30,000	73,000

Maschinen-Gewindebohrer

Gewindebohrer für Metrische ISO-Gewinde



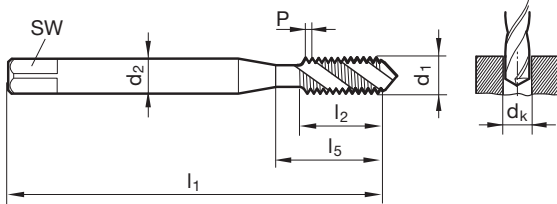
Katalog-Nr. 73047

Intensiv N	DIN 371	E	HSS-E	blank	R	ISO2/6H
----------------------	-------------------	----------	--------------	-------	----------	---------

P	M	K	N	S	H
●	○	○	○		

Arbeitsrichtwerte
Seite 348

- für Grundgewinde
- Nuten mit ca. 40° Rechtsdrall
- Spanförderung in Schafrichtung
- universell einsetzbar
- kurzer Anschnitt für Gewindetiefen nahe Bohrungsgrund
- Stahlwerkstoffe bis 1100 N/mm²



d1	P mm	d2 mm	SW mm	dk mm	l1 mm	l2 mm	l5 mm
M 4	0,700	4,500	3,400	3,30	63,000	7,500	21,000
M 5	0,800	6,000	4,900	4,20	70,000	8,500	25,000
M 6	1,000	6,000	4,900	5,00	80,000	11,000	30,000
M 8	1,250	8,000	6,200	6,80	90,000	14,000	35,000
M10	1,500	10,000	8,000	8,50	100,000	16,000	39,000

Maschinen-Gewindebohrer

Gewindebohrer für Metrische ISO-Gewinde



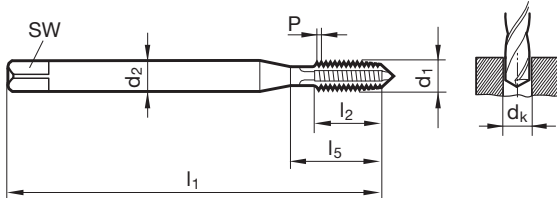
Katalog-Nr. 53669

Produktiv HX	DIN 371/6	B	HSS-E- PM	Al- TiN	R	6HX
------------------------	---------------------	----------	----------------------	--------------------	----------	------------

P	M	K	N	S	H
		○		●	●

Arbeitsrichtwerte
Seite 348

- für Durchgangsgewinde
- mit Schälanschnitt
- Spanförderung in Vorschubrichtung
- Sonderlegierungen, gehärtete Stähle
- Nickel und Ni-Basislegierungen
- Ampco > 21, Hartguss, Inconel




d1	P	d2	SW	dk	l1	l2	l5
	mm	mm	mm	mm	mm	mm	mm
M 3	0,500	3,500	2,700	2,50	56,000	10,000	18,000
M 4	0,700	4,500	3,400	3,30	63,000	12,000	21,000
M 5	0,800	6,000	4,900	4,20	70,000	14,000	25,000
M 6	1,000	6,000	4,900	5,00	80,000	16,000	30,000
M 8	1,250	8,000	6,200	6,80	90,000	17,000	35,000
M10	1,500	10,000	8,000	8,50	100,000	20,000	39,000
M12	1,750	9,000	7,000	10,20	110,000	24,000	49,000
M16	2,000	12,000	9,000	14,00	110,000	26,000	54,000

Maschinen-Gewindebohrer

Gewindebohrer für Metrische ISO-Gewinde



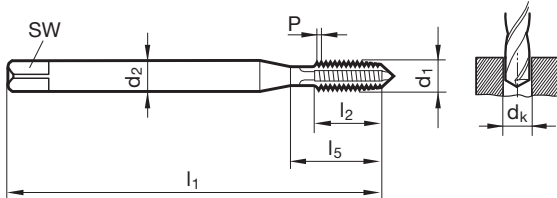
Katalog-Nr. 53667



P	M	K	N	S	H
	•			•	

Arbeitsrichtwerte
Seite 348

- für Durchgangsgewinde
- mit Schälanschnitt
- Spanförderung in Vorschubrichtung
- Sonderlegierungen
- Titan und Titanlegierungen
- zähnharte Werkstoffe bis 1400 N/mm²



d1	P	d2	SW	dk	l1	l2	l5
	mm	mm	mm	mm	mm	mm	mm
M 3	0,500	3,500	2,700	2,50	56,000	10,000	18,000
M 4	0,700	4,500	3,400	3,30	63,000	12,000	21,000
M 5	0,800	6,000	4,900	4,20	70,000	14,000	25,000
M 6	1,000	6,000	4,900	5,00	80,000	16,000	30,000
M 8	1,250	8,000	6,200	6,80	90,000	17,000	35,000
M10	1,500	10,000	8,000	8,50	100,000	20,000	39,000
M12	1,750	9,000	7,000	10,20	110,000	24,000	49,000
M16	2,000	12,000	9,000	14,00	110,000	26,000	54,000

Maschinen-Gewindebohrer

Gewindebohrer für Metrische ISO-Gewinde



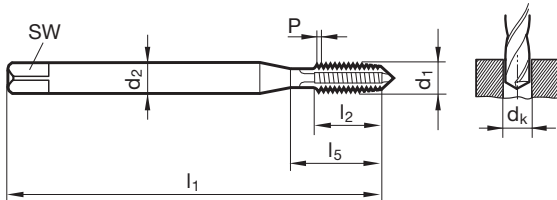
Katalog-Nr. 73185



P	M	K	N	S	H
•			○		

Arbeitsrichtwerte
Seite 348

- für Durchgangs- und Grundgewinde
- für Gewindetiefen bis 1xD
- Stähle bis 800 N/mm²



d1	P	d2	SW	dk	l1	l2	l5
	mm	mm	mm	mm	mm	mm	mm
M 1	0,250	2,500	2,100	0,75	40,000	5,500	
M 1,2	0,250	2,500	2,100	0,95	40,000	5,500	
M 1,4	0,300	2,500	2,100	1,10	40,000	7,000	
M 1,6	0,350	2,500	2,100	1,25	40,000	8,000	
M 2	0,400	2,800	2,100	1,60	45,000	8,000	13,500
M 2,3	0,400	2,800	2,100	1,90	45,000	9,000	14,500
M 2,5	0,450	2,800	2,100	2,05	50,000	9,000	14,500
M 2,6	0,450	2,800	2,100	2,10	50,000	9,000	14,500
M 3	0,500	3,500	2,700	2,50	56,000	6,000	18,000
M 4	0,700	4,500	3,400	3,30	63,000	7,500	21,000
M 5	0,800	6,000	4,900	4,20	70,000	8,500	25,000
M 6	1,000	6,000	4,900	5,00	80,000	11,000	30,000
M 8	1,250	8,000	6,200	6,80	90,000	14,000	35,000
M 10	1,500	10,000	8,000	8,50	100,000	16,000	39,000

Maschinen-Gewindebohrer

Gewindebohrer für Metrische ISO-Gewinde

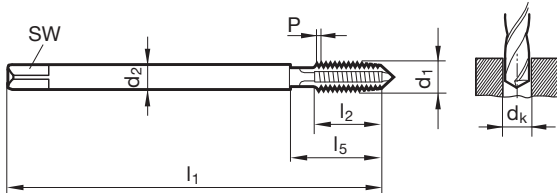


Katalog-Nr. 73191



Arbeitsrichtwerte
Seite 348

- für Durchgangs- und Grundgewinde
- für Gewindetiefen bis 1xD
- Stähle bis 800 N/mm²



d1	P	d2	SW	dk	l1	l2	l5
	mm	mm	mm	mm	mm	mm	mm
M 6	1,000	4,500	3,400	5,00	80,000	11,000	30,000
M 8	1,250	6,000	4,900	6,80	90,000	14,000	35,000
M10	1,500	7,000	5,500	8,50	100,000	16,000	39,000
M12	1,750	9,000	7,000	10,20	110,000	18,500	49,000
M14	2,000	11,000	9,000	12,00	110,000	20,000	53,000
M16	2,000	12,000	9,000	14,00	110,000	20,000	54,000
M18	2,500	14,000	11,000	15,50	125,000	25,000	62,000
M20	2,500	16,000	12,000	17,50	140,000	25,000	62,000
M22	2,500	18,000	14,500	19,50	140,000	27,000	62,000

Maschinen-Gewindebohrer

Gewindebohrer für Metrische ISO-Gewinde

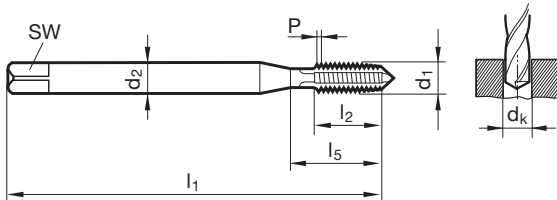


Katalog-Nr. 73126



Arbeitsrichtwerte
Seite 348

- für Durchgangsgewinde
- für Gewindetiefen bis 1xD
- speziell für Bleche und Blechdurchzüge



d1	P mm	d2 mm	SW mm	dk mm	l1 mm	l2 mm	l5 mm
M 2,3	0,400	2,800	2,100	1,90	45,000	9,000	14,500
M 2,5	0,450	2,800	2,100	2,05	50,000	9,000	14,500
M 2,6	0,450	2,800	2,100	2,10	50,000	9,000	14,500
M 3	0,500	3,500	2,700	2,50	56,000	10,000	18,000
M 3,5	0,600	4,000	3,000	2,90	56,000	12,000	20,000
M 4	0,700	4,500	3,400	3,30	63,000	12,000	21,000
M 5	0,800	6,000	4,900	4,20	70,000	14,000	25,000
M 6	1,000	6,000	4,900	5,00	80,000	16,000	30,000
M 8	1,250	8,000	6,200	6,80	90,000	18,000	35,000
M 10	1,500	10,000	8,000	8,50	100,000	20,000	39,000

Maschinen-Gewindebohrer

Gewindebohrer für Metrische ISO-Gewinde



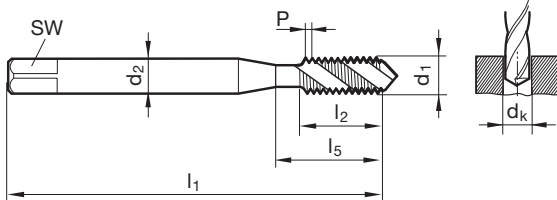
Katalog-Nr. 53668



P	M	K	N	S	H
		○		●	●

Arbeitsrichtwerte
Seite 348

- für Grundgewinde
- Nuten mit ca. 10° Rechtsdrall
- Spanförderung in Schafrichtung
- Sonderlegierungen, gehärtete Stähle
- Nickel und Ni-Basislegierungen
- Ampco > 21, Hartguss, Inconel



d1	P	d2	SW	dk	l1	l2	l5
	mm	mm	mm	mm	mm	mm	mm
M 3	0,500	3,500	2,700	2,50	56,000	10,000	18,000
M 4	0,700	4,500	3,400	3,30	63,000	12,000	21,000
M 5	0,800	6,000	4,900	4,20	70,000	14,000	25,000
M 6	1,000	6,000	4,900	5,00	80,000	16,000	30,000
M 8	1,250	8,000	6,200	6,80	90,000	17,000	35,000
M10	1,500	10,000	8,000	8,50	100,000	20,000	39,000
M12	1,750	9,000	7,000	10,20	110,000	24,000	49,000
M16	2,000	12,000	9,000	14,00	110,000	26,000	54,000

Maschinen-Gewindebohrer

Gewindebohrer für Metrische ISO-Gewinde



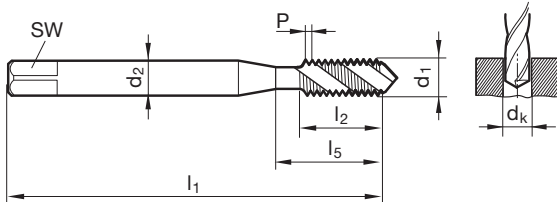
Katalog-Nr. 53666



P	M	K	N	S	H
	•			•	

Arbeitsrichtwerte
Seite 348

- für Grundgewinde
- Nuten mit ca. 15° Rechtsdrall
- Spanförderung in Schafrichtung
- Sonderlegierungen
- Titan und Titanlegierungen
- zähnharte Werkstoffe bis 1400 N/mm²



d1	P	d2	SW	dk	l1	l2	l5
	mm	mm	mm	mm	mm	mm	mm
M 3	0,500	3,500	2,700	2,50	56,000	10,000	18,000
M 4	0,700	4,500	3,400	3,30	63,000	12,000	21,000
M 5	0,800	6,000	4,900	4,20	70,000	14,000	25,000
M 6	1,000	6,000	4,900	5,00	80,000	16,000	30,000
M 8	1,250	8,000	6,200	6,80	90,000	17,000	35,000
M10	1,500	10,000	8,000	8,50	100,000	20,000	39,000
M12	1,750	9,000	7,000	10,20	110,000	24,000	49,000
M16	2,000	12,000	9,000	14,00	110,000	26,000	54,000

Maschinen-Gewindebohrer

Gewindebohrer für Metrische ISO-Gewinde



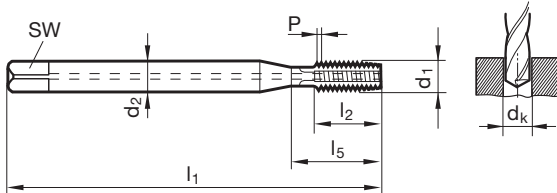
Katalog-Nr. 53670

HCX	DIN 371	C	HSS-E-PM	TiCN	R	6HX
-----	---------	---	----------	------	---	-----

P	M	K	N	S	H
●		●	○	○	○

Arbeitsrichtwerte
Seite 348

- für Durchgangs- und Grundgewinde
- mit innenliegendem Kühlkanal
- Kühlmittelaustritt stirnseitig
- hochfeste Stahlwerkstoffe bis 1600 N/mm²
- harte und kurzspanige Werkstoffe, wie Guss, Bronze, AlSi-Legierungen mit hohem Si-Gehalt




d1	P mm	d2 mm	SW mm	dk mm	l1 mm	l2 mm	l5 mm
M 5	0,800	6,000	4,900	4,20	70,000	14,000	25,000
M 6	1,000	6,000	4,900	5,00	80,000	16,000	30,000
M 8	1,250	8,000	6,200	6,80	90,000	17,000	35,000
M10	1,500	10,000	8,000	8,50	100,000	20,000	39,000

Maschinen-Gewindebohrer

Gewindebohrer für Metrische ISO-Gewinde

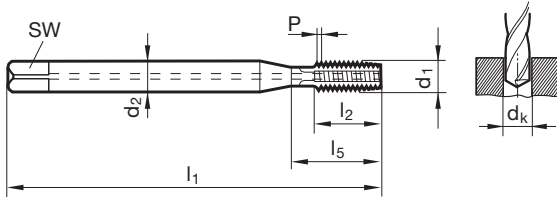


Katalog-Nr. 73011



Arbeitsrichtwerte
Seite 348

- für Durchgangs- und Grundgewinde
- mit innenliegendem Kühlkanal
- Kühlmittelaustritt stirnseitig
- IK \geq M5
- kurzspanige Al- und Al-Legierungen, kurzspanige, spröde NE-Metalle



d1	P mm	d2 mm	SW mm	dk mm	l1 mm	l2 mm	l5 mm
M 3	0,500	3,500	2,700	2,50	56,000	8,000	18,000
M 4	0,700	4,500	3,400	3,30	63,000	10,000	21,000
M 5	0,800	6,000	4,900	4,20	70,000	10,000	25,000
M 6	1,000	6,000	4,900	5,00	80,000	12,000	30,000
M 8	1,250	8,000	6,200	6,80	90,000	16,000	35,000
M10	1,500	10,000	8,000	8,50	100,000	18,000	39,000

Maschinen-Gewindebohrer

Gewindebohrer für Metrische ISO-Gewinde



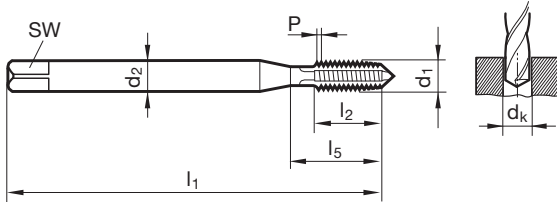
Katalog-Nr. 63133

Produktiv N	DIN 371	B	HSS-E	TiN	R	ISO2/6H
-----------------------	--------------------------	----------	--------------	------------	----------	----------------

P	M	K	N	S	H
●			○		

Arbeitsrichtwerte
Seite 348

- für Durchgangsgewinde
- mit Schälanschnitt
- Spanförderung in Vorschubrichtung
- allgemeine Anwendung
- Stähle bis 800 N/mm²



d1	P mm	d2 mm	SW mm	dk mm	l1 mm	l2 mm	l5 mm
M 3	0,500	3,500	2,700	2,50	56,000	10,000	18,000
M 4	0,700	4,500	3,400	3,30	63,000	12,000	21,000
M 5	0,800	6,000	4,900	4,20	70,000	14,000	25,000
M 6	1,000	6,000	4,900	5,00	80,000	16,000	30,000
M 8	1,250	8,000	6,200	6,80	90,000	18,000	35,000
M10	1,500	10,000	8,000	8,50	100,000	20,000	39,000

Maschinen-Gewindebohrer

Gewindebohrer für Metrische ISO-Gewinde



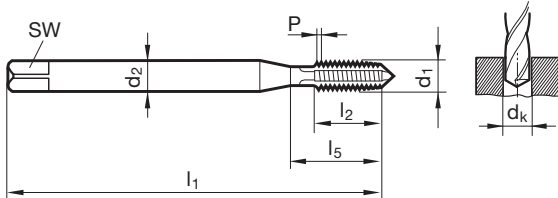
Katalog-Nr. 73132

Produktiv N	DIN 371	B	HSS-E	blank	R	ISO3/6G
-----------------------	-------------------	----------	--------------	-------	----------	---------

P	M	K	N	S	H
●			○		

Arbeitsrichtwerte
Seite 348

- für Durchgangsgewinde
- mit Schälanschnitt
- Spanförderung in Vorschubrichtung
- allgemeine Anwendung
- Stähle bis 800 N/mm²



d1	P mm	d2 mm	SW mm	dk mm	l1 mm	l2 mm	l5 mm
M 2,5	0,450	2,800	2,100	2,05	50,000	9,000	14,500
M 3	0,500	3,500	2,700	2,50	56,000	10,000	18,000
M 4	0,700	4,500	3,400	3,30	63,000	12,000	21,000
M 5	0,800	6,000	4,900	4,20	70,000	14,000	25,000
M 6	1,000	6,000	4,900	5,00	80,000	16,000	30,000
M 8	1,250	8,000	6,200	6,80	90,000	18,000	35,000
M10	1,500	10,000	8,000	8,50	100,000	20,000	39,000

Maschinen-Gewindebohrer

Gewindebohrer für Metrische ISO-Gewinde



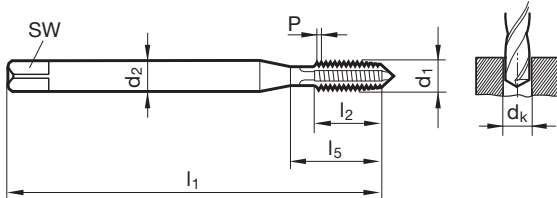
Katalog-Nr. 73133

Produktiv N	DIN 371	B	HSS-E	blank	R	ISO2/6H
-----------------------	--------------------------	----------	--------------	-------	----------	---------

P	M	K	N	S	H
●			○		

Arbeitsrichtwerte
Seite 348

- für Durchgangsgewinde
- mit Schälanschnitt
- Spanförderung in Vorschubrichtung
- allgemeine Anwendung
- Stähle bis 800 N/mm²



d1	P mm	d2 mm	SW mm	dk mm	l1 mm	l2 mm	l5 mm
M 2	0,400	2,800	2,100	1,60	45,000	8,000	13,500
M 2,5	0,450	2,800	2,100	2,05	50,000	9,000	14,500
M 3	0,500	3,500	2,700	2,50	56,000	10,000	18,000
M 3,5	0,600	4,000	3,000	2,90	56,000	12,000	20,000
M 4	0,700	4,500	3,400	3,30	63,000	12,000	21,000
M 5	0,800	6,000	4,900	4,20	70,000	14,000	25,000
M 6	1,000	6,000	4,900	5,00	80,000	16,000	30,000
M 7	1,000	7,000	5,500	6,00	80,000	16,000	30,000
M 8	1,250	8,000	6,200	6,80	90,000	18,000	35,000
M 10	1,500	10,000	8,000	8,50	100,000	20,000	39,000

Maschinen-Gewindebohrer

Gewindebohrer für Metrische ISO-Gewinde



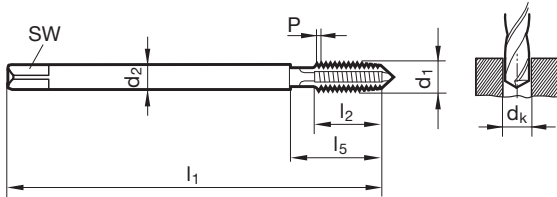
Katalog-Nr. 63138

Produktiv N	DIN 376	B	HSS-E	TiN	R	ISO2/6H
-----------------------	-------------------	----------	--------------	------------	----------	---------

P	M	K	N	S	H
●			○		

Arbeitsrichtwerte
Seite 348

- für Durchgangsgewinde
- mit Schälanschnitt
- Spanförderung in Vorschubrichtung
- allgemeine Anwendung
- Stähle bis 800 N/mm²



d1	P mm	d2 mm	SW mm	dk mm	l1 mm	l2 mm	l5 mm
M12	1,750	9,000	7,000	10,20	110,000	24,000	49,000
M14	2,000	11,000	9,000	12,00	110,000	26,000	53,000
M16	2,000	12,000	9,000	14,00	110,000	26,000	54,000
M20	2,500	16,000	12,000	17,50	140,000	32,000	62,000

Maschinen-Gewindebohrer

Gewindebohrer für Metrische ISO-Gewinde



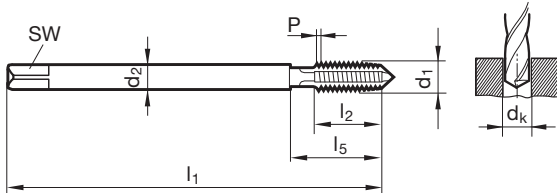
Katalog-Nr. 73138

Produktiv N	DIN 376	B	HSS-E	blank	R	ISO2/6H
-----------------------	-------------------	----------	--------------	-------	----------	---------

P	M	K	N	S	H
●			○		

Arbeitsrichtwerte
Seite 348

- für Durchgangsgewinde
- mit Schälanschnitt
- Spanförderung in Vorschubrichtung
- allgemeine Anwendung
- Stähle bis 800 N/mm²



d1	P mm	d2 mm	SW mm	dk mm	l1 mm	l2 mm	l5 mm
M 2	0,400	1,400		1,60	45,000	8,000	13,500
M 2,5	0,450	1,800		2,05	50,000	9,000	14,500
M 3	0,500	2,200		2,50	56,000	10,000	18,000
M 3,5	0,600	2,500	2,100	2,90	56,000	12,000	20,000
M 4	0,700	2,800	2,100	3,30	63,000	12,000	21,000
M 5	0,800	3,500	2,700	4,20	70,000	14,000	25,000
M 6	1,000	4,500	3,400	5,00	80,000	16,000	30,000
M 8	1,250	6,000	4,900	6,80	90,000	18,000	35,000
M10	1,500	7,000	5,500	8,50	100,000	20,000	39,000
M12	1,750	9,000	7,000	10,20	110,000	24,000	49,000
M14	2,000	11,000	9,000	12,00	110,000	26,000	53,000
M16	2,000	12,000	9,000	14,00	110,000	26,000	54,000
M18	2,500	14,000	11,000	15,50	125,000	30,000	62,000
M20	2,500	16,000	12,000	17,50	140,000	32,000	62,000
M22	2,500	18,000	14,500	19,50	140,000	32,000	62,000
M24	3,000	18,000	14,500	21,00	160,000	36,000	73,000

Maschinen-Gewindebohrer

Gewindebohrer für Metrische ISO-Gewinde



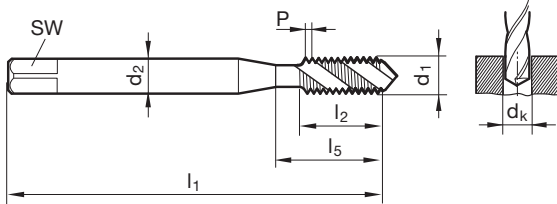
Katalog-Nr. 63146



P	M	K	N	S	H
•			○		

Arbeitsrichtwerte
Seite 348

- für Grundgewinde
- Nuten mit ca. 40° Rechtsdrall
- Spanförderung in Schafrichtung
- allgemeine Anwendung
- Stähle bis 800 N/mm²



d1	P	d2	SW	dk	l1	l2	l5
	mm	mm	mm	mm	mm	mm	mm
M 3	0,500	3,500	2,700	2,50	56,000	6,000	18,000
M 4	0,700	4,500	3,400	3,30	63,000	7,500	21,000
M 5	0,800	6,000	4,900	4,20	70,000	8,500	25,000
M 6	1,000	6,000	4,900	5,00	80,000	11,000	30,000
M 8	1,250	8,000	6,200	6,80	90,000	14,000	35,000
M10	1,500	10,000	8,000	8,50	100,000	16,000	39,000

Maschinen-Gewindebohrer

Gewindebohrer für Metrische ISO-Gewinde



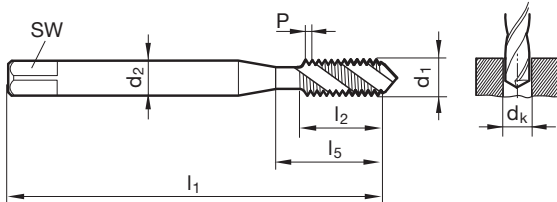
Katalog-Nr. 73145

Intensiv N	DIN 371	C	HSS-E	blank	R	ISO3/6G
----------------------	-------------------	----------	-------	-------	----------	---------

P	M	K	N	S	H
●			○		

Arbeitsrichtwerte
Seite 348

- für Grundgewinde
- Nuten mit ca. 40° Rechtsdrall
- Spanförderung in Schafrichtung
- allgemeine Anwendung
- Stähle bis 800 N/mm²



d1	P mm	d2 mm	SW mm	dk mm	l1 mm	l2 mm	l5 mm
M 3	0,500	3,500	2,700	2,50	56,000	6,000	18,000
M 4	0,700	4,500	3,400	3,30	63,000	7,500	21,000
M 5	0,800	6,000	4,900	4,20	70,000	8,500	25,000
M 6	1,000	6,000	4,900	5,00	80,000	11,000	30,000
M 8	1,250	8,000	6,200	6,80	90,000	14,000	35,000
M10	1,500	10,000	8,000	8,50	100,000	16,000	39,000

Maschinen-Gewindebohrer

Gewindebohrer für Metrische ISO-Gewinde



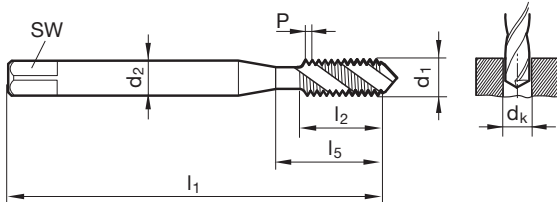
Katalog-Nr. 73146



P	M	K	N	S	H
●			○		

Arbeitsrichtwerte
Seite 348

- für Grundgewinde
- Nuten mit ca. 40° Rechtsdrall
- Spanförderung in Schafrichtung
- allgemeine Anwendung
- Stähle bis 800 N/mm²



d1	P mm	d2 mm	SW mm	dk mm	l1 mm	l2 mm	l5 mm
M 2	0,400	2,800	2,100	1,60	45,000	8,000	13,500
M 2,2	0,450	2,800	2,100	1,75	45,000	9,000	14,500
M 2,5	0,450	2,800	2,100	2,05	50,000	9,000	14,500
M 3	0,500	3,500	2,700	2,50	56,000	6,000	18,000
M 3,5	0,600	4,000	3,000	2,90	56,000	7,000	20,000
M 4	0,700	4,500	3,400	3,30	63,000	7,500	21,000
M 5	0,800	6,000	4,900	4,20	70,000	8,500	25,000
M 6	1,000	6,000	4,900	5,00	80,000	11,000	30,000
M 8	1,250	8,000	6,200	6,80	90,000	14,000	35,000
M 10	1,500	10,000	8,000	8,50	100,000	16,000	39,000

Maschinen-Gewindebohrer

Gewindebohrer für Metrische ISO-Gewinde



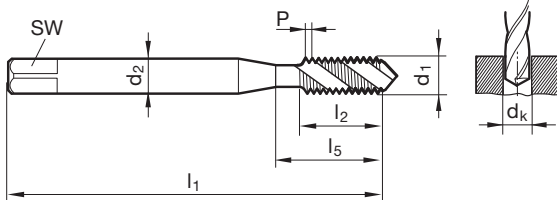
Katalog-Nr. 73221



P	M	K	N	S	H
●			○		

Arbeitsrichtwerte
Seite 348

- für Grundgewinde
- Nuten mit ca. 15° Rechtsdrall
- Spanförderung in Schafrichtung
- allgemeine Anwendung
- Stähle bis 800 N/mm²



d1	P mm	d2 mm	SW mm	dk mm	l1 mm	l2 mm	l5 mm
M 2	0,400	2,800	2,100	1,60	45,000	8,000	13,500
M 2,2	0,450	2,800	2,100	1,75	45,000	9,000	14,500
M 2,5	0,450	2,800	2,100	2,05	50,000	9,000	14,500
M 3	0,500	3,500	2,700	2,50	56,000	6,000	18,000
M 3,5	0,600	4,000	3,000	2,90	56,000	7,000	20,000
M 4	0,700	4,500	3,400	3,30	63,000	7,500	21,000
M 5	0,800	6,000	4,900	4,20	70,000	8,500	25,000
M 6	1,000	6,000	4,900	5,00	80,000	11,000	30,000
M 8	1,250	8,000	6,200	6,80	90,000	14,000	35,000
M 10	1,500	10,000	8,000	8,50	100,000	16,000	39,000

Maschinen-Gewindebohrer

Gewindebohrer für Metrische ISO-Gewinde



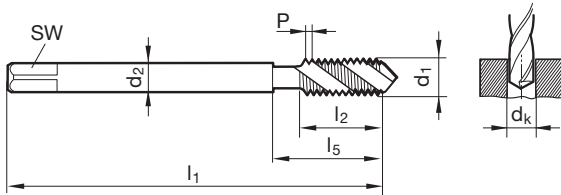
Katalog-Nr. 63148



P	M	K	N	S	H
●			○		

Arbeitsrichtwerte
Seite 348

- für Grundgewinde
- Nuten mit ca. 40° Rechtsdrall
- Spanförderung in Schafrichtung
- allgemeine Anwendung
- Stähle bis 800 N/mm²



d1	P mm	d2 mm	SW mm	dk mm	l1 mm	l2 mm	l5 mm
M12	1,750	9,000	7,000	10,20	110,000	18,500	49,000
M16	2,000	12,000	9,000	14,00	110,000	20,000	54,000
M20	2,500	16,000	12,000	17,50	140,000	25,000	62,000

Maschinen-Gewindebohrer

Gewindebohrer für Metrische ISO-Gewinde



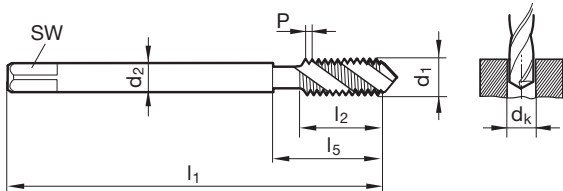
Katalog-Nr. 73148



P	M	K	N	S	H
●			○		

Arbeitsrichtwerte
Seite 348

- für Grundgewinde
- Nuten mit ca. 40° Rechtsdrall
- Spanförderung in Schafrichtung
- allgemeine Anwendung
- Stähle bis 800 N/mm²




d1	P mm	d2 mm	SW mm	dk mm	l1 mm	l2 mm	l5 mm
M 3	0,500	2,200		2,50	56,000	6,000	18,000
M 4	0,700	2,800	2,100	3,30	63,000	7,500	21,000
M 5	0,800	3,500	2,700	4,20	70,000	8,500	25,000
M 6	1,000	4,500	3,400	5,00	80,000	11,000	30,000
M 8	1,250	6,000	4,900	6,80	90,000	14,000	35,000
M10	1,500	7,000	5,500	8,50	100,000	16,000	39,000
M12	1,750	9,000	7,000	10,20	110,000	18,500	49,000
M14	2,000	11,000	9,000	12,00	110,000	20,000	53,000
M16	2,000	12,000	9,000	14,00	110,000	20,000	54,000
M18	2,500	14,000	11,000	15,50	125,000	25,000	62,000
M20	2,500	16,000	12,000	17,50	140,000	25,000	62,000
M22	2,500	18,000	14,500	19,50	140,000	27,000	62,000
M24	3,000	18,000	14,500	21,00	160,000	30,000	73,000
M27	3,000	20,000	16,000	24,00	160,000	30,000	73,000
M30	3,500	22,000	18,000	26,50	180,000	35,000	85,000

Maschinen-Gewindebohrer

Gewindebohrer für Metrische ISO-Gewinde



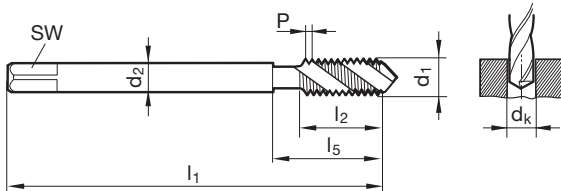
Katalog-Nr. 73227



P	M	K	N	S	H
●			○		

Arbeitsrichtwerte
Seite 348

- für Grundgewinde
- Nuten mit ca. 15° Rechtsdrall
- Spanförderung in Schafrichtung
- allgemeine Anwendung
- Stähle bis 800 N/mm²



d1	P mm	d2 mm	SW mm	dk mm	l1 mm	l2 mm	l5 mm
M 3	0,500	2,200		2,50	56,000	6,000	18,000
M 4	0,700	2,800	2,100	3,30	63,000	7,500	21,000
M 5	0,800	3,500	2,700	4,20	70,000	8,500	25,000
M 6	1,000	4,500	3,400	5,00	80,000	11,000	30,000
M 8	1,250	6,000	4,900	6,80	90,000	14,000	35,000
M10	1,500	7,000	5,500	8,50	100,000	16,000	39,000
M12	1,750	9,000	7,000	10,20	110,000	18,500	49,000
M16	2,000	12,000	9,000	14,00	110,000	20,000	54,000
M18	2,500	14,000	11,000	15,50	125,000	25,000	62,000
M20	2,500	16,000	12,000	17,50	140,000	25,000	62,000

Maschinen-Gewindebohrer

Gewindebohrer für Metrische ISO-Gewinde



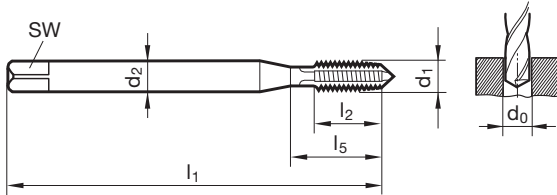
Katalog-Nr. 53640

Produktiv H	DIN 371	B	HSS-E-PM	TiCN	R	ISO2/6H
-----------------------	-------------------	----------	-----------------	------	----------	---------

P	M	K	N	S	H
●		○			

Arbeitsrichtwerte
Seite 348

- für Durchgangsgewinde
- mit Schälanschnitt
- Spanförderung in Vorschubrichtung
- hochfeste Werkstoffe
- Stähle 1100 bis 1600 N/mm²



d1	P mm	d2 mm	SW mm	dk mm	l1 mm	l2 mm	l5 mm
M 3	0,500	3,500	2,700	2,50	56,000	10,000	18,000
M 4	0,700	4,500	3,400	3,30	63,000	12,000	21,000
M 5	0,800	6,000	4,900	4,20	70,000	14,000	25,000
M 6	1,000	6,000	4,900	5,00	80,000	16,000	30,000
M 8	1,250	8,000	6,200	6,80	90,000	17,000	35,000
M10	1,500	10,000	8,000	8,50	100,000	20,000	39,000

Maschinen-Gewindebohrer

Gewindebohrer für Metrische ISO-Gewinde



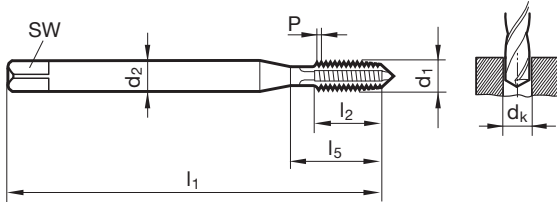
Katalog-Nr. 53642



P	M	K	N	S	H
●		○			

Arbeitsrichtwerte
Seite 348

- für Durchgangsgewinde
- mit Schälanschnitt
- Spanförderung in Vorschubrichtung
- Sonderlegierungen, Ni-Basislegierungen
- zähnharte Werkstoffe bis 1400 N/mm²



d1	P	d2	SW	dk	l1	l2	l5
	mm	mm	mm	mm	mm	mm	mm
M 2	0,400	2,800	2,100	1,60	45,000	8,000	13,500
M 3	0,500	3,500	2,700	2,50	56,000	10,000	18,000
M 4	0,700	4,500	3,400	3,30	63,000	12,000	21,000
M 5	0,800	6,000	4,900	4,20	70,000	14,000	25,000
M 6	1,000	6,000	4,900	5,00	80,000	16,000	30,000
M 8	1,250	8,000	6,200	6,80	90,000	18,000	35,000
M10	1,500	10,000	8,000	8,50	100,000	20,000	39,000

Maschinen-Gewindebohrer

Gewindebohrer für Metrische ISO-Gewinde



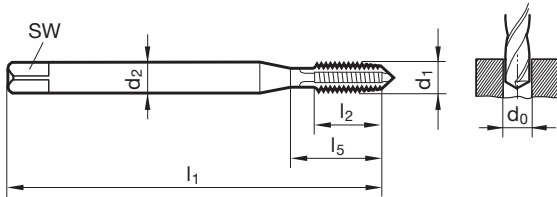
Katalog-Nr. 63641



P	M	K	N	S	H
●		○			

Arbeitsrichtwerte
Seite 348

- für Durchgangsgewinde
- mit Schälanschnitt
- Spanförderung in Vorschubrichtung
- Sonderlegierungen, Ni-Basislegierungen
- zähnharte Werkstoffe bis 1400 N/mm²



d1	P mm	d2 mm	SW mm	dk mm	l1 mm	l2 mm	l5 mm
M 3	0,500	3,500	2,700	2,50	56,000	10,000	18,000
M 4	0,700	4,500	3,400	3,30	63,000	12,000	21,000
M 5	0,800	6,000	4,900	4,20	70,000	14,000	25,000
M 6	1,000	6,000	4,900	5,00	80,000	16,000	30,000
M 8	1,250	8,000	6,200	6,80	90,000	18,000	35,000
M10	1,500	10,000	8,000	8,50	100,000	20,000	39,000

Maschinen-Gewindebohrer

Gewindebohrer für Metrische ISO-Gewinde



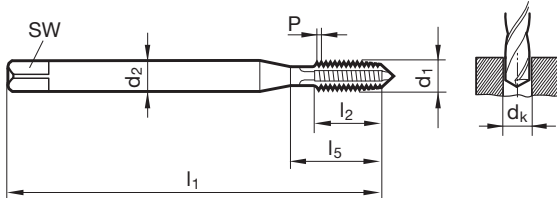
Katalog-Nr. 73640

Produktiv H	DIN 371	B	HSS-E- PM	blank	R	ISO2/6H
-----------------------	-------------------	----------	----------------------	-------	----------	---------

P	M	K	N	S	H
●		○			

Arbeitsrichtwerte
Seite 348

- für Durchgangsgewinde
- mit Schälanschnitt
- Spanförderung in Vorschubrichtung
- hochfeste Werkstoffe
- Stähle 1100 bis 1600 N/mm²



d1	P mm	d2 mm	SW mm	dk mm	l1 mm	l2 mm	l5 mm
M 3	0,500	3,500	2,700	2,50	56,000	10,000	18,000
M 4	0,700	4,500	3,400	3,30	63,000	12,000	21,000
M 5	0,800	6,000	4,900	4,20	70,000	14,000	25,000
M 6	1,000	6,000	4,900	5,00	80,000	16,000	30,000
M 8	1,250	8,000	6,200	6,80	90,000	18,000	35,000
M10	1,500	10,000	8,000	8,50	100,000	20,000	39,000

Maschinen-Gewindebohrer

Gewindebohrer für Metrische ISO-Gewinde



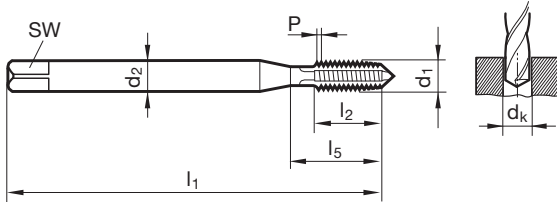
Katalog-Nr. 73642



P	M	K	N	S	H
●		○			

Arbeitsrichtwerte
Seite 348

- für Durchgangsgewinde
- mit Schälanschnitt
- Spanförderung in Vorschubrichtung
- hochfeste Werkstoffe
- Stähle 1100 bis 1600 N/mm²



d1	P mm	d2 mm	SW mm	dk mm	l1 mm	l2 mm	l5 mm
M 2	0,400	2,800	2,100	1,60	45,000	8,000	13,500
M 3	0,500	3,500	2,700	2,50	56,000	10,000	18,000
M 4	0,700	4,500	3,400	3,30	63,000	12,000	21,000
M 5	0,800	6,000	4,900	4,20	70,000	14,000	25,000
M 6	1,000	6,000	4,900	5,00	80,000	16,000	30,000
M 8	1,250	8,000	6,200	6,80	90,000	18,000	35,000
M10	1,500	10,000	8,000	8,50	100,000	20,000	39,000

Maschinen-Gewindebohrer

Gewindebohrer für Metrische ISO-Gewinde



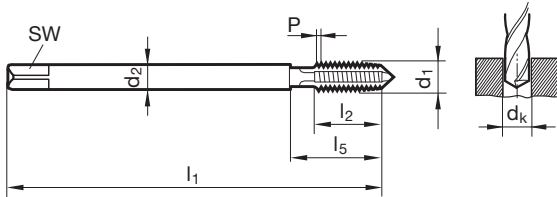
Katalog-Nr. 63643

Produktiv H	DIN 376	B	HSS-E- PM	TiN	R	ISO2/6H
-----------------------	-------------------	----------	--------------	-----	----------	---------

P	M	K	N	S	H
●		○			

Arbeitsrichtwerte
Seite 348

- für Durchgangsgewinde
- mit Schälanschnitt
- Spanförderung in Vorschubrichtung
- hochfeste Werkstoffe
- Stähle 1100 bis 1600 N/mm²



d1	P mm	d2 mm	SW mm	dk mm	l1 mm	l2 mm	l5 mm
M12	1,750	9,000	7,000	10,20	110,000	24,000	49,000
M16	2,000	12,000	9,000	14,00	110,000	26,000	54,000
M20	2,500	16,000	12,000	17,50	140,000	32,000	62,000

Maschinen-Gewindebohrer

Gewindebohrer für Metrische ISO-Gewinde



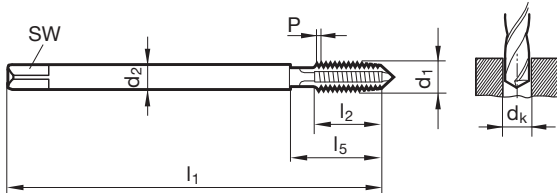
Katalog-Nr. 73645

Produktiv H	DIN 376	B	HSS-E	nit- riert	R	ISO2/6H
-----------------------	-------------------	----------	-------	---------------	----------	---------

P	M	K	N	S	H
●		○			

Arbeitsrichtwerte
Seite 348

- für Durchgangsgewinde
- mit Schälanschnitt
- Spanförderung in Vorschubrichtung
- hochfeste Werkstoffe
- Stähle 1100 bis 1600 N/mm²



d1	P mm	d2 mm	SW mm	dk mm	l1 mm	l2 mm	l5 mm
M12	1,750	9,000	7,000	10,20	110,000	24,000	49,000
M16	2,000	12,000	9,000	14,00	110,000	26,000	54,000
M20	2,500	16,000	12,000	17,50	140,000	32,000	62,000

Maschinen-Gewindebohrer

Gewindebohrer für Metrische ISO-Gewinde



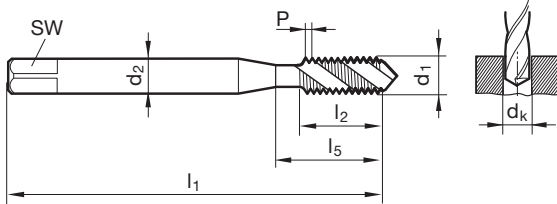
Katalog-Nr. 53661



P	M	K	N	S	H
●		○			

Arbeitsrichtwerte
Seite 348

- für Grundgewinde
- Nuten mit ca. 40° Rechtsdrall
- Spanförderung in Schafrichtung
- hochfeste Werkstoffe
- Stähle 1100 bis 1600 N/mm²



d1	P mm	d2 mm	SW mm	dk mm	l1 mm	l2 mm	l5 mm
M 2	0,400	2,800	2,100	1,60	45,000	8,000	13,500
M 3	0,500	3,500	2,700	2,50	56,000	6,000	18,000
M 4	0,700	4,500	3,400	3,30	63,000	7,500	21,000
M 5	0,800	6,000	4,900	4,20	70,000	8,500	25,000
M 6	1,000	6,000	4,900	5,00	80,000	11,000	30,000
M 8	1,250	8,000	6,200	6,80	90,000	14,000	35,000
M10	1,500	10,000	8,000	8,50	100,000	16,000	39,000

Maschinen-Gewindebohrer

Gewindebohrer für Metrische ISO-Gewinde



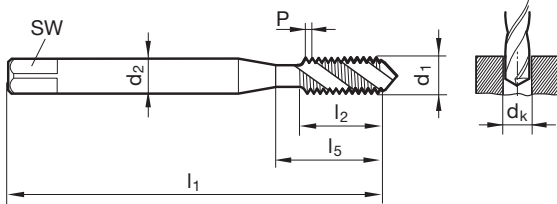
Katalog-Nr. 63674



P	M	K	N	S	H
•					

Arbeitsrichtwerte
Seite 348

- für Grundgewinde
- Nuten mit ca. 40° Rechtsdrall
- Spanförderung in Schafrichtung
- hochfeste Werkstoffe
- Stähle 1100 bis 1600 N/mm²



d1	P	d2	SW	dk	l1	l2	l5
	mm	mm	mm	mm	mm	mm	mm
M 3	0,500	3,500	2,700	2,50	56,000	6,000	18,000
M 4	0,700	4,500	3,400	3,30	63,000	7,500	21,000
M 5	0,800	6,000	4,900	4,20	70,000	8,500	25,000
M 6	1,000	6,000	4,900	5,00	80,000	11,000	30,000
M 8	1,250	8,000	6,200	6,80	90,000	14,000	35,000
M10	1,500	10,000	8,000	8,50	100,000	16,000	39,000

Maschinen-Gewindebohrer

Gewindebohrer für Metrische ISO-Gewinde



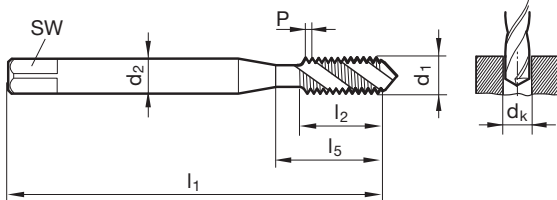
Katalog-Nr. 73619

HR15	DIN 371	C	HSS-E-PM	blank	R	ISO2/6H
------	---------	---	----------	-------	---	---------

P	M	K	N	S	H
●		○			

Arbeitsrichtwerte
Seite 348

- für Grundgewinde
- Nuten mit ca. 15° Rechtsdrall
- Spanförderung in Schafrichtung
- hochfeste Werkstoffe
- Stähle 1100 bis 1600 N/mm²



d1	P	d2	SW	dk	l1	l2	l5
	mm	mm	mm	mm	mm	mm	mm
M 3	0,500	3,500	2,700	2,50	56,000	6,000	18,000
M 4	0,700	4,500	3,400	3,30	63,000	7,500	21,000
M 5	0,800	6,000	4,900	4,20	70,000	8,500	25,000
M 6	1,000	6,000	4,900	5,00	80,000	11,000	30,000
M 8	1,250	8,000	6,200	6,80	90,000	14,000	35,000
M10	1,500	10,000	8,000	8,50	100,000	16,000	39,000

Maschinen-Gewindebohrer

Gewindebohrer für Metrische ISO-Gewinde



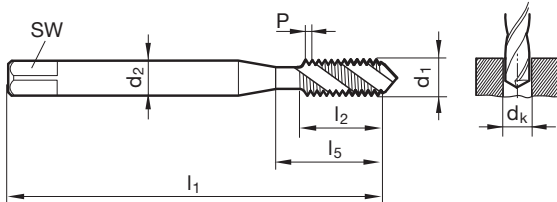
Katalog-Nr. 73661



P	M	K	N	S	H
•		○			

Arbeitsrichtwerte
Seite 348

- für Grundgewinde
- Nuten mit ca. 40° Rechtsdrall
- Spanförderung in Schafrichtung
- hochfeste Werkstoffe
- Stähle 1100 bis 1600 N/mm²



d1	P mm	d2 mm	SW mm	dk mm	l1 mm	l2 mm	l5 mm
M 3	0,500	3,500	2,700	2,50	56,000	6,000	18,000
M 4	0,700	4,500	3,400	3,30	63,000	7,500	21,000
M 5	0,800	6,000	4,900	4,20	70,000	8,500	25,000
M 6	1,000	6,000	4,900	5,00	80,000	11,000	30,000
M 8	1,250	8,000	6,200	6,80	90,000	14,000	35,000
M10	1,500	10,000	8,000	8,50	100,000	16,000	39,000

Maschinen-Gewindebohrer

Gewindebohrer für Metrische ISO-Gewinde



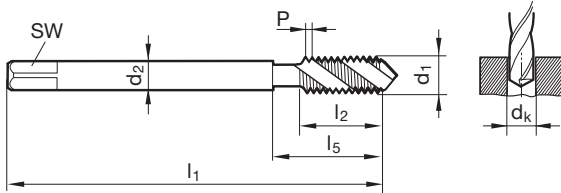
Katalog-Nr. 63675



P	M	K	N	S	H
●		○			

Arbeitsrichtwerte
Seite 348

- für Grundgewinde
- Nuten mit ca. 40° Rechtsdrall
- Spanförderung in Schafrichtung
- hochfeste Werkstoffe
- Stähle 1100 bis 1600 N/mm²



d1	P mm	d2 mm	SW mm	dk mm	l1 mm	l2 mm	l5 mm
M12	1,750	9,000	7,000	10,20	110,000	18,500	49,000
M16	2,000	12,000	9,000	14,00	110,000	20,000	54,000
M20	2,500	16,000	12,000	17,50	140,000	25,000	62,000

Maschinen-Gewindebohrer

Gewindebohrer für Metrische ISO-Gewinde



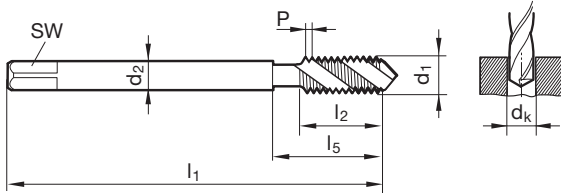
Katalog-Nr. 73664



P	M	K	N	S	H
•		○			

Arbeitsrichtwerte
Seite 348

- für Grundgewinde
- Nuten mit ca. 40° Rechtsdrall
- Spanförderung in Schafrichtung
- hochfeste Werkstoffe
- Stähle 1100 bis 1600 N/mm²



d1	P mm	d2 mm	SW mm	dk mm	l1 mm	l2 mm	l5 mm
M12	1,750	9,000	7,000	10,20	110,000	18,500	49,000
M14	2,000	11,000	9,000	12,00	110,000	20,000	53,000
M16	2,000	12,000	9,000	14,00	110,000	20,000	54,000
M20	2,500	16,000	12,000	17,50	140,000	25,000	62,000

Maschinen-Gewindebohrer

Gewindebohrer für Metrische ISO-Gewinde



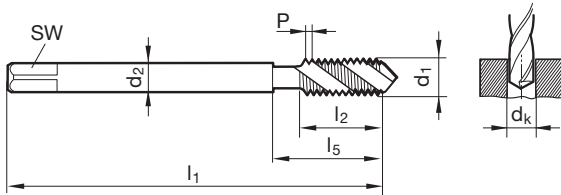
Katalog-Nr. 73666



P	M	K	N	S	H
●		○			

Arbeitsrichtwerte
Seite 348

- für Grundgewinde
- Nuten mit ca. 15° Rechtsdrall
- Spanförderung in Schafrichtung
- hochfeste Werkstoffe
- Stähle 1100 bis 1600 N/mm²



d1	P mm	d2 mm	SW mm	dk mm	l1 mm	l2 mm	l5 mm
M12	1,750	9,000	7,000	10,20	110,000	18,500	49,000
M16	2,000	12,000	9,000	14,00	110,000	20,000	54,000
M20	2,500	16,000	12,000	17,50	140,000	25,000	62,000

Maschinen-Gewindebohrer

Gewindebohrer für Metrische ISO-Gewinde



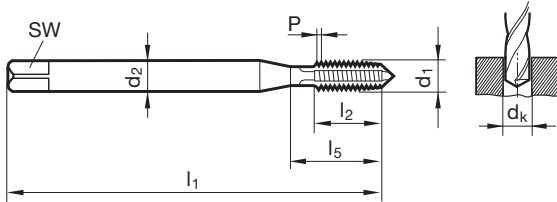
Katalog-Nr. 63010



P	M	K	N	S	H
•					•

Arbeitsrichtwerte
Seite 348

- für Durchgangs- und Grundgewinde
- für Gewindetiefen bis 1xD
- gehärtete Stähle von 54 bis 62 HRC



d1	P	d2	SW	dk	l1	l2
	mm	mm	mm	mm	mm	mm
M 3	0,500	3,500	2,700	2,60	56,000	12,000
M 4	0,700	4,500	3,400	3,40	63,000	14,000
M 5	0,800	6,000	4,900	4,30	70,000	17,000
M 6	1,000	6,000	4,900	5,10	80,000	20,000
M 8	1,250	8,000	6,200	6,90	90,000	20,000
M10	1,500	10,000	8,000	8,60	100,000	24,000
M12	1,750	12,000	9,000	10,40	110,000	28,000

Maschinen-Gewindebohrer

Gewindebohrer für Metrische ISO-Gewinde



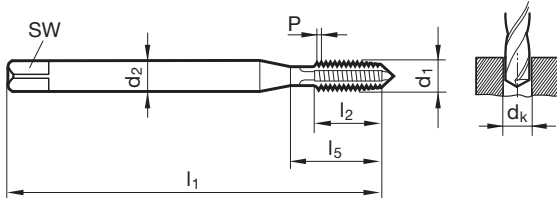
Katalog-Nr. 53641

Produktiv HD	DIN 371	B	HSS-E- PM	TiCN	R	ISO2/6H
------------------------	-------------------	----------	----------------------	------	----------	---------

P	M	K	N	S	H
	•			○	

Arbeitsrichtwerte
Seite 348

- für Durchgangsgewinde
- mit Schälanschnitt
- Spanförderung in Vorschubrichtung
- rost-/säurebest. Stähle
- zähe, langspanige Werkstoffe



d1	P mm	d2 mm	SW mm	dk mm	l1 mm	l2 mm	l5 mm
M 3	0,500	3,500	2,700	2,50	56,000	10,000	18,000
M 4	0,700	4,500	3,400	3,30	63,000	12,000	21,000
M 5	0,800	6,000	4,900	4,20	70,000	14,000	25,000
M 6	1,000	6,000	4,900	5,00	80,000	16,000	30,000
M 8	1,250	8,000	6,200	6,80	90,000	17,000	35,000
M10	1,500	10,000	8,000	8,50	100,000	20,000	39,000

Maschinen-Gewindebohrer

Gewindebohrer für Metrische ISO-Gewinde



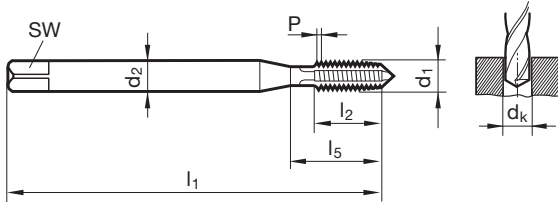
Katalog-Nr. 63176

Produktiv HD	DIN 371	B	HSS-E	TiN	R	ISO2/6H
------------------------	-------------------	----------	--------------	------------	----------	---------

P	M	K	N	S	H
	•			○	

Arbeitsrichtwerte
Seite 348

- für Durchgangsgewinde
- mit Schälanschnitt
- Spanförderung in Vorschubrichtung
- rost-/säurebest. Stähle
- zähe, langspanige Werkstoffe



d1	P mm	d2 mm	SW mm	dk mm	l1 mm	l2 mm	l5 mm
M 3	0,500	3,500	2,700	2,50	56,000	10,000	18,000
M 4	0,700	4,500	3,400	3,30	63,000	12,000	21,000
M 5	0,800	6,000	4,900	4,20	70,000	14,000	25,000
M 6	1,000	6,000	4,900	5,00	80,000	16,000	30,000
M 8	1,250	8,000	6,200	6,80	90,000	18,000	35,000
M10	1,500	10,000	8,000	8,50	100,000	20,000	39,000

Maschinen-Gewindebohrer

Gewindebohrer für Metrische ISO-Gewinde



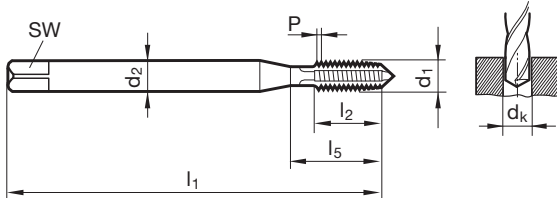
Katalog-Nr. 73176

Produktiv HD	DIN 371	B	HSS-E	dampfbe- handelt	R	ISO2/6H
------------------------	-------------------	----------	--------------	---------------------	----------	---------

P	M	K	N	S	H
	•			○	

Arbeitsrichtwerte
Seite 348

- für Durchgangsgewinde
- mit Schälanschnitt
- Spanförderung in Vorschubrichtung
- rost-/säurebest. Stähle
- zähe, langspanige Werkstoffe



d1	P mm	d2 mm	SW mm	dk mm	l1 mm	l2 mm	l5 mm
M 3	0,500	3,500	2,700	2,50	56,000	10,000	18,000
M 4	0,700	4,500	3,400	3,30	63,000	12,000	21,000
M 5	0,800	6,000	4,900	4,20	70,000	14,000	25,000
M 6	1,000	6,000	4,900	5,00	80,000	16,000	30,000
M 8	1,250	8,000	6,200	6,80	90,000	18,000	35,000
M10	1,500	10,000	8,000	8,50	100,000	20,000	39,000

Maschinen-Gewindebohrer

Gewindebohrer für Metrische ISO-Gewinde



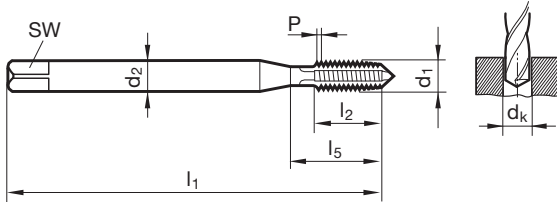
Katalog-Nr. 73641

Produktiv HD	DIN 371	B	HSS-E- PM	blank	R	ISO2/6H
------------------------	-------------------	----------	----------------------	-------	----------	---------

P	M	K	N	S	H
	•			○	

Arbeitsrichtwerte
Seite 348

- für Durchgangsgewinde
- mit Schälanschnitt
- Spanförderung in Vorschubrichtung
- rost-/säurebest. Stähle
- zähe, langspanige Werkstoffe



d1	P mm	d2 mm	SW mm	dk mm	l1 mm	l2 mm	l5 mm
M 3	0,500	3,500	2,700	2,50	56,000	10,000	18,000
M 4	0,700	4,500	3,400	3,30	63,000	12,000	21,000
M 5	0,800	6,000	4,900	4,20	70,000	14,000	25,000
M 6	1,000	6,000	4,900	5,00	80,000	16,000	30,000
M 8	1,250	8,000	6,200	6,80	90,000	18,000	35,000
M10	1,500	10,000	8,000	8,50	100,000	20,000	39,000

Maschinen-Gewindebohrer

Gewindebohrer für Metrische ISO-Gewinde



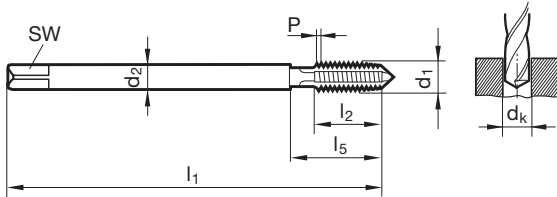
Katalog-Nr. 53643

Produktiv HD	DIN 376	B	HSS-E-PM	TiCN	R	ISO2/6H
------------------------	-------------------	----------	-----------------	------	----------	---------

P	M	K	N	S	H
	•			○	

Arbeitsrichtwerte
Seite 348

- für Durchgangsgewinde
- mit Schälanschnitt
- Spanförderung in Vorschubrichtung
- rost-/säurebest. Stähle
- zähe, langspanige Werkstoffe



d1	P mm	d2 mm	SW mm	dk mm	l1 mm	l2 mm	l5 mm
M12	1,750	9,000	7,000	10,20	110,000	24,000	49,000
M14	2,000	11,000	9,000	12,00	110,000	26,000	53,000
M16	2,000	12,000	9,000	14,00	110,000	26,000	54,000

Maschinen-Gewindebohrer

Gewindebohrer für Metrische ISO-Gewinde



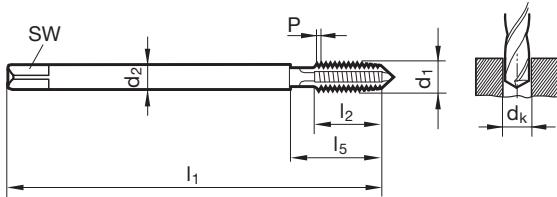
Katalog-Nr. 63177

Produktiv HD	DIN 376	B	HSS-E	TiN	R	ISO2/6H
------------------------	-------------------	----------	--------------	------------	----------	---------

P	M	K	N	S	H
	•		○	○	

Arbeitsrichtwerte
Seite 348

- für Durchgangsgewinde
- mit Schälanschnitt
- Spanförderung in Vorschubrichtung
- rost-/säurebest. Stähle
- zähe, langspanige Werkstoffe



d1	P mm	d2 mm	SW mm	dk mm	l1 mm	l2 mm	l5 mm
M12	1,750	9,000	7,000	10,20	110,000	24,000	49,000
M16	2,000	12,000	9,000	14,00	110,000	26,000	54,000

Maschinen-Gewindebohrer

Gewindebohrer für Metrische ISO-Gewinde



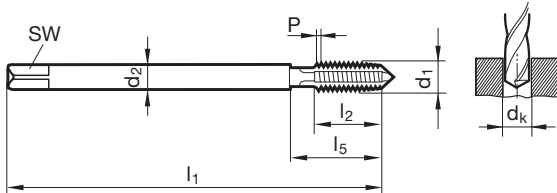
Katalog-Nr. 73177

Produktiv HD	DIN 376	B	HSS-E	dampfbe- handelt	R	ISO2/6H
------------------------	-------------------	----------	--------------	---------------------	----------	---------

P	M	K	N	S	H
	•			○	

Arbeitsrichtwerte
Seite 348

- für Durchgangsgewinde
- mit Schälanschnitt
- Spanförderung in Vorschubrichtung
- rost-/säurebest. Stähle
- zähe, langspanige Werkstoffe



d1	P mm	d2 mm	SW mm	dk mm	l1 mm	l2 mm	l5 mm
M12	1,750	9,000	7,000	10,20	110,000	24,000	49,000
M14	2,000	11,000	9,000	12,00	110,000	26,000	53,000
M16	2,000	12,000	9,000	14,00	110,000	26,000	54,000
M20	2,500	16,000	12,000	17,50	140,000	32,000	62,000

Maschinen-Gewindebohrer

Gewindebohrer für Metrische ISO-Gewinde



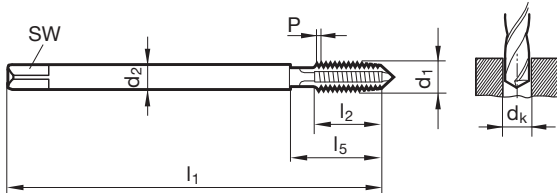
Katalog-Nr. 73643

Produktiv HD	DIN 376	B	HSS-E- PM	blank	R	ISO2/6H
------------------------	-------------------	----------	----------------------	-------	----------	---------

P	M	K	N	S	H
	•		○	○	

Arbeitsrichtwerte
Seite 348

- für Durchgangsgewinde
- mit Schälanschnitt
- Spanförderung in Vorschubrichtung
- rost-/säurebest. Stähle
- zähe, langspanige Werkstoffe



d1	P mm	d2 mm	SW mm	dk mm	l1 mm	l2 mm	l5 mm
M12	1,750	9,000	7,000	10,20	110,000	24,000	49,000
M14	2,000	11,000	9,000	12,00	110,000	26,000	53,000
M16	2,000	12,000	9,000	14,00	110,000	26,000	54,000
M18	2,500	14,000	11,000	15,50	125,000	30,000	62,000
M20	2,500	16,000	12,000	17,50	140,000	32,000	62,000
M22	2,500	18,000	14,500	19,50	140,000	34,000	62,000

Maschinen-Gewindebohrer

Gewindebohrer für Metrische ISO-Gewinde



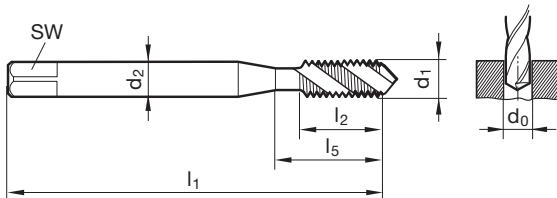
Katalog-Nr. 53662

Intensiv HD	DIN 371	C	HSS-E- PM	TiCN	R	ISO2/6H
-----------------------	-------------------	----------	----------------------	------	----------	---------

P	M	K	N	S	H
	•		○	○	

Arbeitsrichtwerte
Seite 348

- für Grundgewinde
- Nuten mit ca. 40° Rechtsdrall
- Spanförderung in Schafrichtung
- rost-/säurebest. Stähle
- zähe, langspanige Werkstoffe



d1	P	d2	SW	dk	l1	l2	l5
	mm	mm	mm	mm	mm	mm	mm
M 3	0,500	3,500	2,700	2,50	56,000	6,000	18,000
M 4	0,700	4,500	3,400	3,30	63,000	7,500	21,000
M 5	0,800	6,000	4,900	4,20	70,000	8,500	25,000
M 6	1,000	6,000	4,900	5,00	80,000	11,000	30,000
M 8	1,250	8,000	6,200	6,80	90,000	14,000	35,000
M10	1,500	10,000	8,000	8,50	100,000	16,000	39,000

Maschinen-Gewindebohrer

Gewindebohrer für Metrische ISO-Gewinde



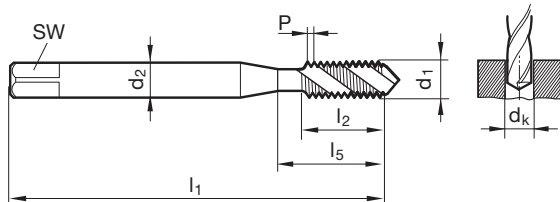
Katalog-Nr. 63662

Intensiv HD	DIN 371	C	HSS-E- PM	TiN	R	ISO2/6H
-----------------------	-------------------	----------	----------------------	------------	----------	----------------

P	M	K	N	S	H
	•		○	○	

Arbeitsrichtwerte
Seite 348

- für Grundgewinde
- Nuten mit ca. 40° Rechtsdrall
- Spanförderung in Schafrichtung
- rost-/säurebest. Stähle
- zähe, langspanige Werkstoffe



d1	P mm	d2 mm	SW mm	dk mm	l1 mm	l2 mm	l5 mm
M 3	0,500	3,500	2,700	2,50	56,000	6,000	18,000
M 4	0,700	4,500	3,400	3,30	63,000	7,500	21,000
M 5	0,800	6,000	4,900	4,20	70,000	8,500	25,000
M 6	1,000	6,000	4,900	5,00	80,000	11,000	30,000
M 8	1,250	8,000	6,200	6,80	90,000	14,000	35,000
M10	1,500	10,000	8,000	8,50	100,000	16,000	39,000

Maschinen-Gewindebohrer

Gewindebohrer für Metrische ISO-Gewinde



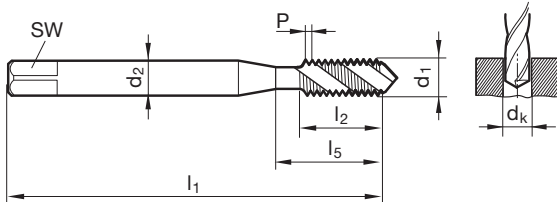
Katalog-Nr. 73660

Intensiv HD	DIN 371	C	HSS-E	dampfbe- handelt	(R)	ISO2/6H
-----------------------	-------------------	----------	--------------	---------------------	------------	---------

P	M	K	N	S	H
	•			○	

Arbeitsrichtwerte
Seite 348

- für Grundgewinde
- Nuten mit ca. 40° Rechtsdrall
- Spanförderung in Schafrichtung
- rost-/säurebest. Stähle
- zähe, langspanige Werkstoffe



d1	P mm	d2 mm	SW mm	dk mm	l1 mm	l2 mm	l5 mm
M 3	0,500	3,500	2,700	2,50	56,000	6,000	18,000
M 4	0,700	4,500	3,400	3,30	63,000	7,500	21,000
M 5	0,800	6,000	4,900	4,20	70,000	8,500	25,000
M 6	1,000	6,000	4,900	5,00	80,000	11,000	30,000
M 8	1,250	8,000	6,200	6,80	90,000	14,000	35,000
M10	1,500	10,000	8,000	8,50	100,000	16,000	39,000

Maschinen-Gewindebohrer

Gewindebohrer für Metrische ISO-Gewinde



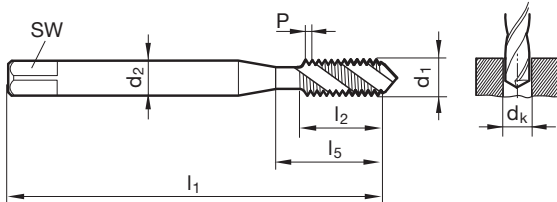
Katalog-Nr. 73662

Intensiv HD	DIN 371	C	HSS-E-PM	blank	R	ISO2/6H
-----------------------	-------------------	----------	-----------------	-------	----------	---------

P	M	K	N	S	H
	•		○	○	

Arbeitsrichtwerte
Seite 348

- für Grundgewinde
- Nuten mit ca. 40° Rechtsdrall
- Spanförderung in Schafrichtung
- rost-/säurebest. Stähle
- zähe, langspanige Werkstoffe



d1	P	d2	SW	dk	l1	l2	l5
	mm	mm	mm	mm	mm	mm	mm
M 3	0,500	3,500	2,700	2,50	56,000	6,000	18,000
M 3,5	0,600	4,000	3,000	2,90	56,000	7,000	20,000
M 4	0,700	4,500	3,400	3,30	63,000	7,500	21,000
M 5	0,800	6,000	4,900	4,20	70,000	8,500	25,000
M 6	1,000	6,000	4,900	5,00	80,000	11,000	30,000
M 8	1,250	8,000	6,200	6,80	90,000	14,000	35,000
M10	1,500	10,000	8,000	8,50	100,000	16,000	39,000

Maschinen-Gewindebohrer

Gewindebohrer für Metrische ISO-Gewinde



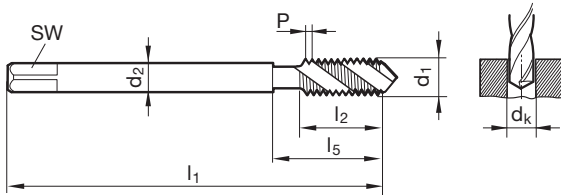
Katalog-Nr. 53665

Intensiv HD	DIN 376	C	HSS-E- PM	TiCN	R	ISO2/6H
-----------------------	-------------------	----------	----------------------	------	----------	---------

P	M	K	N	S	H
	•			○	

Arbeitsrichtwerte
Seite 348

- für Grundgewinde
- Nuten mit ca. 40° Rechtsdrall
- Spanförderung in Schafrichtung
- rost-/säurebest. Stähle
- zähe, langspanige Werkstoffe



d1	P mm	d2 mm	SW mm	dk mm	l1 mm	l2 mm	l5 mm
M12	1,750	9,000	7,000	10,20	110,000	18,500	49,000
M14	2,000	11,000	9,000	12,00	110,000	20,000	53,000
M16	2,000	12,000	9,000	14,00	110,000	20,000	54,000

Maschinen-Gewindebohrer

Gewindebohrer für Metrische ISO-Gewinde



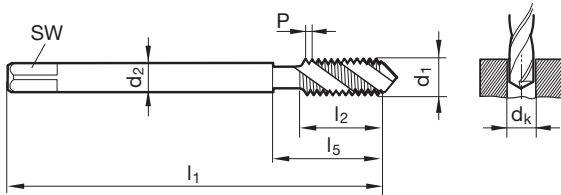
Katalog-Nr. 63665



P	M	K	N	S	H
	•			○	

Arbeitsrichtwerte
Seite 348

- für Grundgewinde
- Nuten mit ca. 40° Rechtsdrall
- Spanförderung in Schafrichtung
- rost-/säurebest. Stähle
- zähe, langspanige Werkstoffe



d1	P mm	d2 mm	SW mm	dk mm	l1 mm	l2 mm	l5 mm
M12	1,750	9,000	7,000	10,20	110,000	18,500	49,000
M16	2,000	12,000	9,000	14,00	110,000	20,000	54,000

Maschinen-Gewindebohrer

Gewindebohrer für Metrische ISO-Gewinde



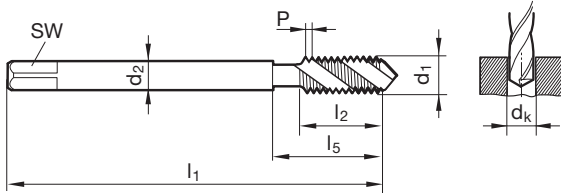
Katalog-Nr. 73659

Intensiv HD	DIN 376	C	HSS-E	dampfbe- handelt	R	ISO2/6H
-----------------------	-------------------	----------	--------------	---------------------	----------	---------

P	M	K	N	S	H
	•			○	

Arbeitsrichtwerte
Seite 348

- für Grundgewinde
- Nuten mit ca. 40° Rechtsdrall
- Spanförderung in Schafrichtung
- rost-/säurebest. Stähle
- zähe, langspanige Werkstoffe



d1	P mm	d2 mm	SW mm	dk mm	l1 mm	l2 mm	l5 mm
M12	1,750	9,000	7,000	10,20	110,000	18,500	49,000
M14	2,000	11,000	9,000	12,00	110,000	20,000	53,000
M16	2,000	12,000	9,000	14,00	110,000	20,000	54,000
M20	2,500	16,000	12,000	17,50	140,000	25,000	62,000

Maschinen-Gewindebohrer

Gewindebohrer für Metrische ISO-Gewinde



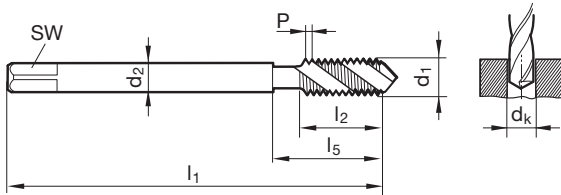
Katalog-Nr. 73665



P	M	K	N	S	H
	•		○	○	

Arbeitsrichtwerte
Seite 348

- für Grundgewinde
- Nuten mit ca. 40° Rechtsdrall
- Spanförderung in Schafrichtung
- rost-/säurebest. Stähle
- zähe, langspanige Werkstoffe




d1	P mm	d2 mm	SW mm	dk mm	l1 mm	l2 mm	l5 mm
M12	1,750	9,000	7,000	10,20	110,000	18,500	49,000
M14	2,000	11,000	9,000	12,00	110,000	20,000	53,000
M16	2,000	12,000	9,000	14,00	110,000	20,000	54,000
M18	2,500	14,000	11,000	15,50	125,000	25,000	62,000
M20	2,500	16,000	12,000	17,50	140,000	25,000	62,000
M22	2,500	18,000	14,500	19,50	140,000	27,000	62,000
M24	3,000	18,000	14,500	21,00	160,000	30,000	73,000

Maschinen-Gewindebohrer

Gewindebohrer für Metrische ISO-Gewinde



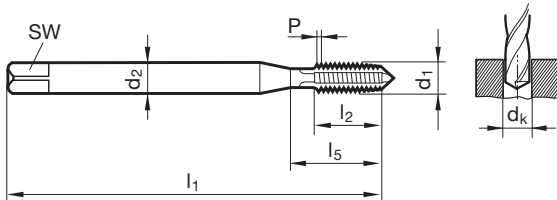
Katalog-Nr. 63201



P	M	K	N	S	H
		•	○		

Arbeitsrichtwerte
Seite 348

- für Durchgangs- und Grundgewinde
- Gusswerkstoffe wie Grauguss, Temperguss, Kugelgraphitguss




d1	P	d2	SW	dk	l1	l2	l5
	mm	mm	mm	mm	mm	mm	mm
M 3	0,500	3,500	2,700	2,50	56,000	10,000	18,000
M 4	0,700	4,500	3,400	3,30	63,000	12,000	21,000
M 5	0,800	6,000	4,900	4,20	70,000	14,000	25,000
M 6	1,000	6,000	4,900	5,00	80,000	16,000	30,000
M 8	1,250	8,000	6,200	6,80	90,000	18,000	35,000
M10	1,500	10,000	8,000	8,50	100,000	20,000	39,000

Maschinen-Gewindebohrer

Gewindebohrer für Metrische ISO-Gewinde



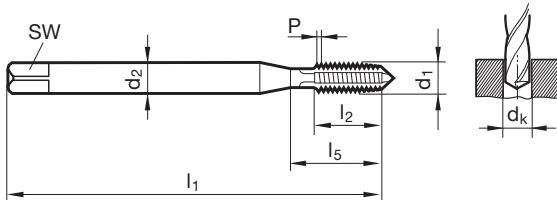
Katalog-Nr. 73201



P	M	K	N	S	H
		•			

Arbeitsrichtwerte
Seite 348

- für Durchgangs- und Grundgewinde
- Gusswerkstoffe wie Grauguss, Temperguss, Kugelgraphitguss





d1	P mm	d2 mm	SW mm	dk mm	l1 mm	l2 mm	l5 mm
M 3	0,500	3,500	2,700	2,50	56,000	10,000	18,000
M 3,5	0,600	4,000	3,000	2,90	56,000	12,000	20,000
M 4	0,700	4,500	3,400	3,30	63,000	12,000	21,000
M 5	0,800	6,000	4,900	4,20	70,000	14,000	25,000
M 6	1,000	6,000	4,900	5,00	80,000	16,000	30,000
M 8	1,250	8,000	6,200	6,80	90,000	18,000	35,000
M10	1,500	10,000	8,000	8,50	100,000	20,000	39,000

Maschinen-Gewindebohrer

Gewindebohrer für Metrische ISO-Gewinde

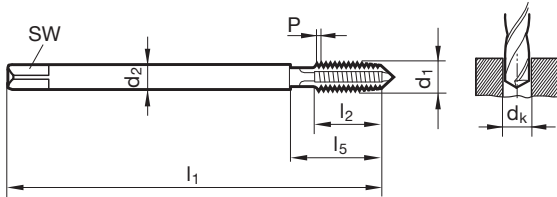


Katalog-Nr. 73211



Arbeitsrichtwerte
Seite 348

- für Durchgangs- und Grundgewinde
- Gusswerkstoffe wie Grauguss, Temperguss, Kugelgraphitguss




d1	P mm	d2 mm	SW mm	dk mm	l1 mm	l2 mm	l5 mm
M12	1,750	9,000	7,000	10,20	110,000	24,000	49,000
M14	2,000	11,000	9,000	12,00	110,000	26,000	53,000
M16	2,000	12,000	9,000	14,00	110,000	26,000	54,000
M18	2,500	14,000	11,000	15,50	125,000	30,000	62,000
M20	2,500	16,000	12,000	17,50	140,000	32,000	62,000

Maschinen-Gewindebohrer

Gewindebohrer für Metrische ISO-Gewinde

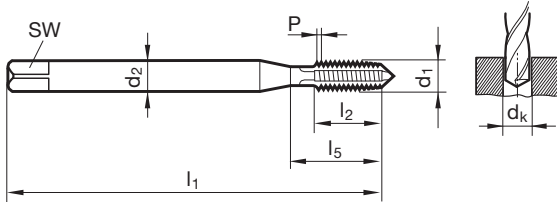


Katalog-Nr. 73131



Arbeitsrichtwerte
Seite 348

- für Durchgangsgewinde
- mit Schälanschnitt
- Spanförderung in Vorschubrichtung
- weiche, langspanige Werkstoffe, wie Aluminium, Al-Legierungen, NE-Metalle



d1	P mm	d2 mm	SW mm	dk mm	l1 mm	l2 mm	l5 mm
M 2	0,400	2,800	2,100	1,60	45,000	8,000	13,500
M 2,3	0,400	2,800	2,100	1,90	45,000	9,000	14,500
M 2,5	0,450	2,800	2,100	2,05	50,000	9,000	14,500
M 2,6	0,450	2,800	2,100	2,10	50,000	9,000	14,500
M 3	0,500	3,500	2,700	2,50	56,000	10,000	18,000
M 3,5	0,600	4,000	3,000	2,90	56,000	12,000	20,000
M 4	0,700	4,500	3,400	3,30	63,000	12,000	21,000
M 5	0,800	6,000	4,900	4,20	70,000	14,000	25,000
M 6	1,000	6,000	4,900	5,00	80,000	16,000	30,000
M 8	1,250	8,000	6,200	6,80	90,000	18,000	35,000
M 10	1,500	10,000	8,000	8,50	100,000	20,000	39,000

Maschinen-Gewindebohrer

Gewindebohrer für Metrische ISO-Gewinde



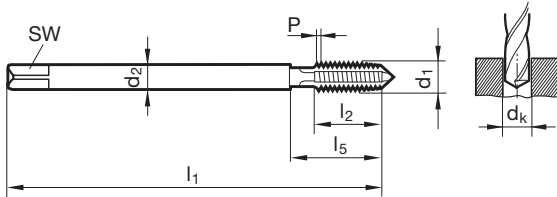
Katalog-Nr. 73189

Produktiv W	DIN 376	B	HSS-E	blank	R	ISO2/6H
-----------------------	-------------------	----------	-------	-------	----------	---------

P	M	K	N	S	H
			•		

Arbeitsrichtwerte
Seite 348

- für Durchgangsgewinde
- mit Schälanschnitt
- Spanförderung in Vorschubrichtung
- weiche, langspanige Werkstoffe, wie Aluminium, Al-Legierungen, NE-Metalle



d1	P mm	d2 mm	SW mm	dk mm	l1 mm	l2 mm	l5 mm
M12	1,750	9,000	7,000	10,20	110,000	24,000	49,000
M16	2,000	12,000	9,000	14,00	110,000	26,000	54,000
M20	2,500	16,000	12,000	17,50	140,000	32,000	62,000

Maschinen-Gewindebohrer

Gewindebohrer für Metrische ISO-Gewinde



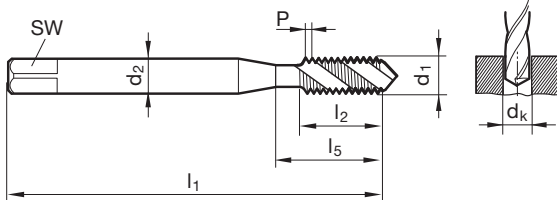
Katalog-Nr. 73156



P	M	K	N	S	H
			•		

Arbeitsrichtwerte
Seite 348

- für Grundgewinde
- Nuten mit ca. 45° Rechtsdrall
- Spanförderung in Schafrichtung
- weiche, langspanige Werkstoffe, wie Aluminium, Al-Legierungen, NE-Metalle




d1	P	d2	SW	dk	l1	l2	l5
	mm	mm	mm	mm	mm	mm	mm
M 2	0,400	2,800	2,100	1,60	45,000	8,000	13,500
M 2,3	0,400	2,800	2,100	1,90	45,000	9,000	14,500
M 2,5	0,450	2,800	2,100	2,05	50,000	9,000	14,500
M 3	0,500	3,500	2,700	2,50	56,000	6,000	18,000
M 4	0,700	4,500	3,400	3,30	63,000	7,500	21,000
M 5	0,800	6,000	4,900	4,20	70,000	8,500	25,000
M 6	1,000	6,000	4,900	5,00	80,000	11,000	30,000
M 8	1,250	8,000	6,200	6,80	90,000	14,000	35,000
M 10	1,500	10,000	8,000	8,50	100,000	16,000	39,000

Maschinen-Gewindebohrer

Gewindebohrer für Metrische ISO-Gewinde

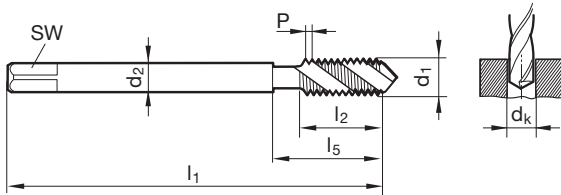


Katalog-Nr. 73136



Arbeitsrichtwerte
Seite 348

- für Grundgewinde
- Nuten mit ca. 45° Rechtsdrall
- Spanförderung in Schafrichtung
- weiche, langspanige Werkstoffe, wie Aluminium, Al-Legierungen, NE-Metalle



d1	P mm	d2 mm	SW mm	dk mm	l1 mm	l2 mm	l5 mm
M12	1,750	9,000	7,000	10,20	110,000	18,500	49,000
M16	2,000	12,000	9,000	14,00	110,000	20,000	54,000
M20	2,500	16,000	12,000	17,50	140,000	25,000	62,000

Maschinen-Gewindebohrer

Gewindebohrer für Metrische ISO-Feingewinde



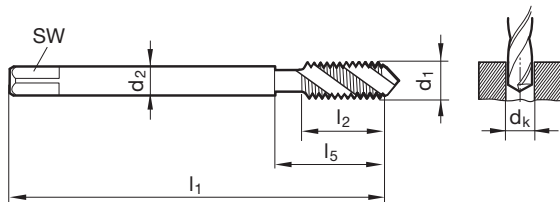
Katalog-Nr. 53780



P	M	K	N	S	H
•	•	•	○	○	

Arbeitsrichtwerte
Seite 348

- für Grundgewinde
- Nuten mit ca. 45° Rechtsdrall
- Spanförderung in Schafrichtung
- universell einsetzbar
- Stahlwerkstoffe 600 bis 1300 N/mm²
- rost-/säurebest. Stähle
- NE-Metalle
- Gusswerkstoffe



Code-Nr.	d1	d2 mm	SW mm	dk mm	l1 mm	l2 mm	l5 mm
6,004	M 6 X0,75	4,500	3,400	5,20	80,000	8,000	30,000
8,004	M 8 X0,75	6,000	4,900	7,20	80,000	8,000	30,000
8,005	M 8 X1	6,000	4,900	7,00	90,000	11,000	35,000
10,005	M10 X1	7,000	5,500	9,00	90,000	11,000	35,000
10,006	M10 X1,25	7,000	5,500	8,80	100,000	14,000	39,000
12,005	M12 X1	9,000	7,000	11,00	100,000	11,000	40,000
12,006	M12 X1,25	9,000	7,000	10,80	100,000	16,000	40,000
12,007	M12 X1,5	9,000	7,000	10,50	100,000	16,000	40,000
14,007	M14 X1,5	11,000	9,000	12,50	100,000	15,000	40,000
16,007	M16 X1,5	12,000	9,000	14,50	100,000	15,000	44,000
18,007	M18 X1,5	14,000	11,000	16,50	110,000	16,000	44,000
20,007	M20 X1,5	16,000	12,000	18,50	125,000	16,000	44,000
24,007	M24 X1,5	18,000	14,500	22,50	140,000	16,000	48,000

Maschinen-Gewindebohrer

Gewindebohrer für Metrische ISO-Feingewinde



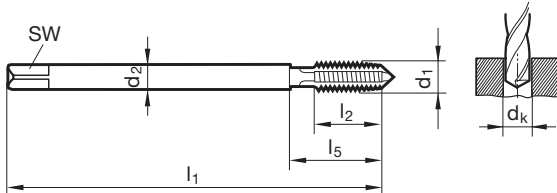
Katalog-Nr. 53778



P	M	K	N	S	H
●	●	●	○	○	

Arbeitsrichtwerte
Seite 348

- für Durchgangsgewinde
- mit Schälanschnitt
- Spanförderung in Vorschubrichtung
- universell einsetzbar
- Stahlwerkstoffe 600 bis 1300 N/mm²
- rost-/säurebest. Stähle
- NE-Metalle
- Gusswerkstoffe



Code-Nr.	d1	d2 mm	SW mm	dk mm	l1 mm	l2 mm	l5 mm
6,004	M 6 X0,75	4,500	3,400	5,20	80,000	13,000	30,000
8,004	M 8 X0,75	6,000	4,900	7,20	80,000	14,000	30,000
8,005	M 8 X1	6,000	4,900	7,00	90,000	16,000	35,000
10,005	M10 X1	7,000	5,500	9,00	90,000	16,000	35,000
10,006	M10 X1,25	7,000	5,500	8,80	100,000	20,000	39,000
12,005	M12 X1	9,000	7,000	11,00	100,000	20,000	40,000
12,006	M12 X1,25	9,000	7,000	10,80	100,000	20,000	40,000
12,007	M12 X1,5	9,000	7,000	10,50	100,000	20,000	40,000
14,007	M14 X1,5	11,000	9,000	12,50	100,000	20,000	40,000
16,007	M16 X1,5	12,000	9,000	14,50	100,000	22,000	44,000
18,007	M18 X1,5	14,000	11,000	16,50	110,000	25,000	44,000
20,007	M20 X1,5	16,000	12,000	18,50	125,000	25,000	44,000
24,007	M24 X1,5	18,000	14,500	22,50	140,000	28,000	48,000

Maschinen-Gewindebohrer

Gewindebohrer für Metrische ISO-Feingewinde



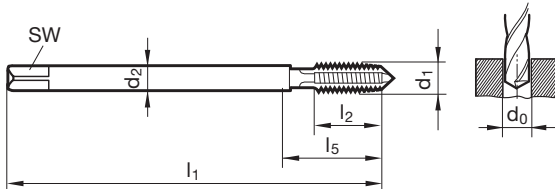
Katalog-Nr. 53055



P	M	K	N	S	H
•	•	•	•	○	

Arbeitsrichtwerte
Seite 348

- für Durchgangsgewinde
- mit Schälanschnitt
- Spanförderung in Vorschubrichtung
- universell einsetzbar
- Stahlwerkstoffe bis 1200 N/mm²



Code-Nr.	d1	d2 mm	SW mm	dk mm	l1 mm	l2 mm	l5 mm
8,005	M 8 X1	6,000	4,900	7,00	90,000	17,000	35,000
10,005	M10 X1	7,000	5,500	9,00	90,000	17,000	35,000
12,005	M12 X1	9,000	7,000	11,00	100,000	20,000	40,000
12,007	M12 X1,5	9,000	7,000	10,50	100,000	20,000	40,000
14,007	M14 X1,5	11,000	9,000	12,50	100,000	20,000	40,000
16,007	M16 X1,5	12,000	9,000	14,50	100,000	22,000	44,000

Maschinen-Gewindebohrer

Gewindebohrer für Metrische ISO-Feingewinde



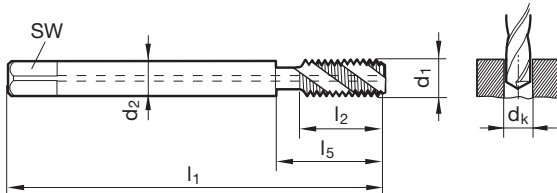
Katalog-Nr. 53052



P	M	K	N	S	H
•	•	•	•	○	

Arbeitsrichtwerte
Seite 348

- für Grundgewinde
- Nuten mit ca. 50° Rechtsdrall
- kurzes Schneidteil, nur mit Synchronführung verwendbar
- Spanförderung in Schafrichtung
- universell einsetzbar
- Stahlwerkstoffe bis 1200 N/mm²



Code-Nr.	d1	d2 mm	SW mm	dk mm	l1 mm	l2 mm	l5 mm
8,005	M 8 X1	6,000	4,900	7,00	90,000	5,000	44,000
10,005	M10 X1	7,000	5,500	9,00	90,000	5,000	44,000
12,005	M12 X1	9,000	7,000	11,00	100,000	5,000	53,000
12,007	M12 X1,5	9,000	7,000	10,50	100,000	7,500	53,000
14,007	M14 X1,5	11,000	9,000	12,50	100,000	7,500	48,000
16,007	M16 X1,5	12,000	9,000	14,50	100,000	7,500	48,000
18,007	M18 X1,5	14,000	11,000	16,50	110,000	7,500	58,000
20,007	M20 X1,5	16,000	12,000	18,50	125,000	7,500	70,000

Maschinen-Gewindebohrer

Gewindebohrer für Metrische ISO-Feingewinde



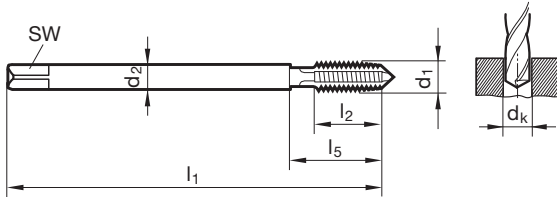
Katalog-Nr. 73183

Produktiv N	DIN 374	B	HSS-E	dampf- behandelt	R	ISO2/6H
-----------------------	--------------------------	----------	--------------	---------------------	----------	---------

P	M	K	N	S	H
●	○	○	○		

Arbeitsrichtwerte
Seite 348

- für Durchgangsgewinde
- mit Schälanschnitt
- Spanförderung in Vorschubrichtung
- universell einsetzbar
- Stahlwerkstoffe bis 1100 N/mm²



Code-Nr.	d1	d2 mm	SW mm	dk mm	l1 mm	l2 mm	l5 mm
6,004	M 6 X0,75	4,500	3,400	5,25	80,000	13,000	30,000
8,004	M 8 X0,75	6,000	4,900	7,25	80,000	14,000	30,000
8,005	M 8 X1	6,000	4,900	7,00	90,000	18,000	35,000
10,005	M10 X1	7,000	5,500	9,00	90,000	18,000	35,000
12,005	M12 X1	9,000	7,000	11,00	100,000	20,000	40,000
12,007	M12 X1,5	9,000	7,000	10,50	100,000	20,000	40,000
14,007	M14 X1,5	11,000	9,000	12,50	100,000	20,000	40,000
16,007	M16 X1,5	12,000	9,000	14,50	100,000	22,000	44,000
20,007	M20 X1,5	16,000	12,000	18,50	125,000	25,000	44,000

Maschinen-Gewindebohrer

Gewindebohrer für Metrische ISO-Feingewinde



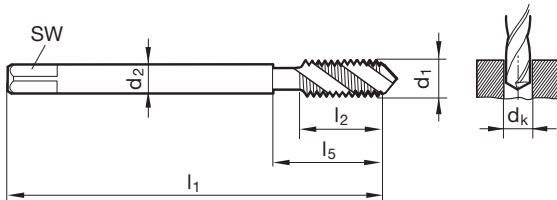
Katalog-Nr. 73187



P	M	K	N	S	H
●	○	○	○		

Arbeitsrichtwerte
Seite 348

- für Grundgewinde
- Nuten mit ca. 40° Rechtsdrall
- Spanförderung in Schafrichtung
- universell einsetzbar
- Stahlwerkstoffe bis 1100 N/mm²



Code-Nr.	d1	d2 mm	SW mm	dk mm	l1 mm	l2 mm	l5 mm
6,004	M 6 X0,75	4,500	3,400	5,25	80,000	8,000	30,000
8,005	M 8 X1	6,000	4,900	7,00	90,000	11,000	35,000
10,005	M10 X1	7,000	5,500	9,00	90,000	11,000	35,000
10,006	M10 X1,25	7,000	5,500	8,80	100,000	14,000	39,000
12,005	M12 X1	9,000	7,000	11,00	100,000	11,000	40,000
12,006	M12 X1,25	9,000	7,000	10,80	100,000	15,000	40,000
12,007	M12 X1,5	9,000	7,000	10,50	100,000	15,000	40,000
14,005	M14 X1	11,000	9,000	13,00	100,000	11,000	40,000
14,007	M14 X1,5	11,000	9,000	12,50	100,000	15,000	40,000
16,007	M16 X1,5	12,000	9,000	14,50	100,000	15,000	44,000
18,007	M18 X1,5	14,000	11,000	16,50	110,000	16,000	44,000
20,007	M20 X1,5	16,000	12,000	18,50	125,000	16,000	44,000

Maschinen-Gewindebohrer

Gewindebohrer für Metrische ISO-Feingewinde



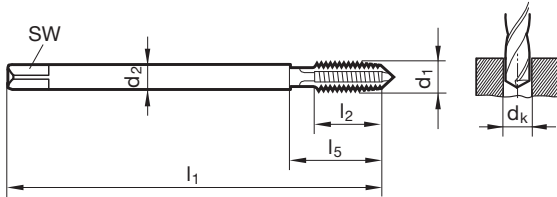
Katalog-Nr. 73237



P	M	K	N	S	H
•			○		

Arbeitsrichtwerte
Seite 348

- für Durchgangs- und Grundgewinde
- Stähle bis 800 N/mm²



Code-Nr.	d1	d2 mm	SW mm	dk mm	l1 mm	l2 mm	l5 mm
8,004	M 8 X0,75	6,000	4,900	7,25	80,000	14,000	30,000
10,005	M10 X1	7,000	5,500	9,00	90,000	18,000	35,000
10,006	M10 X1,25	7,000	5,500	8,80	100,000	20,000	39,000
12,006	M12 X1,25	9,000	7,000	10,80	100,000	15,000	40,000
12,007	M12 X1,5	9,000	7,000	10,50	100,000	15,000	40,000
16,007	M16 X1,5	12,000	9,000	14,50	100,000	15,000	44,000
20,007	M20 X1,5	16,000	12,000	18,50	125,000	16,000	44,000
22,007	M22 X1,5	18,000	14,500	20,50	125,000	16,000	44,000
24,007	M24 X1,5	18,000	14,500	22,50	140,000	16,000	48,000

Maschinen-Gewindebohrer

Gewindebohrer für Metrische ISO-Feingewinde



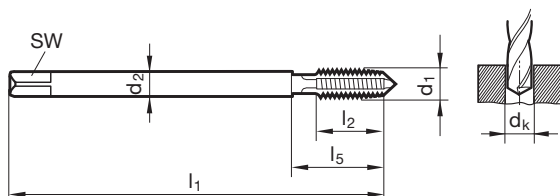
Katalog-Nr. 73250

Produktiv N	DIN 374	B	HSS-E	blank	R	ISO2/6H
-----------------------	-------------------	----------	--------------	-------	----------	---------

P	M	K	N	S	H
●			○		

Arbeitsrichtwerte
Seite 348

- für Durchgangsgewinde
- mit Schälanschnitt
- Spanförderung in Vorschubrichtung
- allgemeine Anwendung
- Stähle bis 800 N/mm²



Code-Nr.	d1	d2 mm	SW mm	dk mm	l1 mm	l2 mm	l5 mm
4,003	M 4 X0,5	2,800	2,100	3,50	63,000	8,000	21,000
5,003	M 5 X0,5	3,500	2,700	4,50	70,000	10,000	25,000
6,003	M 6 X0,5	4,500	3,400	5,50	80,000	13,000	30,000
6,004	M 6 X0,75	4,500	3,400	5,25	80,000	13,000	30,000
8,004	M 8 X0,75	6,000	4,900	7,25	80,000	14,000	30,000
8,005	M 8 X1	6,000	4,900	7,00	90,000	18,000	35,000
9,005	M 9 X1	7,000	5,500	8,00	90,000	18,000	35,000
10,005	M10 X1	7,000	5,500	9,00	90,000	18,000	35,000
10,006	M10 X1,25	7,000	5,500	8,80	100,000	20,000	39,000
12,005	M12 X1	9,000	7,000	11,00	100,000	20,000	40,000
12,006	M12 X1,25	9,000	7,000	10,80	100,000	20,000	40,000
12,007	M12 X1,5	9,000	7,000	10,50	100,000	20,000	40,000
14,005	M14 X1	11,000	9,000	13,00	100,000	20,000	40,000
14,006	M14 X1,25	11,000	9,000	12,80	100,000	20,000	40,000
14,007	M14 X1,5	11,000	9,000	12,50	100,000	20,000	40,000
16,005	M16 X1	12,000	9,000	15,00	100,000	22,000	44,000
16,007	M16 X1,5	12,000	9,000	14,50	100,000	22,000	44,000
18,005	M18 X1	14,000	11,000	17,00	110,000	25,000	44,000
18,007	M18 X1,5	14,000	11,000	16,50	110,000	25,000	44,000
20,005	M20 X1	16,000	12,000	19,00	125,000	25,000	44,000
20,007	M20 X1,5	16,000	12,000	18,50	125,000	25,000	44,000
20,008	M20 X2	16,000	12,000	18,00	140,000	32,000	60,000
22,005	M22 X1	18,000	14,500	21,00	125,000	25,000	44,000
22,007	M22 X1,5	18,000	14,500	20,50	125,000	25,000	44,000
24,007	M24 X1,5	18,000	14,500	22,50	140,000	28,000	48,000
24,008	M24 X2	18,000	14,500	22,00	140,000	28,000	48,000
27,007	M27 X1,5	20,000	16,000	25,50	140,000	28,000	53,000
30,007	M30 X1,5	22,000	18,000	28,50	150,000	28,000	53,000
30,008	M30 X2	22,000	18,000	28,00	150,000	28,000	53,000
36,007	M36 X1,5	28,000	22,000	34,50	170,000	30,000	56,000

Maschinen-Gewindebohrer

Gewindebohrer für Metrische ISO-Feingewinde



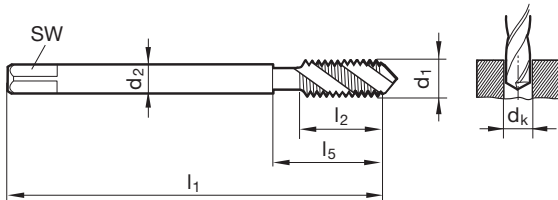
Katalog-Nr. 73173



P	M	K	N	S	H
●			○		

Arbeitsrichtwerte
Seite 348

- für Grundgewinde
- Nuten mit ca. 40° Rechtsdrall
- Spanförderung in Schafrichtung
- universell einsetzbar
- Stahlwerkstoffe bis 1100 N/mm²



Code-Nr.	d1	d2 mm	SW mm	dk mm	l1 mm	l2 mm	l5 mm
3,002	M 3 X0,35	2,200		2,65	56,000	4,000	18,000
4,003	M 4 X0,5	2,800	2,100	3,50	63,000	5,000	21,000
5,003	M 5 X0,5	3,500	2,700	4,50	70,000	5,000	25,000
6,003	M 6 X0,5	4,500	3,400	5,50	80,000	5,000	30,000
6,004	M 6 X0,75	4,500	3,400	5,25	80,000	8,000	30,000
8,004	M 8 X0,75	6,000	4,900	7,25	80,000	8,000	30,000
8,005	M 8 X1	6,000	4,900	7,00	90,000	11,000	35,000
10,005	M10 X1	7,000	5,500	9,00	90,000	11,000	35,000
10,006	M10 X1,25	7,000	5,500	8,80	100,000	14,000	39,000
11,005	M11 X1	8,000	6,200	10,00	90,000	11,000	33,000
12,005	M12 X1	9,000	7,000	11,00	100,000	11,000	40,000
12,006	M12 X1,25	9,000	7,000	10,80	100,000	15,000	40,000
12,007	M12 X1,5	9,000	7,000	10,50	100,000	15,000	40,000
14,005	M14 X1	11,000	9,000	13,00	100,000	11,000	40,000
14,006	M14 X1,25	11,000	9,000	12,80	100,000	15,000	40,000
14,007	M14 X1,5	11,000	9,000	12,50	100,000	15,000	40,000
16,005	M16 X1	12,000	9,000	15,00	100,000	11,000	44,000
16,007	M16 X1,5	12,000	9,000	14,50	100,000	15,000	44,000
18,005	M18 X1	14,000	11,000	17,00	110,000	12,000	44,000
18,007	M18 X1,5	14,000	11,000	16,50	110,000	16,000	44,000
20,007	M20 X1,5	16,000	12,000	18,50	125,000	16,000	44,000
22,007	M22 X1,5	18,000	14,500	20,50	125,000	16,000	44,000
24,007	M24 X1,5	18,000	14,500	22,50	140,000	16,000	48,000
24,008	M24 X2	18,000	14,500	22,00	140,000	22,000	48,000
26,007	M26 X1,5	18,000	14,500	24,50	140,000	20,000	50,000
30,007	M30 X1,5	22,000	18,000	28,50	150,000	20,000	53,000
30,008	M30 X2	22,000	18,000	28,00	150,000	20,000	53,000

Maschinen-Gewindebohrer

Gewindebohrer für Metrische ISO-Feingewinde



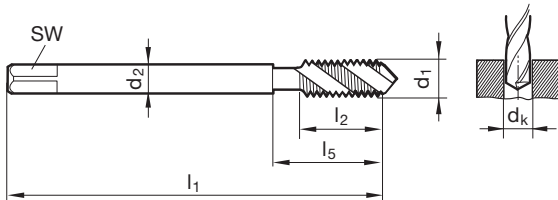
Katalog-Nr. 63173



P	M	K	N	S	H
●			○		

Arbeitsrichtwerte
Seite 348

- für Grundgewinde
- Nuten mit ca. 40° Rechtsdrall
- Spanförderung in Schafrichtung
- allgemeine Anwendung
- Stähle bis 800 N/mm²




Code-Nr.	d1	d2 mm	SW mm	dk mm	l1 mm	l2 mm	l5 mm
8,005	M 8 X1	6,000	4,900	7,00	90,000	11,000	35,000
10,005	M10 X1	7,000	5,500	9,00	90,000	11,000	35,000
10,006	M10 X1,25	7,000	5,500	8,80	100,000	14,000	39,000
12,005	M12 X1	9,000	7,000	11,00	100,000	11,000	40,000
12,007	M12 X1,5	9,000	7,000	10,50	100,000	15,000	40,000
14,007	M14 X1,5	11,000	9,000	12,50	100,000	15,000	40,000
16,007	M16 X1,5	12,000	9,000	14,50	100,000	15,000	44,000
20,007	M20 X1,5	16,000	12,000	18,50	125,000	16,000	44,000

Maschinen-Gewindebohrer

Gewindebohrer für Metrische ISO-Feingewinde



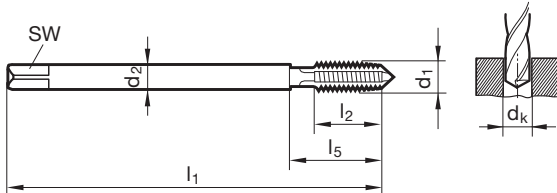
Katalog-Nr. 73646



P	M	K	N	S	H
●		○			

Arbeitsrichtwerte
Seite 348

- für Durchgangsgewinde
- mit Schälanschnitt
- Spanförderung in Vorschubrichtung
- hochfeste Werkstoffe
- Stähle 1100 bis 1600 N/mm²



Code-Nr.	d1	d2 mm	SW mm	dk mm	l1 mm	l2 mm	l5 mm
3,002	M 3 X0,35	2,200		2,65	56,000	7,000	18,000
4,003	M 4 X0,5	2,800	2,100	3,50	63,000	8,000	21,000
5,003	M 5 X0,5	3,500	2,700	4,50	70,000	10,000	25,000
6,004	M 6 X0,75	4,500	3,400	5,25	80,000	13,000	30,000
8,004	M 8 X0,75	6,000	4,900	7,25	80,000	14,000	30,000
8,005	M 8 X1	6,000	4,900	7,00	90,000	18,000	35,000
10,005	M10 X1	7,000	5,500	9,00	90,000	18,000	35,000
12,007	M12 X1,5	9,000	7,000	10,50	100,000	20,000	40,000
14,007	M14 X1,5	11,000	9,000	12,50	100,000	20,000	40,000
16,007	M16 X1,5	12,000	9,000	14,50	100,000	22,000	44,000
18,007	M18 X1,5	14,000	11,000	16,50	110,000	25,000	44,000
20,007	M20 X1,5	16,000	12,000	18,50	125,000	25,000	44,000
22,007	M22 X1,5	18,000	14,500	20,50	125,000	25,000	44,000

Maschinen-Gewindebohrer

Gewindebohrer für Metrische ISO-Feingewinde



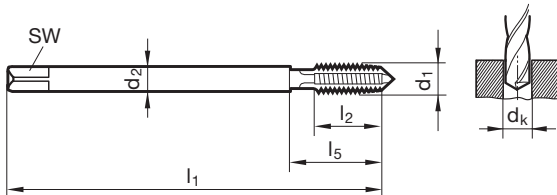
Katalog-Nr. 73178

Produktiv HD	DIN 374	B	HSS-E	dampfbe- handelt	R	ISO2/6H
------------------------	-------------------	----------	--------------	---------------------	----------	---------

P	M	K	N	S	H
	•			○	

Arbeitsrichtwerte
Seite 348

- für Durchgangsgewinde
- mit Schälanschnitt
- Spanförderung in Vorschubrichtung
- rost-/säurebest. Stähle
- zähe, langspanige Werkstoffe



Code-Nr.	d1	d2 mm	SW mm	dk mm	l1 mm	l2 mm	l5 mm
5,003	M 5 X0,5	3,500	2,700	4,50	70,000	10,000	25,000
6,004	M 6 X0,75	4,500	3,400	5,25	80,000	13,000	30,000
8,005	M 8 X1	6,000	4,900	7,00	90,000	18,000	35,000
10,005	M10 X1	7,000	5,500	9,00	90,000	18,000	35,000
12,005	M12 X1	9,000	7,000	11,00	100,000	20,000	40,000
12,007	M12 X1,5	9,000	7,000	10,50	100,000	20,000	40,000
14,007	M14 X1,5	11,000	9,000	12,50	100,000	20,000	40,000
16,007	M16 X1,5	12,000	9,000	14,50	100,000	22,000	44,000
18,007	M18 X1,5	14,000	11,000	16,50	110,000	25,000	44,000
20,007	M20 X1,5	16,000	12,000	18,50	125,000	25,000	44,000

Maschinen-Gewindebohrer

Gewindebohrer für Metrische ISO-Feingewinde



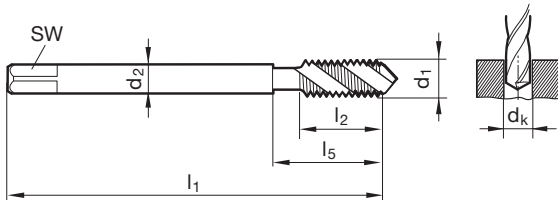
Katalog-Nr. 73180



P	M	K	N	S	H
	•			○	

Arbeitsrichtwerte
Seite 348

- für Grundgewinde
- Nuten mit ca. 40° Rechtsdrall
- Spanförderung in Schafrichtung
- rost-/säurebest. Stähle
- zähe, langspanige Werkstoffe




Code-Nr.	d1	d2 mm	SW mm	dk mm	l1 mm	l2 mm	l5 mm
8,005	M 8 X1	6,000	4,900	7,00	90,000	11,000	35,000
10,005	M10 X1	7,000	5,500	9,00	90,000	11,000	35,000
12,005	M12 X1	9,000	7,000	11,00	100,000	11,000	40,000
12,007	M12 X1,5	9,000	7,000	10,50	100,000	15,000	40,000
14,007	M14 X1,5	11,000	9,000	12,50	100,000	15,000	40,000
16,007	M16 X1,5	12,000	9,000	14,50	100,000	15,000	44,000
18,007	M18 X1,5	14,000	11,000	16,50	110,000	16,000	44,000
20,007	M20 X1,5	16,000	12,000	18,50	125,000	16,000	44,000

Maschinen-Gewindebohrer

Gewindebohrer für Metrische ISO-Feingewinde



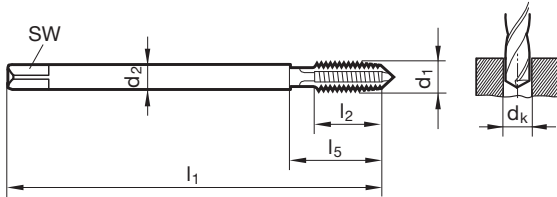
Katalog-Nr. 73194



P	M	K	N	S	H
		•			

Arbeitsrichtwerte
Seite 348

- für Durchgangs- und Grundgewinde
- Gusswerkstoffe wie Grauguss, Temperguss, Kugelgraphitguss



Code-Nr.	d1	d2 mm	SW mm	dk mm	l1 mm	l2 mm	l5 mm
8,005	M 8 X1	6,000	4,900	7,00	90,000	18,000	35,000
10,005	M10 X1	7,000	5,500	9,00	90,000	18,000	35,000
12,007	M12 X1,5	9,000	7,000	10,50	100,000	20,000	40,000
14,007	M14 X1,5	11,000	9,000	12,50	100,000	20,000	40,000
16,007	M16 X1,5	12,000	9,000	14,50	100,000	22,000	44,000
18,007	M18 X1,5	14,000	11,000	16,50	110,000	25,000	44,000
20,007	M20 X1,5	16,000	12,000	18,50	125,000	25,000	44,000

Maschinen-Gewindebohrer

Gewindebohrer für UNC-Gewinde



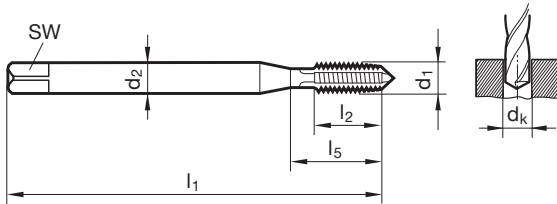
Katalog-Nr. 73308

Produktiv N	~DIN 371	B	HSS-E	dampfbe- handelt	R	2B
-----------------------	--------------------	----------	--------------	---------------------	----------	-----------

P	M	K	N	S	H
●	○	○	○		

Arbeitsrichtwerte
Seite 348

- für Durchgangsgewinde
- mit Schälanschnitt
- Spanförderung in Vorschubrichtung
- universell einsetzbar
- Stahlwerkstoffe bis 1100 N/mm²



Code-Nr.	d1	d2 mm	SW mm	dk mm	l1 mm	l2 mm	l5 mm
2,845	4 -40	3,500	2,700	2,35	56,000	11,000	18,000
3,505	6 -32	4,000	3,000	2,85	56,000	12,000	20,000
4,166	8 -32	4,500	3,400	3,50	63,000	13,000	21,000
4,826	10 -24	6,000	4,900	3,90	70,000	14,000	25,000
6,350	1/4 -20	7,000	5,500	5,10	80,000	16,000	30,000
7,938	5/16-18	8,000	6,200	6,60	90,000	18,000	35,000
9,525	3/8 -16	10,000	8,000	8,00	100,000	20,000	39,000

Maschinen-Gewindebohrer

Gewindebohrer für UNC-Gewinde



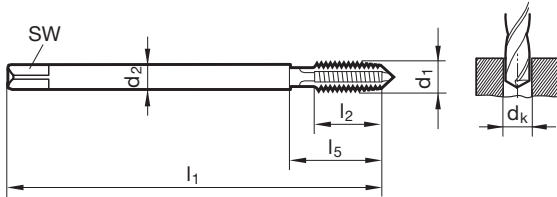
Katalog-Nr. 73309

Produktiv N	~DIN 376	B	HSS-E	dampfbe- handelt	R	2B
-----------------------	--------------------	----------	--------------	---------------------	----------	-----------

P	M	K	N	S	H
●	○	○	○		

Arbeitsrichtwerte
Seite 348

- für Durchgangsgewinde
- mit Schälanschnitt
- Spanförderung in Vorschubrichtung
- universell einsetzbar
- Stahlwerkstoffe bis 1100 N/mm²



Code-Nr.	d1	d2 mm	SW mm	dk mm	l1 mm	l2 mm	l5 mm
12,700	1/2 -13	9,000	7,000	10,80	110,000	25,000	49,000
15,875	5/8 -11	12,000	9,000	13,50	110,000	30,000	53,000
19,050	3/4 -10	14,000	11,000	16,50	125,000	33,000	62,000

Maschinen-Gewindebohrer

Gewindebohrer für UNC-Gewinde



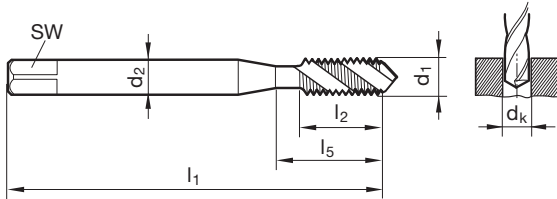
Katalog-Nr. 73322

Intensiv N	~DIN 371	C	HSS-E	dampfbe- handelt	(R)	2B
----------------------	--------------------	----------	--------------	---------------------	------------	-----------

P	M	K	N	S	H
●	○	○	○		

Arbeitsrichtwerte
Seite 348

- für Grundgewinde
- Nuten mit ca. 40° Rechtsdrall
- Spanförderung in Schafrichtung
- universell einsetzbar
- Stahlwerkstoffe bis 1100 N/mm²



Code-Nr.	d1	d2 mm	SW mm	dk mm	l1 mm	l2 mm	l5 mm
2,845	4 -40	3,500	2,700	2,35	56,000	6,500	18,000
3,505	6 -32	4,000	3,000	2,85	56,000	8,000	20,000
4,166	8 -32	4,500	3,400	3,50	63,000	8,000	21,000
4,826	10 -24	6,000	4,900	3,90	70,000	11,000	25,000
6,350	1/4 -20	7,000	5,500	5,10	80,000	13,000	30,000
7,938	5/16-18	8,000	6,200	6,60	90,000	14,000	35,000
9,525	3/8 -16	10,000	8,000	8,00	100,000	16,000	39,000

Maschinen-Gewindebohrer

Gewindebohrer für UNC-Gewinde



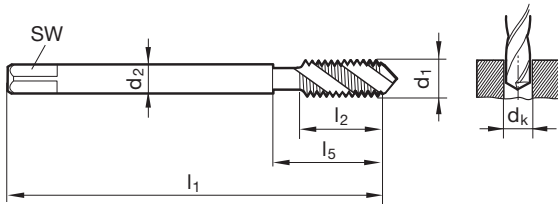
Katalog-Nr. 73323

Intensiv N	~DIN 376	C	HSS-E	dampfbe- handelt	R	2B
----------------------	--------------------	----------	--------------	---------------------	----------	-----------

P	M	K	N	S	H
●	○	○	○		

Arbeitsrichtwerte
Seite 348

- für Grundgewinde
- Nuten mit ca. 40° Rechtsdrall
- Spanförderung in Schafrichtung
- universell einsetzbar
- Stahlwerkstoffe bis 1100 N/mm²



Code-Nr.	d1	d2 mm	SW mm	dk mm	l1 mm	l2 mm	l5 mm
12,700	1/2 -13	9,000	7,000	10,80	110,000	20,000	49,000
15,875	5/8 -11	12,000	9,000	13,50	110,000	24,000	53,000
19,050	3/4 -10	14,000	11,000	16,50	125,000	25,000	62,000

Maschinen-Gewindebohrer

Gewindebohrer für UNC-Gewinde



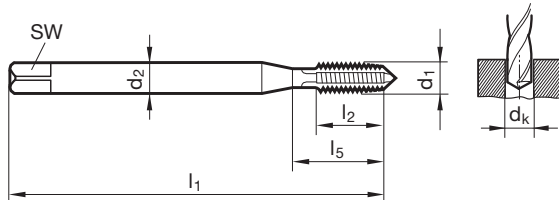
Katalog-Nr. 73297

Produktiv HD	~DIN 371	B	HSS-E	dampfbe- handelt	R	2B
------------------------	--------------------	----------	--------------	---------------------	----------	-----------

P	M	K	N	S	H
	•			○	

Arbeitsrichtwerte
Seite 348

- für Durchgangsgewinde
- mit Schälanschnitt
- Spanförderung in Vorschubrichtung
- rost-/säurebest. Stähle
- zähe, langspanige Werkstoffe



Code-Nr.	d1	d2 mm	SW mm	dk mm	l1 mm	l2 mm	l5 mm
2,845	4 -40	3,500	2,700	2,35	56,000	11,000	18,000
3,505	6 -32	4,000	3,000	2,85	56,000	12,000	20,000
4,166	8 -32	4,500	3,400	3,50	63,000	13,000	21,000
4,826	10 -24	6,000	4,900	3,90	70,000	14,000	25,000
6,350	1/4 -20	7,000	5,500	5,10	80,000	16,000	30,000
7,938	5/16-18	8,000	6,200	6,60	90,000	18,000	35,000
9,525	3/8 -16	10,000	8,000	8,00	100,000	20,000	39,000

Maschinen-Gewindebohrer

Gewindebohrer für UNC-Gewinde



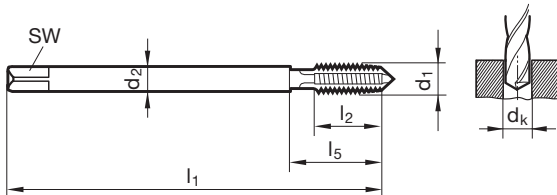
Katalog-Nr. 73298

Produktiv HD	~DIN 376	B	HSS-E	dampfbe- handelt	R	2B
------------------------	--------------------	----------	--------------	---------------------	----------	-----------

P	M	K	N	S	H
	•			○	

Arbeitsrichtwerte
Seite 348

- für Durchgangsgewinde
- mit Schälanschnitt
- Spanförderung in Vorschubrichtung
- rost-/säurebest. Stähle
- zähe, langspanige Werkstoffe



Code-Nr.	d1	d2 mm	SW mm	dk mm	l1 mm	l2 mm	l5 mm
12,700	1/2 -13	9,000	7,000	10,80	110,000	25,000	49,000
15,875	5/8 -11	12,000	9,000	13,50	110,000	30,000	53,000
19,050	3/4 -10	14,000	11,000	16,50	125,000	33,000	62,000
25,400	1 - 8	18,000	14,500	22,25	160,000	38,000	73,000

Maschinen-Gewindebohrer

Gewindebohrer für UNC-Gewinde



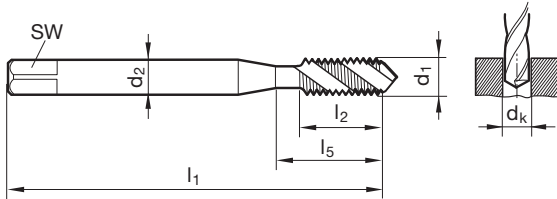
Katalog-Nr. 73304

Intensiv HD	~DIN 371	C	HSS-E	dampfbe- handelt	(R)	2B
-----------------------	--------------------	----------	--------------	---------------------	------------	-----------

P	M	K	N	S	H
	•			○	

Arbeitsrichtwerte
Seite 348

- für Grundgewinde
- Nuten mit ca. 40° Rechtsdrall
- Spanförderung in Schafrichtung
- rost-/säurebest. Stähle
- zähe, langspanige Werkstoffe



Code-Nr.	d1	d2 mm	SW mm	dk mm	l1 mm	l2 mm	l5 mm
2,845	4 -40	3,500	2,700	2,35	56,000	6,500	18,000
3,505	6 -32	4,000	3,000	2,85	56,000	8,000	20,000
4,166	8 -32	4,500	3,400	3,50	63,000	8,000	21,000
4,826	10 -24	6,000	4,900	3,90	70,000	11,000	25,000
6,350	1/4 -20	7,000	5,500	5,10	80,000	13,000	30,000
7,938	5/16-18	8,000	6,200	6,60	90,000	14,000	35,000
9,525	3/8 -16	10,000	8,000	8,00	100,000	16,000	39,000

Maschinen-Gewindebohrer

Gewindebohrer für UNC-Gewinde



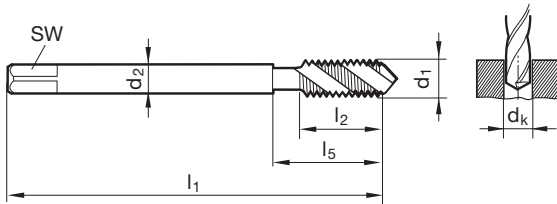
Katalog-Nr. 73305

Intensiv HD	~DIN 376	C	HSS-E	dampfbe- handelt	R	2B
-----------------------	--------------------	----------	--------------	---------------------	----------	-----------

P	M	K	N	S	H
	•			○	

Arbeitsrichtwerte
Seite 348

- für Grundgewinde
- Nuten mit ca. 40° Rechtsdrall
- Spanförderung in Schafrichtung
- rost-/säurebest. Stähle
- zähe, langspanige Werkstoffe



Code-Nr.	d1	d2 mm	SW mm	dk mm	l1 mm	l2 mm	l5 mm
12,700	1/2 -13	9,000	7,000	10,80	110,000	20,000	49,000
15,875	5/8 -11	12,000	9,000	13,50	110,000	24,000	53,000
19,050	3/4 -10	14,000	11,000	16,50	125,000	25,000	62,000

Maschinen-Gewindebohrer

Gewindebohrer für UNC-Gewinde



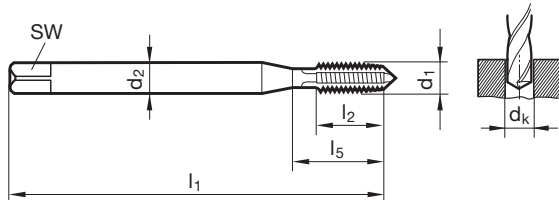
Katalog-Nr. 73326

GG	~DIN 371	C	HSS-E	nit- riert		2B
----	-------------	---	-------	---------------	--	----

P	M	K	N	S	H
		•			

Arbeitsrichtwerte
Seite 348

- für Durchgangs- und Grundgewinde
- Gusswerkstoffe wie Grauguss, Temperguss, Kugelgraphitguss



Code-Nr.	d1	d2 mm	SW mm	dk mm	l1 mm	l2 mm	l5 mm
4,166	8 -32	4,500	3,400	3,50	63,000	13,000	21,000
4,826	10 -24	6,000	4,900	3,90	70,000	14,000	25,000
6,350	1/4 -20	7,000	5,500	5,10	80,000	18,000	30,000
7,938	5/16-18	8,000	6,200	6,60	90,000	20,000	35,000
9,525	3/8 -16	10,000	8,000	8,00	100,000	22,000	39,000

Maschinen-Gewindebohrer

Gewindebohrer für UNC-Gewinde



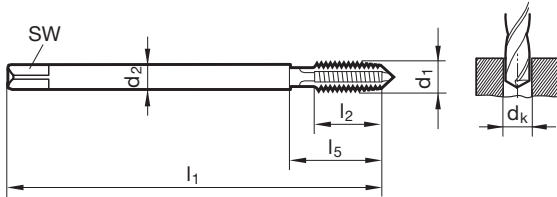
Katalog-Nr. 73327

GG	~DIN 376	C	HSS-E	nit- riert		2B
----	-------------	---	-------	---------------	--	----

P	M	K	N	S	H
		•			

Arbeitsrichtwerte
Seite 348

- für Durchgangs- und Grundgewinde
- Gusswerkstoffe wie Grauguss, Temperguss, Kugelgraphitguss



Code-Nr.	d1	d2 mm	SW mm	dk mm	l1 mm	l2 mm	l5 mm
12,700	1/2 -13	9,000	7,000	10,80	110,000	25,000	49,000
15,875	5/8 -11	12,000	9,000	13,50	110,000	30,000	53,000
19,050	3/4 -10	14,000	11,000	16,50	125,000	33,000	62,000
25,400	1 - 8	18,000	14,500	22,25	160,000	38,000	73,000

Maschinen-Gewindebohrer

Gewindebohrer für UNF-Gewinde



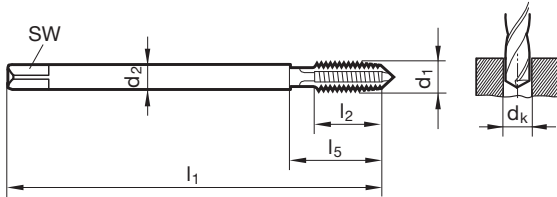
Katalog-Nr. 73310

Produktiv N	~DIN 374	B	HSS-E	dampfbe- handelt	R	2B
-----------------------	--------------------	----------	--------------	---------------------	----------	-----------

P	M	K	N	S	H
●	○	○	○		

Arbeitsrichtwerte
Seite 348

- für Durchgangsgewinde
- mit Schälanschnitt
- Spanförderung in Vorschubrichtung
- universell einsetzbar
- Stahlwerkstoffe bis 1100 N/mm²



Code-Nr.	d1	d2 mm	SW mm	dk mm	l1 mm	l2 mm	l5 mm
4,826	10 -32	3,500	2,700	4,10	70,000	14,000	25,000
6,350	1/4 -28	4,500	3,400	5,50	80,000	16,000	30,000
9,525	3/8 -24	7,000	5,500	8,50	90,000	18,000	35,000
15,875	5/8 -18	12,000	9,000	14,50	100,000	22,000	44,000

Maschinen-Gewindebohrer

Gewindebohrer für UNF-Gewinde



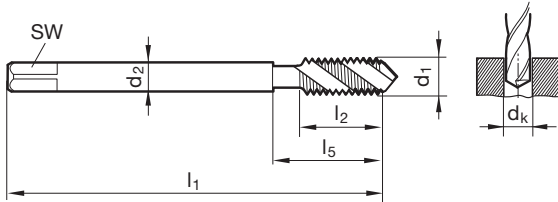
Katalog-Nr. 73324

Intensiv N	~DIN 374	C	HSS-E	dampfbe- handelt	R	2B
----------------------	--------------------	----------	--------------	---------------------	----------	-----------

P	M	K	N	S	H
●	○	○	○		

Arbeitsrichtwerte
Seite 348

- für Grundgewinde
- Nuten mit ca. 40° Rechtsdrall
- Spanförderung in Schafrichtung
- universell einsetzbar
- Stahlwerkstoffe bis 1100 N/mm²



Code-Nr.	d1	d2 mm	SW mm	dk mm	l1 mm	l2 mm	l5 mm
4,826	10 -32	3,500	2,700	4,10	70,000	8,500	25,000
6,350	1/4 -28	4,500	3,400	5,50	80,000	9,000	30,000
7,938	5/16-24	6,000	4,900	6,90	90,000	11,000	35,000
9,525	3/8 -24	7,000	5,500	8,50	90,000	11,000	35,000
11,113	7/16-20	8,000	6,200	9,90	100,000	13,000	42,000
12,700	1/2 -20	9,000	7,000	11,50	100,000	13,000	40,000
15,875	5/8 -18	12,000	9,000	14,50	100,000	15,000	44,000

Maschinen-Gewindebohrer

Gewindebohrer für UNF-Gewinde



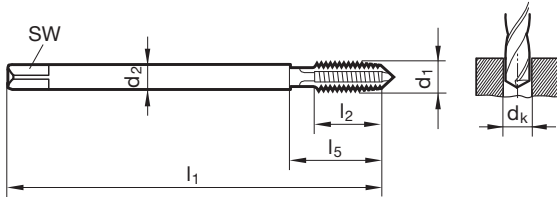
Katalog-Nr. 73299

Produktiv HD	~DIN 374	B	HSS-E	dampfbe- handelt	R	2B
------------------------	--------------------	----------	--------------	---------------------	----------	-----------

P	M	K	N	S	H
	•			○	

Arbeitsrichtwerte
Seite 348

- für Durchgangsgewinde
- mit Schälanschnitt
- Spanförderung in Vorschubrichtung
- rost-/säurebest. Stähle
- zähe, langspanige Werkstoffe



Code-Nr.	d1	d2 mm	SW mm	dk mm	l1 mm	l2 mm	l5 mm
4,826	10 -32	3,500	2,700	4,10	70,000	14,000	25,000
6,350	1/4 -28	4,500	3,400	5,50	80,000	16,000	30,000
9,525	3/8 -24	7,000	5,500	8,50	90,000	18,000	35,000
15,875	5/8 -18	12,000	9,000	14,50	100,000	22,000	44,000

Maschinen-Gewindebohrer

Gewindebohrer für UNF-Gewinde



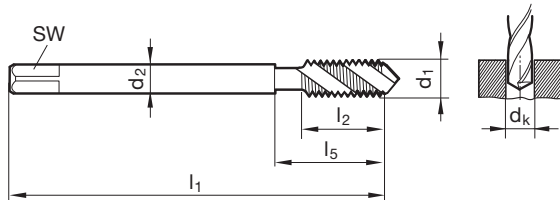
Katalog-Nr. 73306

Intensiv HD	~DIN 374	C	HSS-E	dampfbe- handelt	R	2B
-----------------------	--------------------	----------	--------------	---------------------	----------	-----------

P	M	K	N	S	H
	•			○	

Arbeitsrichtwerte
Seite 348

- für Grundgewinde
- Nuten mit ca. 40° Rechtsdrall
- Spanförderung in Schafrichtung
- rost-/säurebest. Stähle
- zähe, langspanige Werkstoffe



Code-Nr.	d1	d2 mm	SW mm	dk mm	l1 mm	l2 mm	l5 mm
4,826	10 -32	3,500	2,700	4,10	70,000	8,500	25,000
6,350	1/4 -28	4,500	3,400	5,50	80,000	9,000	30,000
7,938	5/16-24	6,000	4,900	6,90	90,000	11,000	35,000
9,525	3/8 -24	7,000	5,500	8,50	90,000	11,000	35,000
11,113	7/16-20	8,000	6,200	9,90	100,000	13,000	42,000
12,700	1/2 -20	9,000	7,000	11,50	100,000	13,000	40,000
15,875	5/8 -18	12,000	9,000	14,50	100,000	15,000	44,000
19,050	3/4 -16	14,000	11,000	17,50	110,000	16,000	44,000

Maschinen-Gewindebohrer

Gewindebohrer für NPT-Gewinde



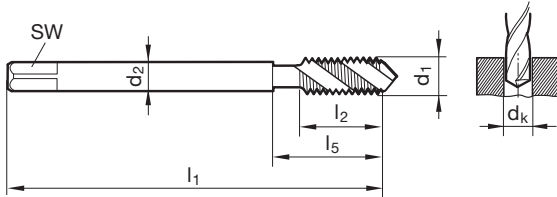
Katalog-Nr. 73293



P	M	K	N	S	H
○	●	○		○	

Arbeitsrichtwerte
Seite 348

- für Grundgewinde
- Nuten mit ca. 25° Rechtsdrall
- für Gewindetiefen bis 2xD
- Spanförderung in Schafrichtung



Code-Nr.	d1	P G/inch	d2 mm	SW mm	dk mm	l1 mm	l2 mm	l5 mm
10,620	1/8	27	11,000	9,000	8,50	90,000	15,000	29,000
14,140	1/4	18	14,000	11,000	11,20	100,000	21,000	40,000
17,570	3/8	18	16,000	12,000	14,40	110,000	21,000	35,000
21,900	1/2	14	18,000	14,500	18,00	125,000	27,000	44,000
27,230	3/4	14	22,000	18,000	23,40	140,000	27,000	52,000

Maschinen-Gewindebohrer

Gewindebohrer für Whitworth-Rohrgewinde



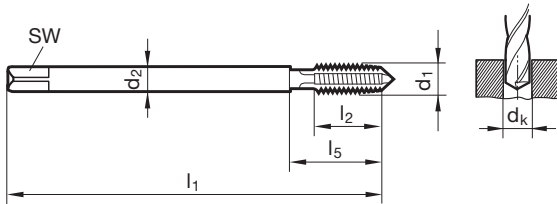
Katalog-Nr. 73321



P	M	K	N	S	H
●	○	○	○		

Arbeitsrichtwerte
Seite 348

- für Durchgangsgewinde
- mit Schälanschnitt
- Spanförderung in Vorschubrichtung
- universell einsetzbar
- Stahlwerkstoffe bis 1100 N/mm²



Code-Nr.	d1	P G/inch	d2 mm	SW mm	dk mm	l1 mm	l2 mm	l5 mm
9,728	G 1/8	28	7,000	5,500	8,80	90,000	18,000	35,000
13,157	G 1/4	19	11,000	9,000	11,80	100,000	20,000	40,000
16,662	G 3/8	19	12,000	9,000	15,25	100,000	22,000	44,000
20,955	G 1/2	14	16,000	12,000	19,00	125,000	25,000	44,000
26,441	G 3/4	14	20,000	16,000	24,50	140,000	28,000	53,000
33,249	G1	11	25,000	20,000	30,75	160,000	30,000	56,000

Maschinen-Gewindebohrer

Gewindebohrer für Whitworth-Rohrgewinde



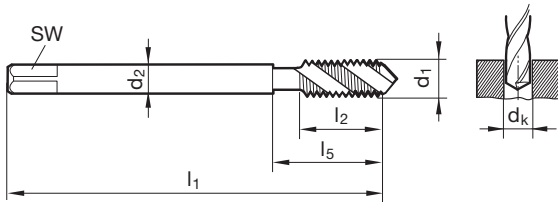
Katalog-Nr. 73325



P	M	K	N	S	H
●	○	○	○		

Arbeitsrichtwerte
Seite 348

- für Grundgewinde
- Nuten mit ca. 40° Rechtsdrall
- Spanförderung in Schafrichtung
- universell einsetzbar
- Stahlwerkstoffe bis 1100 N/mm²



Code-Nr.	d1	P G/inch	d2 mm	SW mm	dk mm	l1 mm	l2 mm	l5 mm
9,728	G 1/8	28	7,000	5,500	8,80	90,000	11,000	35,000
13,157	G 1/4	19	11,000	9,000	11,80	100,000	14,000	40,000
16,662	G 3/8	19	12,000	9,000	15,25	100,000	14,000	44,000
20,955	G 1/2	14	16,000	12,000	19,00	125,000	18,000	44,000
26,441	G 3/4	14	20,000	16,000	24,50	140,000	20,000	53,000
33,249	G1	11	25,000	20,000	30,75	160,000	24,000	56,000

Maschinen-Gewindebohrer

Gewindebohrer für Whitworth-Rohrgewinde



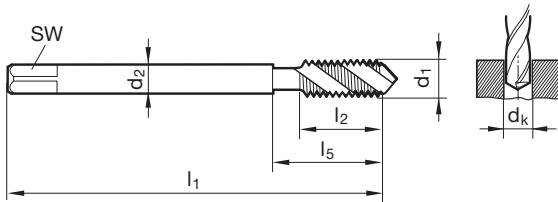
Katalog-Nr. 53788



P	M	K	N	S	H
●	●	●	○	○	

Arbeitsrichtwerte
Seite 348

- für Grundgewinde
- Nuten mit ca. 45° Rechtsdrall
- Spanförderung in Schafrichtung
- universell einsetzbar
- Stahlwerkstoffe 600 bis 1300 N/mm²
- rost-/säurebest. Stähle
- NE-Metalle
- Gusswerkstoffe



Code-Nr.	d1	P	d2	SW	dk	l1	l2	l5
		G/inch	mm	mm	mm	mm	mm	mm
7,723	G 1/16	28,000	6,000	4,900	6,80	90,000	11,000	30,000
9,728	G 1/8	28,000	7,000	5,500	8,80	90,000	11,000	35,000
13,157	G 1/4	19,000	11,000	9,000	11,80	100,000	14,000	40,000
16,662	G 3/8	19,000	12,000	9,000	15,25	100,000	14,000	44,000
20,955	G 1/2	14,000	16,000	12,000	19,00	125,000	18,000	44,000
22,911	G 5/8	14,000	18,000	14,500	21,00	125,000	18,000	48,000
26,441	G 3/4	14,000	20,000	16,000	24,50	140,000	20,000	53,000
30,201	G 7/8	14,000	22,000	18,000	28,25	150,000	22,000	53,000
33,249	G1	11,000	25,000	20,000	30,75	160,000	24,000	56,000

Maschinen-Gewindebohrer

Gewindebohrer für Whitworth-Rohrgewinde



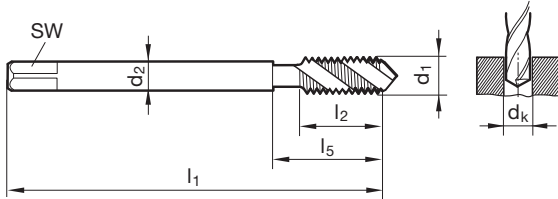
Katalog-Nr. 73286



P	M	K	N	S	H
●			○		

Arbeitsrichtwerte
Seite 348

- für Grundgewinde
- Nuten mit ca. 40° Rechtsdrall
- Spanförderung in Schafrichtung
- allgemeine Anwendung
- Stähle bis 800 N/mm²



Code-Nr.	d1	P G/inch	d2 mm	SW mm	dk mm	l1 mm	l2 mm	l5 mm
9,728	G 1/8	28	7,000	5,500	8,80	90,000	11,000	35,000
13,157	G 1/4	19	11,000	9,000	11,80	100,000	14,000	40,000
16,662	G 3/8	19	12,000	9,000	15,25	100,000	14,000	44,000
20,955	G 1/2	14	16,000	12,000	19,00	125,000	18,000	44,000
26,441	G 3/4	14	20,000	16,000	24,50	140,000	20,000	53,000
33,249	G1	11	25,000	20,000	30,75	160,000	24,000	56,000
41,910	G1 1/4	11	32,000	24,000	39,50	170,000	25,000	57,000
47,803	G1 1/2	11	36,000	29,000	45,25	190,000	27,000	60,000

Maschinen-Gewindebohrer

Gewindebohrer für Whitworth-Rohrgewinde



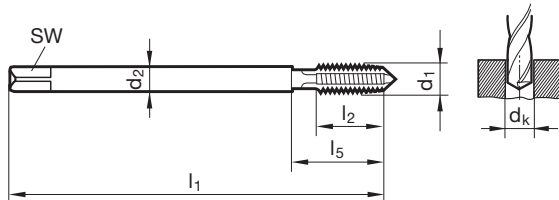
Katalog-Nr. 73300



P	M	K	N	S	H
	•			○	

Arbeitsrichtwerte
Seite 348

- für Durchgangsgewinde
- mit Schälanschnitt
- Spanförderung in Vorschubrichtung
- rost-/säurebest. Stähle
- zähe, langspanige Werkstoffe



Code-Nr.	d1	P G/inch	d2 mm	SW mm	dk mm	l1 mm	l2 mm	l5 mm
9,728	G 1/8	28	7,000	5,500	8,80	90,000	18,000	35,000
13,157	G 1/4	19	11,000	9,000	11,80	100,000	20,000	40,000
16,662	G 3/8	19	12,000	9,000	15,25	100,000	22,000	44,000
20,955	G 1/2	14	16,000	12,000	19,00	125,000	25,000	44,000
26,441	G 3/4	14	20,000	16,000	24,50	140,000	28,000	53,000
33,249	G1	11	25,000	20,000	30,75	160,000	30,000	56,000

Maschinen-Gewindebohrer

Gewindebohrer für Whitworth-Rohrgewinde



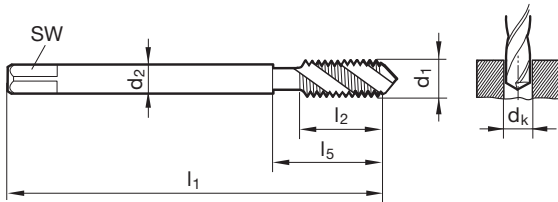
Katalog-Nr. 73288



P	M	K	N	S	H
	•			○	

Arbeitsrichtwerte
Seite 348

- für Grundgewinde
- Nuten mit ca. 40° Rechtsdrall
- Spanförderung in Schafrichtung
- rost-/säurebest. Stähle
- zähe, langspanige Werkstoffe




Code-Nr.	d1	P G/inch	d2 mm	SW mm	dk mm	l1 mm	l2 mm	l5 mm
9,728	G 1/8	28	7,000	5,500	8,80	90,000	11,000	35,000
13,157	G 1/4	19	11,000	9,000	11,80	100,000	14,000	40,000
16,662	G 3/8	19	12,000	9,000	15,25	100,000	14,000	44,000
20,955	G 1/2	14	16,000	12,000	19,00	125,000	18,000	44,000
26,441	G 3/4	14	20,000	16,000	24,50	140,000	20,000	53,000
33,249	G1	11	25,000	20,000	30,75	160,000	24,000	56,000

Maschinen-Gewindebohrer

Gewindebohrer für Whitworth-Rohrgewinde

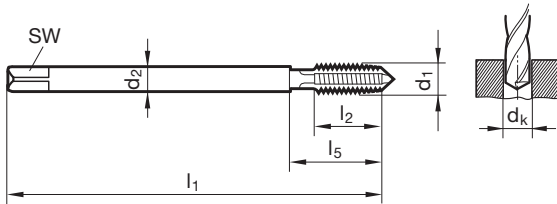


Katalog-Nr. 73345



Arbeitsrichtwerte
Seite 348

- für Durchgangs- und Grundgewinde
- Gusswerkstoffe wie Grauguss, Temperguss, Kugelgraphitguss



Code-Nr.	d1	P G/inch	d2 mm	SW mm	dk mm	l1 mm	l2 mm	l5 mm
9,728	G 1/8	28	7,000	5,500	8,80	90,000	18,000	35,000
13,157	G 1/4	19	11,000	9,000	11,80	100,000	20,000	40,000
16,662	G 3/8	19	12,000	9,000	15,25	100,000	22,000	44,000
20,955	G 1/2	14	16,000	12,000	19,00	125,000	25,000	44,000
26,441	G 3/4	14	20,000	16,000	24,50	140,000	28,000	53,000
33,249	G1	11	25,000	20,000	30,75	160,000	30,000	56,000

Maschinen-Gewindebohrer

Gewindebohrer für Whitworth-Rohrgewinde



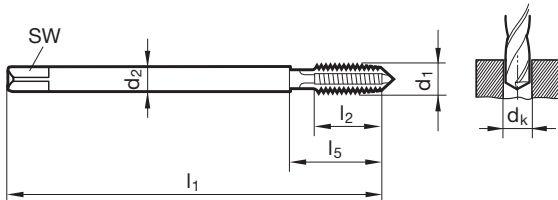
Katalog-Nr. 53787



P	M	K	N	S	H
●	●	●	○	○	

Arbeitsrichtwerte
Seite 348

- für Durchgangsgewinde
- mit Schälanschnitt
- Spanförderung in Vorschubrichtung
- universell einsetzbar
- Stahlwerkstoffe 600 bis 1300 N/mm²
- rost-/säurebest. Stähle
- NE-Metalle
- Gusswerkstoffe



Code-Nr.	d1	P	d2	SW	dk	l1	l2	l5
		G/inch	mm	mm	mm	mm	mm	mm
7,723	G 1/16	28,000	6,000	4,900	6,80	90,000	18,000	30,000
9,728	G 1/8	28,000	7,000	5,500	8,80	90,000	18,000	35,000
13,157	G 1/4	19,000	11,000	9,000	11,80	100,000	20,000	40,000
16,662	G 3/8	19,000	12,000	9,000	15,25	100,000	22,000	44,000
20,955	G 1/2	14,000	16,000	12,000	19,00	125,000	25,000	44,000
22,911	G 5/8	14,000	18,000	14,500	21,00	125,000	25,000	48,000
26,441	G 3/4	14,000	20,000	16,000	24,50	140,000	28,000	53,000
30,201	G 7/8	14,000	22,000	18,000	28,25	150,000	28,000	53,000
33,249	G1	11,000	25,000	20,000	30,75	160,000	30,000	56,000

Maschinen-Gewindebohrer

Kurze Gewindebohrer für Panzerrohrgewinde



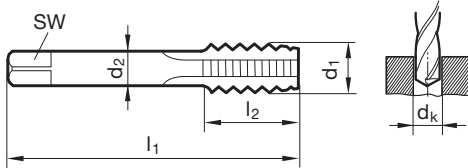
Katalog-Nr. 73296



P	M	K	N	S	H
●		○	○		

Arbeitsrichtwerte
Seite 348

- für Durchgangsgewinde
- mit Schälanschnitt
- Spanförderung in Vorschubrichtung
- universell einsetzbar
- Stahlwerkstoffe bis 1100 N/mm²



Code-Nr.	d1	P	d2	SW	dk	l1	l2
		G/inch	mm	mm	mm	mm	mm
12,500	PG 7	20,000	9,000	7,000	11,40	70,000	22,000
15,200	PG 9	18,000	12,000	9,000	14,00	70,000	22,000
18,600	PG 11	18,000	14,000	11,000	17,30	80,000	22,000
20,400	PG 13,5	18,000	16,000	12,000	19,00	80,000	22,000
22,500	PG 16	18,000	18,000	14,500	21,30	80,000	22,000

Maschinen-Gewindebohrer

Kurze Gewindebohrer für NPT-Gewinde



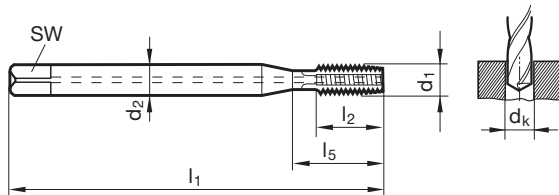
Katalog-Nr. 73295



P	M	K	N	S	H
●		○	○		

Arbeitsrichtwerte
Seite 348

- für Durchgangs- und Grundgewinde
- für Gewindetiefen bis 1xD
- mit Schälanschnitt
- Spanförderung in Vorschubrichtung
- universell einsetzbar
- Stahlwerkstoffe bis 1100 N/mm²



Code-Nr.	d1	P	d2	SW	dk	l1	l2	l5
		G/inch	mm	mm	mm	mm	mm	mm
8,190	1/16	27	6,000	4,900	6,15	56,000	14,000	27,000
10,620	1/8	27	7,000	5,500	8,40	63,000	15,000	29,000
14,140	1/4	18	11,000	9,000	11,10	63,000	21,000	33,000
17,570	3/8	18	12,000	9,000	14,30	70,000	21,000	35,000
21,900	1/2	14	16,000	12,000	17,90	80,000	27,000	41,000
27,230	3/4	14	20,000	16,000	23,30	100,000	27,000	42,000
34,180	1	11,5	25,000	20,000	29,00	110,000	32,000	53,000

Gewindeformer

Gewindeformer mit Schmiernuten für Metr. ISO-Gewinde



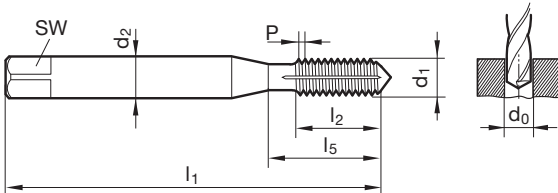
Katalog-Nr. 73120

Durativ	~DIN 371	C	HSS-E	blank		6HX
---------	-------------	---	-------	-------	--	-----

P	M	K	N	S	H
•	•		•		

Arbeitsrichtwerte
Seite 348

- für Durchgangs- und Grundgewinde
- für große Gewindetiefen
- universell einsetzbar
- Stahlwerkstoffe bis 1000 N/mm²
- rost-/säurebest. Stähle
- zähe, langspanige Werkstoffe



d1	P mm	d2 mm	SW mm	dk mm	l1 mm	l2 mm	l5 mm
M 3	0,500	3,500	2,700	2,80	56,000	10,000	18,000
M 3,5	0,600	4,000	3,000	3,25	56,000	12,000	20,000
M 4	0,700	4,500	3,400	3,70	63,000	12,000	21,000
M 5	0,800	6,000	4,900	4,65	70,000	14,000	25,000
M 6	1,000	6,000	4,900	5,55	80,000	16,000	30,000
M 8	1,250	8,000	6,200	7,40	90,000	18,000	35,000
M 10	1,500	10,000	8,000	9,25	100,000	20,000	39,000

Gewindeformer

Gewindeformer mit Schmiernuten für Metr. ISO-Gewinde



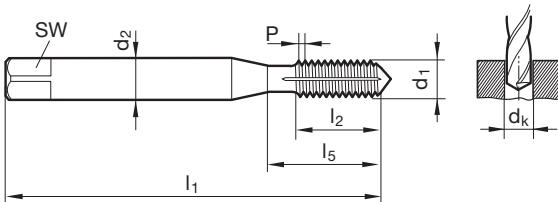
Katalog-Nr. 63120

Durativ	~DIN 371	C	HSS-E	TiN		6HX
---------	-------------	---	-------	-----	--	-----

P	M	K	N	S	H
•	•		•		

Arbeitsrichtwerte
Seite 348

- für Durchgangs- und Grundgewinde
- für große Gewindetiefen
- universell einsetzbar
- Stahlwerkstoffe bis 1000 N/mm²
- rost-/säurebest. Stähle
- zähe, langspanige Werkstoffe



d1	P	d2	SW	dk	l1	l2	l5
	mm	mm	mm	mm	mm	mm	mm
M 3	0,500	3,500	2,700	2,80	56,000	10,000	18,000
M 4	0,700	4,500	3,400	3,70	63,000	12,000	21,000
M 5	0,800	6,000	4,900	4,65	70,000	14,000	25,000
M 6	1,000	6,000	4,900	5,55	80,000	16,000	30,000
M 8	1,250	8,000	6,200	7,40	90,000	18,000	35,000
M10	1,500	10,000	8,000	9,25	100,000	20,000	39,000

Gewindeformer

Gewindeformer mit Schmiernuten für Metr. ISO-Gewinde



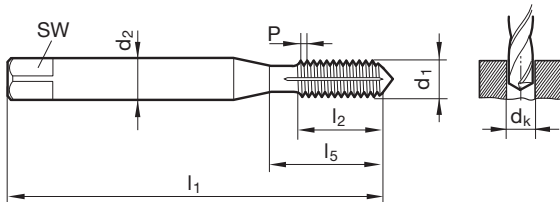
Katalog-Nr. 63119

Durativ	~DIN 371	C	HSS-E	TiN		6GX
---------	-------------	---	-------	-----	--	-----

P	M	K	N	S	H
•	•		•		

Arbeitsrichtwerte
Seite 348

- für Durchgangs- und Grundgewinde
- für große Gewindetiefen
- universell einsetzbar
- Stahlwerkstoffe bis 1000 N/mm²
- rost-/säurebest. Stähle
- zähe, langspanige Werkstoffe



d1	P	d2	SW	dk	l1	l2	l5
	mm	mm	mm	mm	mm	mm	mm
M 3	0,500	3,500	2,700	2,80	56,000	10,000	18,000
M 4	0,700	4,500	3,400	3,70	63,000	12,000	21,000
M 5	0,800	6,000	4,900	4,65	70,000	14,000	25,000
M 6	1,000	6,000	4,900	5,55	80,000	16,000	30,000
M 8	1,250	8,000	6,200	7,40	90,000	18,000	35,000
M10	1,500	10,000	8,000	9,25	100,000	20,000	39,000

Gewindeformer

Gewindeformer mit Schmiernuten für Metr. ISO-Gewinde



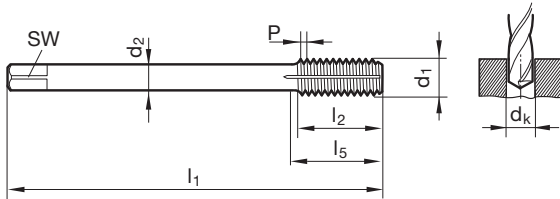
Katalog-Nr. 63122

Durativ	~DIN 376	C	HSS-E	TiN	R	6HX
---------	-------------	---	-------	-----	---	-----

P	M	K	N	S	H
•	•		•		

Arbeitsrichtwerte
Seite 348

- für Durchgangs- und Grundgewinde
- für große Gewindetiefen
- universell einsetzbar
- Stahlwerkstoffe bis 1000 N/mm²
- rost-/säurebest. Stähle
- zähe, langspanige Werkstoffe



d1	P mm	d2 mm	SW mm	dk mm	l1 mm	l2 mm	l5 mm
M12	1,750	9,000	7,000	11,25	110,000	24,000	49,000
M14	2,000	11,000	9,000	13,10	110,000	26,000	53,000
M16	2,000	12,000	9,000	15,10	110,000	26,000	54,000

Gewindeformer

Gewindeformer mit Schmiernuten für Metr. ISO-Gewinde



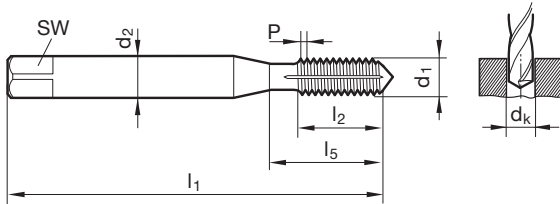
Katalog-Nr. 53620

Durativ	~DIN 371	C	HSS-E- PM	Al- CrN	R	6HX
---------	-------------	---	--------------	------------	---	-----

P	M	K	N	S	H
•	•		•		

Arbeitsrichtwerte
Seite 348

- für Durchgangs- und Grundgewinde
- für große Gewindetiefen
- universell einsetzbar
- Stahlwerkstoffe bis 1000 N/mm²
- rost-/säurebest. Stähle
- zähe, langspanige Werkstoffe



d1	P	d2	SW	dk	l1	l2	l5
	mm	mm	mm	mm	mm	mm	mm
M 3	0,500	3,500	2,700	2,80	56,000	10,000	18,000
M 4	0,700	4,500	3,400	3,70	63,000	12,000	21,000
M 5	0,800	6,000	4,900	4,65	70,000	14,000	25,000
M 6	1,000	6,000	4,900	5,55	80,000	16,000	30,000
M 8	1,250	8,000	6,200	7,40	90,000	18,000	35,000
M10	1,500	10,000	8,000	9,25	100,000	20,000	39,000

Gewindeformer

Gewindeformer mit Schmiernuten für Metr. ISO-Gewinde



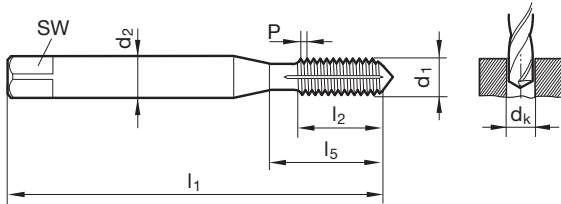
Katalog-Nr. 53621

Durativ	~DIN 371	C	HSS-E- PM	Al- CrN	R	6GX
---------	-------------	---	--------------	------------	---	-----

P	M	K	N	S	H
•	•		•		

Arbeitsrichtwerte
Seite 348

- für Durchgangs- und Grundgewinde
- für große Gewindetiefen
- universell einsetzbar
- Stahlwerkstoffe bis 1000 N/mm²
- rost-/säurebest. Stähle
- zähe, langspanige Werkstoffe



d1	P	d2	SW	dk	l1	l2	l5
	mm	mm	mm	mm	mm	mm	mm
M 3	0,500	3,500	2,700	2,80	56,000	10,000	18,000
M 4	0,700	4,500	3,400	3,70	63,000	12,000	21,000
M 5	0,800	6,000	4,900	4,65	70,000	14,000	25,000
M 6	1,000	6,000	4,900	5,55	80,000	16,000	30,000
M 8	1,250	8,000	6,200	7,40	90,000	18,000	35,000
M10	1,500	10,000	8,000	9,25	100,000	20,000	39,000

Gewindeformer

Gewindeformer mit Schmiernuten für Metr. ISO-Gewinde



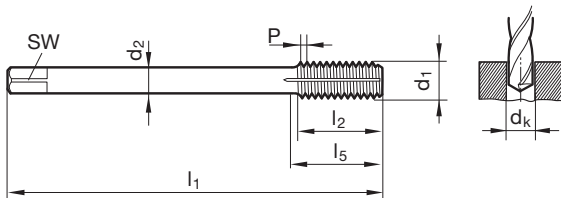
Katalog-Nr. 53622

Durativ	~DIN 376	C	HSS-E- PM	Al- CrN	R	6HX
---------	-------------	---	--------------	------------	---	-----

P	M	K	N	S	H
•	•		•		

Arbeitsrichtwerte
Seite 348

- für Durchgangs- und Grundgewinde
- für große Gewindetiefen
- universell einsetzbar
- Stahlwerkstoffe bis 1000 N/mm²
- rost-/säurebest. Stähle
- zähe, langspanige Werkstoffe



d1	P	d2	SW	dk	l1	l2	l5
	mm	mm	mm	mm	mm	mm	mm
M12	1,750	9,000	7,000	11,25	110,000	24,000	49,000
M14	2,000	11,000	9,000	13,10	110,000	26,000	53,000
M16	2,000	12,000	9,000	15,10	110,000	26,000	54,000
M20	2,500	16,000	12,000	18,90	140,000	32,000	62,000

Gewindeformer

Kühlkanal-Gewindeformer für Metr. ISO-Gewinde



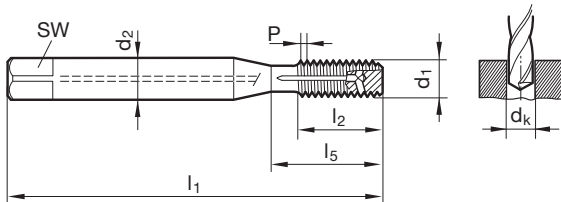
Katalog-Nr. 63013

Durativ	~DIN 371	C	VHM	TiCN	R	6HX
---------	-------------	---	-----	------	---	-----

P	M	K	N	S	H
•	•		•		

Arbeitsrichtwerte
Seite 348

- für Durchgangs- und Grundgewinde
- für große Gewindetiefen
- universell einsetzbar
- Stahlwerkstoffe bis 1000 N/mm²
- rost-/säurebest. Stähle
- zähe, langspanige Werkstoffe



d1	P	d2	SW	dk	l1	l2	l5
	mm	mm	mm	mm	mm	mm	mm
M 3	0,500	3,500	2,700	2,80	56,000	6,000	18,000
M 4	0,700	4,500	3,400	3,70	63,000	7,500	21,000
M 5	0,800	6,000	4,900	4,65	70,000	8,500	25,000
M 6	1,000	6,000	4,900	5,55	80,000	11,000	30,000
M 8	1,250	8,000	6,200	7,40	90,000	14,000	35,000
M10	1,500	10,000	8,000	9,30	100,000	16,000	39,000

Gewindeformer

Gewindeformer ohne Schmiernuten für Metr. ISO-Gewinde



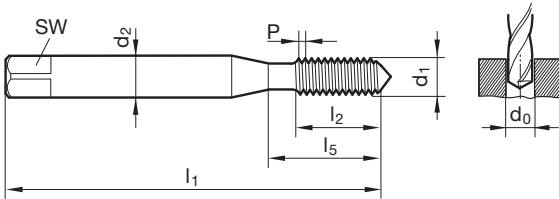
Katalog-Nr. 73121



P	M	K	N	S	H
•	•		•		

Arbeitsrichtwerte
Seite 348

- für Durchgangs- und Grundgewinde
- für große Gewindetiefen
- universell einsetzbar
- Stahlwerkstoffe bis 1000 N/mm²
- rost-/säurebest. Stähle
- zähe, langspanige Werkstoffe



d1	P mm	d2 mm	SW mm	dk mm	l1 mm	l2 mm	l5 mm
M 2	0,400	2,800	2,100	1,80	45,000	8,000	13,500
M 2,2	0,450	2,800	2,100	2,00	45,000	9,000	14,500
M 2,3	0,400	2,800	2,100	2,10	45,000	9,000	14,500
M 2,5	0,450	2,800	2,100	2,30	50,000	9,000	14,500
M 3	0,500	3,500	2,700	2,80	56,000	10,000	18,000
M 3,5	0,600	4,000	3,000	3,25	56,000	12,000	20,000
M 4	0,700	4,500	3,400	3,70	63,000	12,000	21,000
M 5	0,800	6,000	4,900	4,65	70,000	14,000	25,000
M 6	1,000	6,000	4,900	5,55	80,000	16,000	30,000
M 8	1,250	8,000	6,200	7,40	90,000	18,000	35,000
M 10	1,500	10,000	8,000	9,25	100,000	20,000	39,000

Gewindeformer

Gewindeformer ohne Schmiernuten für Metr. ISO-Gewinde



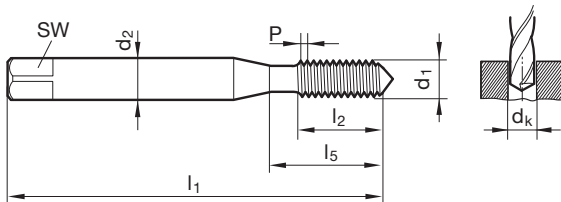
Katalog-Nr. 63121



P	M	K	N	S	H
•	•		•		

Arbeitsrichtwerte
Seite 348

- für Durchgangs- und Grundgewinde
- für große Gewindetiefen
- universell einsetzbar
- Stahlwerkstoffe bis 1000 N/mm²
- rost-/säurebest. Stähle
- zähe, langspanige Werkstoffe



d1	P	d2	SW	dk	l1	l2	l5
	mm	mm	mm	mm	mm	mm	mm
M 2	0,400	2,800	2,100	1,80	45,000	8,000	13,500
M 3	0,500	3,500	2,700	2,80	56,000	10,000	18,000
M 4	0,700	4,500	3,400	3,70	63,000	12,000	21,000
M 5	0,800	6,000	4,900	4,65	70,000	14,000	25,000
M 6	1,000	6,000	4,900	5,55	80,000	16,000	30,000
M 8	1,250	8,000	6,200	7,40	90,000	18,000	35,000
M 10	1,500	10,000	8,000	9,25	100,000	20,000	39,000

Gewindeformer

Gewindeformer ohne Schmiernuten für Metr. ISO-Gewinde



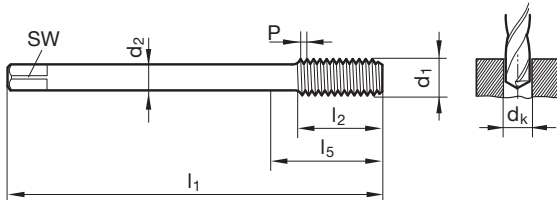
Katalog-Nr. 63123

Durativ	~DIN 376	C	HSS-E	TiN	R	6HX
---------	-------------	---	-------	-----	---	-----

P	M	K	N	S	H
•	•		•		

Arbeitsrichtwerte
Seite 348

- für Durchgangs- und Grundgewinde
- für große Gewindetiefen
- universell einsetzbar
- Stahlwerkstoffe bis 1000 N/mm²
- rost-/säurebest. Stähle
- zähe, langspanige Werkstoffe



d1	P mm	d2 mm	SW mm	dk mm	l1 mm	l2 mm	l5 mm
M12	1,750	9,000	7,000	11,25	110,000	24,000	49,000
M16	2,000	12,000	9,000	15,10	110,000	26,000	54,000
M20	2,500	16,000	12,000	18,90	140,000	32,000	62,000

Gewindefräser

Gewindefräser mit Senkfase für Metr. ISO-Gewinde



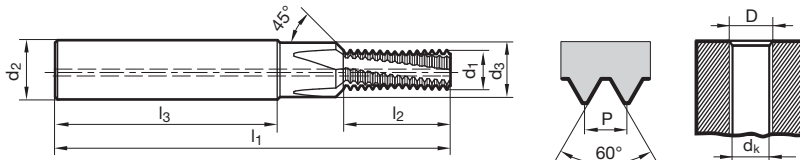
Katalog-Nr. 73810



P	M	K	N	S	H
•	•	•	•	•	

Arbeitsrichtwerte
Seite 348

- Gewindefräser mit 45° Senkfase, Spiralnut und innerer Kühlmittelzufuhr mit axialem Austritt
- universelle Verwendung in nahezu allen Werkstoffen



Code-Nr.	D	P mm	d1 mm	d2 mm	d3 mm	dk mm	l1 mm	l2 mm	l3 mm	Z
3,000	M 3	0,500	2,300	6,000	3,400	2,50	48,000	6,750	36,000	3
4,000	M 4	0,700	3,000	6,000	4,500	3,30	48,000	8,750	36,000	3
5,000	M 5	0,800	4,000	6,000	5,500	4,20	54,000	10,800	36,000	3
6,000	M 6	1,000	4,800	8,000	6,600	5,00	62,000	13,500	36,000	3
8,000	M 8	1,250	6,400	10,000	9,000	6,80	74,000	18,130	40,000	3
10,000	M10	1,500	7,950	12,000	11,000	8,50	80,000	21,750	45,000	4
12,000	M12	1,750	9,950	14,000	13,500	10,20	90,000	25,380	45,000	4
14,000	M14	2,000	11,200	16,000	15,500	12,00	102,000	31,000	48,000	4
16,000	M16	2,000	12,800	18,000	17,500	14,00	102,000	35,000	48,000	4
20,000	M20	2,500	14,500	20,000	21,500	17,50	125,000	41,250	50,000	4

Gewindefräser

Gewindefräser mit Senkfase für Metr. ISO-Gewinde



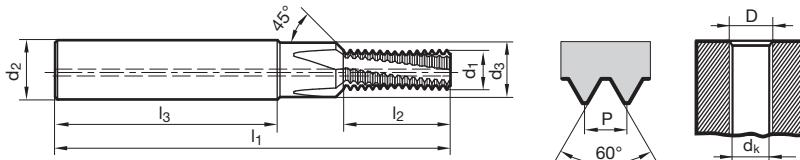
Katalog-Nr. 53810



P	M	K	N	S	H
●	●	●	●	●	○

Arbeitsrichtwerte
Seite 348

- Gewindefräser mit 45° Senkfase, Spiralnut und innerer Kühlmittelzufuhr mit axialem Austritt
- universelle Verwendung in nahezu allen Werkstoffen



Code-Nr.	D	P mm	d1 mm	d2 mm	d3 mm	dk mm	l1 mm	l2 mm	l3 mm	Z
3,000	M 3	0,500	2,300	6,000	3,400	2,50	48,000	6,750	36,000	3
4,000	M 4	0,700	3,000	6,000	4,500	3,30	48,000	8,750	36,000	3
5,000	M 5	0,800	4,000	6,000	5,500	4,20	54,000	10,800	36,000	3
6,000	M 6	1,000	4,800	8,000	6,600	5,00	62,000	13,500	36,000	3
8,000	M 8	1,250	6,400	10,000	9,000	6,80	74,000	18,130	40,000	3
10,000	M10	1,500	7,950	12,000	11,000	8,50	80,000	21,750	45,000	4
12,000	M12	1,750	9,950	14,000	13,500	10,20	90,000	25,380	45,000	4
14,000	M14	2,000	11,200	16,000	15,500	12,00	102,000	31,000	48,000	4
16,000	M16	2,000	12,800	18,000	17,500	14,00	102,000	35,000	48,000	4
20,000	M20	2,500	14,500	20,000	21,500	17,50	125,000	41,250	50,000	4

Gewindefräser

Gewindefräser mit Senkfase für Metr. ISO-Feingewinde



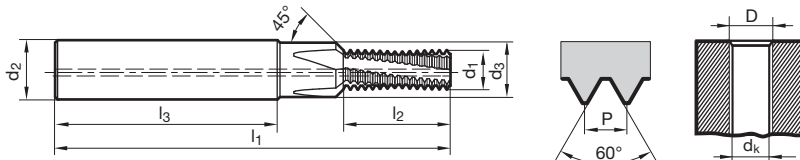
Katalog-Nr. 53820



P	M	K	N	S	H
•	•	•	•	•	○

Arbeitsrichtwerte
Seite 348

- Gewindefräser mit 45° Senkfase, Spiralnut und innerer Kühlmittelzufuhr mit axialem Austritt
- universelle Verwendung in nahezu allen Werkstoffen



Code-Nr.	D	d1 mm	d2 mm	d3 mm	dk mm	l1 mm	l2 mm	l3 mm	Z
4,003	M 4 X0,5	3,000	6,000	4,500	3,50	48,000	8,750	36,000	3
5,003	M 5 X0,5	4,000	6,000	5,500	4,50	54,000	10,750	36,000	3
6,003	M 6 X0,5	4,800	8,000	6,600	5,50	62,000	12,750	36,000	3
6,004	M 6 X0,75	4,800	8,000	6,600	5,20	62,000	13,130	36,000	3
8,004	M 8 X0,75	6,400	10,000	9,000	7,20	74,000	16,880	40,000	3
8,005	M 8 X1	6,400	10,000	9,000	7,00	74,000	17,500	40,000	3
10,005	M10 X1	7,950	12,000	11,000	9,00	80,000	21,500	45,000	4
10,006	M10 X1,25	7,950	12,000	11,000	8,80	80,000	21,880	45,000	4
12,005	M12 X1	9,950	14,000	13,500	11,00	90,000	25,500	45,000	4
12,007	M12 X1,5	9,950	14,000	13,500	10,50	90,000	26,250	45,000	4
14,007	M14 X1,5	11,200	16,000	15,500	12,50	102,000	30,750	48,000	4
16,007	M16 X1,5	12,800	18,000	17,500	14,50	102,000	33,750	48,000	4

Gewindefräser

Gewindefräser mit Senkfase für Metr. ISO-Feingewinde



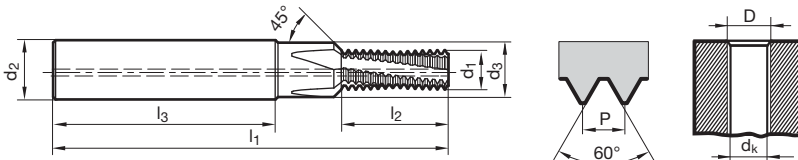
Katalog-Nr. 73820



P	M	K	N	S	H
•	•	•	•	•	

Arbeitsrichtwerte
Seite 348

- Gewindefräser mit 45° Senkfase, Spiralnut und innerer Kühlmittelzufuhr mit axialem Austritt
- universelle Verwendung in nahezu allen Werkstoffen



Code-Nr.	D	d1 mm	d2 mm	d3 mm	dk mm	l1 mm	l2 mm	l3 mm	Z
4,003	M 4 X0,5	3,000	6,000	4,500	3,50	48,000	8,750	36,000	3
5,003	M 5 X0,5	4,000	6,000	5,500	4,50	54,000	10,750	36,000	3
6,003	M 6 X0,5	4,800	8,000	6,600	5,50	62,000	12,750	36,000	3
6,004	M 6 X0,75	4,800	8,000	6,600	5,20	62,000	13,130	36,000	3
8,004	M 8 X0,75	6,400	10,000	9,000	7,20	74,000	16,880	40,000	3
8,005	M 8 X1	6,400	10,000	9,000	7,00	74,000	17,500	40,000	3
10,005	M10 X1	7,950	12,000	11,000	9,00	80,000	21,500	45,000	4
10,006	M10 X1,25	7,950	12,000	11,000	8,80	80,000	21,880	45,000	4
12,005	M12 X1	9,950	14,000	13,500	11,00	90,000	25,500	45,000	4
12,007	M12 X1,5	9,950	14,000	13,500	10,50	90,000	26,250	45,000	4
14,007	M14 X1,5	11,200	16,000	15,500	12,50	102,000	30,750	48,000	4
16,007	M16 X1,5	12,800	18,000	17,500	14,50	102,000	33,750	48,000	4

Gewindefräser

Gewindefräser ohne Senkfase für Metr. ISO-Gewinde



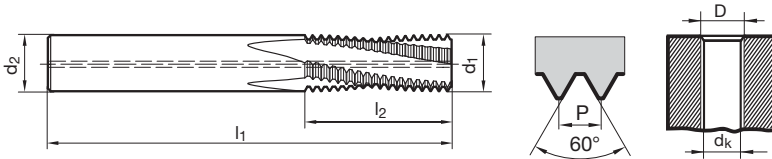
Katalog-Nr. 73830



P	M	K	N	S	H
•	•	•	•	•	

Arbeitsrichtwerte
Seite 348

- Gewindefräser ohne Senkfase, mit Spiralnut und innerer Kühlmittelzufuhr mit axialem Austritt
- universelle Verwendung in nahezu allen Werkstoffen



Code-Nr.	d1	P	d1	d2	dk	l1	l2	Z
		mm	mm	mm	mm	mm	mm	
6,000	M 6	1,000	4,800	6,000	5,00	54,000	13,500	3
8,000	M 8	1,250	6,400	8,000	6,80	62,000	18,100	3
8,005	M 8 X1	1,000	6,400	8,000	7,00	62,000	14,500	3
10,000	M10	1,500	7,950	10,000	8,50	74,000	21,800	3
10,005	M10 X1	1,000	7,950	10,000	9,00	74,000	14,500	3
10,006	M10 X1,25	1,250	7,950	10,000	8,80	74,000	18,100	3
12,000	M12	1,750	9,950	10,000	10,20	74,000	25,400	4
14,000	M14	2,000	11,200	12,000	12,00	80,000	31,000	4
14,007	M14 X1,5	1,500	11,200	12,000	12,50	80,000	23,300	4
16,000	M16	2,000	12,800	14,000	14,00	90,000	35,000	4
16,007	M16 X1,5	1,500	12,800	14,000	14,50	90,000	26,300	4
20,000	M20	2,500	14,950	16,000	17,50	102,000	41,300	4
20,007	M20 X1,5	1,500	14,950	16,000	18,50	102,000	24,800	4

Gewindefräser

Gewindefräser ohne Senkfase für Metr. ISO-Gewinde



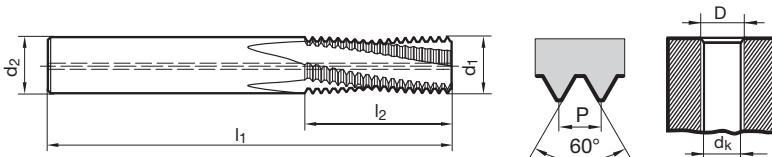
Katalog-Nr. 53830



P	M	K	N	S	H
●	●	●	●	●	○

Arbeitsrichtwerte
Seite 348

- Gewindefräser ohne Senkfase, mit Spiralnute und innerer Kühlmittelzufuhr mit axialem Austritt
- universelle Verwendung in nahezu allen Werkstoffen



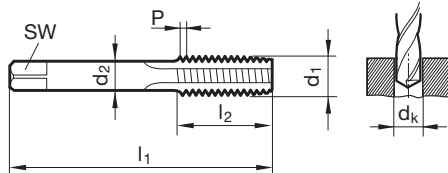
Code-Nr.	d1	P	d1	d2	dk	l1	l2	Z
		mm	mm	mm	mm	mm	mm	
6,000	M 6	1,000	4,800	6,000	5,00	54,000	13,500	3
8,000	M 8	1,250	6,400	8,000	6,80	62,000	18,100	3
8,005	M 8 X1	1,000	6,400	8,000	7,00	62,000	14,500	3
10,000	M10	1,500	7,950	10,000	8,50	74,000	21,800	3
10,005	M10 X1	1,000	7,950	10,000	9,00	74,000	14,500	3
10,006	M10 X1,25	1,250	7,950	10,000	8,80	74,000	18,100	3
12,000	M12	1,750	9,950	10,000	10,20	74,000	25,400	4
14,000	M14	2,000	11,200	12,000	12,00	90,000	31,000	4
14,007	M14 X1,5	1,500	11,200	12,000	12,50	90,000	23,300	4
16,000	M16	2,000	12,800	14,000	14,00	90,000	35,000	4
16,007	M16 X1,5	1,500	12,800	14,000	14,50	90,000	26,300	4
20,000	M20	2,500	14,950	16,000	17,50	102,000	41,300	4
20,007	M20 X1,5	1,500	14,950	16,000	18,50	102,000	24,800	4

Hand-Gewindebohrer

Hand-Gewindebohrer für Metr. ISO-Gewinde, Satz, rechtsschneidend



Katalog-Nr. 73531



P	M	K	N	S	H
•	○	•	•		

Arbeitsrichtwerte
Seite 358

- für Durchgangs- und Grundgewinde
- Gewindebohrer-Satz, gerade genutet, speziell für den Handgebrauch, aber auch für den Maschineneinsatz
- Vor- und Mittelschneider sind im Außen- und Flankendurchmesser abgestuft
- der Fertigschneider kann einzeln als kurzer Maschinengewindebohrer verwendet werden
- Vorschneider 73101
- Mittelschneider 73102
- Fertigschneider 73103

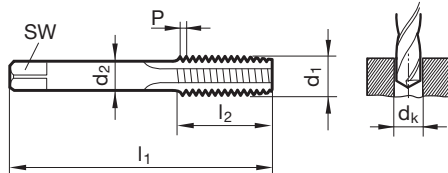
d1	P	d2	SW	dk	l1	l2
	mm	mm	mm	mm	mm	mm
M 1	0,250	2,500	2,100	0,75	32,000	5,500
M 1,2	0,250	2,500	2,100	0,95	32,000	5,500
M 1,4	0,300	2,500	2,100	1,10	32,000	7,000
M 1,6	0,350	2,500	2,100	1,25	32,000	8,000
M 1,7	0,350	2,500	2,100	1,30	32,000	8,000
M 2	0,400	2,800	2,100	1,60	36,000	8,000
M 2,3	0,400	2,800	2,100	1,90	36,000	9,000
M 2,5	0,450	2,800	2,100	2,05	40,000	9,000
M 2,6	0,450	2,800	2,100	2,10	40,000	9,000
M 3	0,500	3,500	2,700	2,50	40,000	10,000
M 3,5	0,600	4,000	3,000	2,90	45,000	12,000
M 4	0,700	4,500	3,400	3,30	45,000	12,000
M 4,5	0,750	6,000	4,900	3,70	50,000	14,000
M 5	0,800	6,000	4,900	4,20	50,000	14,000
M 6	1,000	6,000	4,900	5,00	56,000	16,000
M 7	1,000	6,000	4,900	6,00	56,000	16,000
M 8	1,250	6,000	4,900	6,80	63,000	18,000
M10	1,500	7,000	5,500	8,50	70,000	20,000
M12	1,750	9,000	7,000	10,20	75,000	24,000
M14	2,000	11,000	9,000	12,00	80,000	26,000
M16	2,000	12,000	9,000	14,00	80,000	26,000
M18	2,500	14,000	11,000	15,50	95,000	30,000
M20	2,500	16,000	12,000	17,50	95,000	32,000
M24	3,000	18,000	14,500	21,00	110,000	36,000

Hand-Gewindebohrer

Hand-Gewindebohrer für Metr. ISO-Gewinde, Satz, linksschneidend



Katalog-Nr. 73532



P	M	K	N	S	H
•	○	•	•		

Arbeitsrichtwerte
Seite 358

- für Durchgangs- und Grundgewinde
- Gewindebohrer-Satz, gerade genutet, speziell für den Handgebrauch, aber auch für den Maschineneinsatz
- Vor- und Mittelschneider sind im Außen- und Flankendurchmesser abgestuft
- der Fertigschneider kann einzeln als kurzer Maschinengewindebohrer verwendet werden
- Vorschneider 73105
- Mittelschneider 73106
- Fertigschneider 73107

d1	P	d2	SW	dk	l1	l2
	mm	mm	mm	mm	mm	mm
M 4	0,700	4,500	3,400	3,30	45,000	12,000
M 5	0,800	6,000	4,900	4,20	50,000	14,000
M 6	1,000	6,000	4,900	5,00	56,000	16,000
M 8	1,250	6,000	4,900	6,80	63,000	18,000
M10	1,500	7,000	5,500	8,50	70,000	20,000
M12	1,750	9,000	7,000	10,20	75,000	24,000
M14	2,000	11,000	9,000	12,00	80,000	26,000
M16	2,000	12,000	9,000	14,00	80,000	26,000

Hand-Gewindebohrer

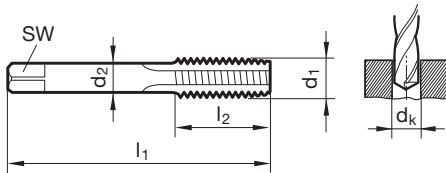
Hand-Gewindebohrer für Metr. ISO-Feingewinde, Satz



P	M	K	N	S	H
•	○	•	•		

Arbeitsrichtwerte
Seite 358

Katalog-Nr. 73521



- für Durchgangs- und Grundgewinde
- Gewindebohrer-Satz, gerade genutet, speziell für den Handgebrauch, aber auch für den Maschineneinsatz
- der Fertigschneider kann einzeln als kurzer Maschinengewindebohrer verwendet werden
- Vorschneider 73110
- Fertigschneider 73111

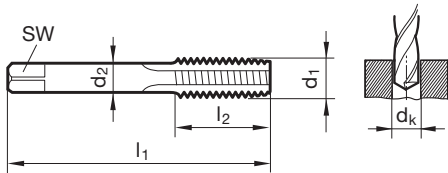
Code-Nr.	d1	d2 mm	SW mm	dk mm	l1 mm	l2 mm
5,003	M 5 X0,5	6,000	4,900	4,50	50,000	10,000
6,003	M 6 X0,5	6,000	4,900	5,50	56,000	13,000
6,004	M 6 X0,75	6,000	4,900	5,25	56,000	13,000
8,004	M 8 X0,75	6,000	4,900	7,25	56,000	14,000
8,005	M 8 X1	6,000	4,900	7,00	63,000	18,000
10,005	M10 X1	7,000	5,500	9,00	63,000	18,000
10,006	M10 X1,25	7,000	5,500	8,80	70,000	20,000
11,005	M11 X1	8,000	6,200	10,00	63,000	20,000
12,005	M12 X1	9,000	7,000	11,00	70,000	20,000
16,007	M16 X1,5	12,000	9,000	14,50	70,000	22,000
18,007	M18 X1,5	14,000	11,000	16,50	80,000	22,000

Hand-Gewindebohrer

Hand-Gewindebohrer für UNC-Gewinde, Satz



Katalog-Nr. 73535



N	~DIN 352	HSS	blank		2B
---	-------------	-----	-------	--	----

P	M	K	N	S	H
•	○	•	•		

Arbeitsrichtwerte
Seite 358

- für Durchgangs- und Grundgewinde
- Gewindebohrer-Satz, gerade genutet, speziell für den Handgebrauch, aber auch für den Maschineneinsatz
- Vor- und Mittelschneider sind im Außen- und Flankendurchmesser abgestuft
- der Fertigschneider kann einzeln als kurzer Maschinengewindebohrer verwendet werden
- Vorschneider 73301
- Mittelschneider 73302
- Fertigschneider 73303

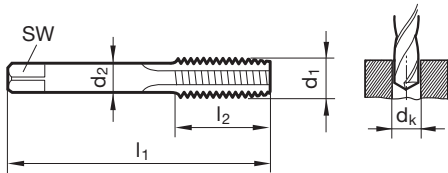
Code-Nr.	d1	d2 mm	SW mm	dk mm	l1 mm	l2 mm
2,845	4 -40	3,500	2,700	2,35	40,000	11,000
3,175	5 -40	4,000	2,700	2,65	40,000	11,000
3,505	6 -32	4,000	3,000	2,85	45,000	12,000
4,166	8 -32	4,500	3,400	3,50	45,000	13,000
4,826	10 -24	6,000	4,900	3,90	50,000	14,000
6,350	1/4 -20	6,000	4,900	5,10	56,000	16,000
7,938	5/16-18	6,000	4,900	6,60	63,000	18,000
9,525	3/8 -16	7,000	5,500	8,00	70,000	20,000
11,113	7/16-14	8,000	6,200	9,40	70,000	22,000
12,700	1/2 -13	9,000	7,000	10,80	75,000	25,000
15,875	5/8 -11	12,000	9,000	13,50	80,000	30,000
19,050	3/4 -10	16,000	11,000	16,50	95,000	33,000

Hand-Gewindebohrer

Hand-Gewindebohrer für BSW-Gewinde, Satz



Katalog-Nr. 73534



P	M	K	N	S	H	Arbeitsrichtwerte Seite 358
•	○	•	•			

- für Durchgangs- und Grundgewinde
- Gewindebohrer-Satz, gerade genutet, speziell für den Handgebrauch, aber auch für den Maschineneinsatz
- Vor- und Mittelschneider sind im Außen- und Flankendurchmesser abgestuft
- der Fertigschneider kann einzeln als kurzer Maschinengewindebohrer verwendet werden
- Vorschneider 73311
- Mittelschneider 73312
- Fertigschneider 73313

Code-Nr.	d1	d2 mm	SW mm	dk mm	l1 mm	l2 mm
3,175	W 1/8	4,000	2,700	2,50	40,000	11,000
3,969	W 5/32	4,500	3,400	3,20	45,000	13,000
4,762	W 3/16	6,000	4,900	3,60	50,000	14,000
6,350	W 1/4	6,000	4,900	5,10	56,000	16,000
7,938	W 5/16	6,000	4,900	6,50	63,000	18,000
9,525	W 3/8	7,000	5,500	7,90	70,000	20,000
11,113	W 7/16	8,000	6,200	9,20	70,000	22,000
12,700	W 1/2	9,000	7,000	10,50	75,000	25,000
14,287	W 9/16	11,000	9,000	12,00	80,000	30,000
15,876	W 5/8	12,000	9,000	13,50	80,000	30,000
19,051	W 3/4	16,000	11,000	16,50	95,000	33,000

Hand-Gewindebohrer

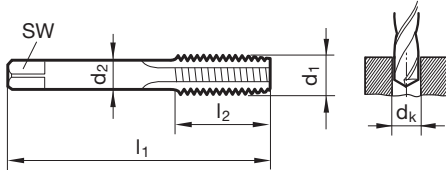
Hand-Gewindebohrer für Rohrgewinde, Satz



P	M	K	N	S	H
●	○	●	●		

Arbeitsrichtwerte
Seite 358

Katalog-Nr. 73522



- für Durchgangs- und Grundgewinde
- Gewindebohrer-Satz, gerade genutet, speziell für den Handgebrauch, aber auch für den Maschineneinsatz
- der Fertigschneider kann einzeln als kurzer Maschinengewindebohrer verwendet werden
- Vorschneider 73315
- Fertigschneider 73316

Code-Nr.	d1	d2 mm	SW mm	dk mm	l1 mm	l2 mm
9,728	G 1/8	7,000	5,500	8,80	63,000	20,000
13,157	G 1/4	11,000	9,000	11,80	70,000	20,000
16,662	G 3/8	12,000	9,000	15,25	70,000	22,000
20,955	G 1/2	16,000	12,000	19,00	80,000	22,000

Kombiboherer

Kombiboherer für Metrische ISO-Gewinde



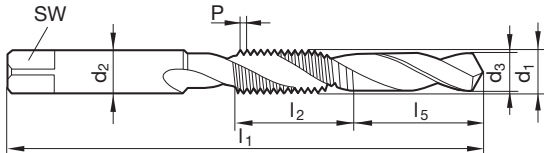
Katalog-Nr. 73248



P	M	K	N	S	H
•	○	•	•		

Arbeitsrichtwerte
Seite 358

- für Durchgangsgewinde
- Stähle bis 800 N/mm²



d1	P mm	Code-Nr.	d2 mm	d3 mm	SW mm	l1 mm	l5 mm	l2 mm
M 3	0,500	3,000	3,500	2,500	2,700	62,000	9,000	12,000
M 4	0,700	4,000	4,500	3,300	3,400	66,000	10,000	16,000
M 5	0,800	5,000	6,000	4,200	4,900	75,000	12,000	18,000
M 6	1,000	6,000	6,000	5,000	4,900	81,000	14,000	20,000
M 8	1,250	8,000	6,000	6,800	4,900	93,000	20,000	12,000
M10	1,500	10,000	7,000	8,500	5,500	99,000	22,000	14,000
M12	1,750	12,000	9,000	10,200	7,000	106,000	25,000	16,000

Maschinen-Muttergewindebohrer

Maschinen-Muttergewindebohrer für Metrische ISO-Gewinde



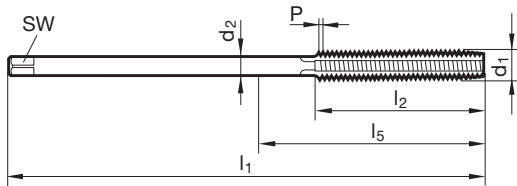
Katalog-Nr. 73243



P	M	K	N	S	H
●	○	●	●		

Arbeitsrichtwerte
Seite 358

- für Durchgangsgewinde
- für Muttern mit Gewindetiefen bis 1xD
- Anschnitt ca. 20 Gänge



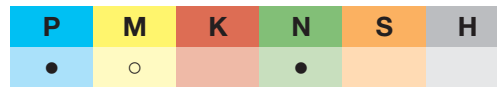
d1	P mm	d2 mm	SW mm	dk mm	l1 mm	l2 mm	l5 mm
M 3	0,500	2,200		2,50	70,000	22,000	30,000
M 3,5	0,600	2,500	2,100	2,90	80,000	25,000	31,000
M 4	0,700	2,800	2,100	3,30	90,000	25,000	33,000
M 5	0,800	3,500	2,700	4,20	100,000	28,000	38,000
M 6	1,000	4,500	3,400	5,00	110,000	32,000	44,000
M 8	1,250	6,000	4,900	6,80	125,000	40,000	61,000
M10	1,500	7,000	5,500	8,50	140,000	45,000	85,000
M12	1,750	9,000	7,000	10,20	180,000	50,000	120,000
M14	2,000	11,000	9,000	12,00	200,000	56,000	130,000
M16	2,000	12,000	9,000	14,00	200,000	63,000	145,000
M18	2,500	14,000	11,000	15,50	220,000	63,000	155,000

Schneideisen

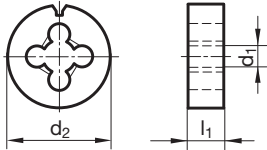
Schneideisen für Metrische ISO-Gewinde



Katalog-Nr. 73400



• allgemeine Stahlbearbeitung



d1	P mm	d2 mm	l1 mm	Werkstück-Ø mm	Code-Nr.
M 1	0,250	16,000	5,000	0,970	1,000
M 1,2	0,250	16,000	5,000	1,170	1,200
M 2,2	0,450	16,000	5,000	2,130	2,200
M 2,3	0,400	16,000	5,000	2,250	2,300
M 3	0,500	20,000	5,000	2,920	3,000
M 3,5	0,600	20,000	5,000	3,410	3,500
M 4	0,700	20,000	5,000	3,910	4,000
M 5	0,800	20,000	7,000	4,900	5,000
M 6	1,000	20,000	7,000	5,880	6,000
M 7	1,000	25,000	9,000	6,880	7,000
M 8	1,250	25,000	9,000	7,870	8,000
M10	1,500	30,000	11,000	9,850	10,000
M12	1,750	38,000	14,000	11,830	12,000
M14	2,000	38,000	14,000	13,820	14,000
M16	2,000	45,000	18,000	15,820	16,000
M18	2,500	45,000	18,000	17,790	18,000
M20	2,500	45,000	18,000	19,790	20,000
M24	3,000	55,000	22,000	23,770	24,000
M30	3,500	65,000	25,000	29,730	30,000

Schneideisen

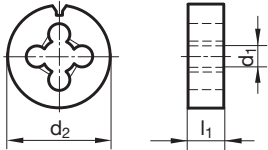
Schneideisen für Metrische ISO-Gewinde



Katalog-Nr. 73410



- geläppte Ausführung für NE-Metalle
- allgemeine Stahlbearbeitung




d1	P mm	d2 mm	l1 mm	Werkstück-Ø mm	Code-Nr.
M 3	0,500	20,000	5,000	2,920	3,000
M 4	0,700	20,000	5,000	3,910	4,000
M 6	1,000	20,000	7,000	5,880	6,000
M 8	1,250	25,000	9,000	7,870	8,000
M10	1,500	30,000	11,000	9,850	10,000
M12	1,750	38,000	14,000	11,830	12,000
M14	2,000	38,000	14,000	13,820	14,000
M18	2,500	45,000	18,000	17,790	18,000

Schneideisen

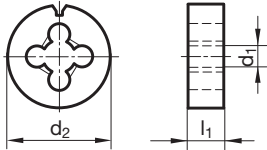
Schneideisen für Metrische ISO-Gewinde



Katalog-Nr. 73413



- geläppte Ausführung für NE-Metalle
- allgemeine Stahlbearbeitung



d1	P mm	d2 mm	l1 mm	Werkstück-Ø mm	Code-Nr.
M 2,5	0,450	16,000	5,000	2,430	2,500
M 3	0,500	20,000	5,000	2,920	3,020
M 4	0,700	20,000	5,000	3,910	4,020
M 5	0,800	20,000	7,000	4,900	5,000
M 6	1,000	20,000	7,000	5,880	6,000
M 8	1,250	25,000	9,000	7,870	8,000
M10	1,500	30,000	11,000	9,850	10,000
M12	1,750	38,000	14,000	11,830	12,000
M14	2,000	38,000	14,000	13,820	14,000
M16	2,000	45,000	18,000	15,820	16,000
M20	2,500	45,000	18,000	19,790	20,000





FRÄSWERKZEUGE

SUPER F-UT



ISO-CODES

P	Stahl, hochlegierter Stahl
M	Rostfreier Stahl
K	Grauguss, Sphäroguss und Temperguss
N	Aluminium und andere Nichteisenmetalle
S	Sonder-, Super- und Titanlegierungen
H	Gehärteter Stahl und Hartguss

Auf den Produktseiten finden Sie zu jedem Werkzeug Empfehlungen zur Eignung für die Anwendungsgruppen bzw. die Angaben von max. Zugfestigkeit und Härte:

- optimal geeignet
- bedingt geeignet
- nicht geeignet



PIKTOGRAMME

SCHNEIDSTOFF	VHM
	Vollhartmetall
BESCHICHTUNG	blank AITiN nano TiAl-SiN TiAlN Al-TiN+
Ø-TOLERANZ	h10 e8
FRÄSBEDINGUNGEN	HPC
SCHNEIDRICHTUNG	R
	rechts
SCHAFTFORM	HB HA
SPIRALWINKEL	
NORM	DIN 6527L DIN 6527K WN
	Werksnorm
TYP	N NX N-F N-3 N-5 Ti H
	VA VA-X VA-X IK VA-XF VA-IK AI AL-F AL-3 FS

P	M	K	N	S	H	Typ	Schaftform	Spiralwinkel °	Schneidstoff	Oberfläche	Norm	d1/mm	Katalog-Nr.	Progr. Seite
---	---	---	---	---	---	-----	------------	----------------	--------------	------------	------	-------	-------------	--------------

SuperF-UT-Fräser NX

	•	•	•	•	•	SuperF-UT NX	HA	36/38/37	VHM	TiAlSiN	DIN 6527L	4,000 - 20,000	54590	518
	•	•	•	•	•	SuperF-UT NX	HB	36/38/37	VHM	TiAlSiN	DIN 6527L	4,000 - 20,000	54591	519

SuperF-UT-Fräser N

	•	•	•	•	•	SuperF-UT N	HB	35/38	VHM	TiAlN	DIN 6527K	6,000 - 20,000	64550	520
	•	•	•	•	•	SuperF-UT N	HA	35/38	VHM	TiAlN	DIN 6527L	4,000 - 20,000	54551	521
	•	•	•	•	•	SuperF-UT N	HB	35/38	VHM	TiAlN	DIN 6527L	4,000 - 25,000	64551	522
	•	•	•	•	•	SuperF-UT N	HA	35/38	VHM	TiAlN	Werksnorm	6,000 - 20,000	54562	523
	•	•	•	•	•	SuperF-UT N	HB	35/38	VHM	TiAlN	Werksnorm	6,000 - 20,000	54563	524
	•	•	•	•	•	SuperF-UT N	HA	35/38	VHM	TiAlN	Werksnorm	10,000 - 25,000	54552	525
	•	•	○	•	○	SuperF-UT N-F	HA	30/32	VHM	TiAlN	DIN 6527L	6,000 - 25,000	54566	526
	•	•	○	•	○	SuperF-UT N-F	HB	30/32	VHM	TiAlN	DIN 6527L	6,000 - 25,000	54567	527
	•	○	•	○	•	SuperF-UT N-3	HA	41/43/45	VHM	TiAlN	Werksnorm	3,000 - 20,000	54564	528
	•	○	•	○	•	SuperF-UT N-3	HB	41/43/45	VHM	TiAlN	Werksnorm	3,000 - 20,000	54565	529
	•	•	•	•	•	SuperF-UT N-5	HA	45	VHM	TiAlN	Werksnorm	4,000 - 20,000	54579	530
	•	•	•	•	•	SuperF-UT N-5	HB	45	VHM	TiAlN	Werksnorm	4,000 - 20,000	54580	531

P	M	K	N	S	H	Typ	Schaftform	Spiralwinkel °	Schneidstoff	Oberfläche	Norm	d1/mm	Katalog-Nr.	Progr. Seite
---	---	---	---	---	---	-----	------------	----------------	--------------	------------	------	-------	-------------	--------------

SuperF-UT-Fräser FS

	•	•	•	•	•	•	SuperF-UT FS	HA	44/45/46	VHM	TiAlN	Werksnorm	8,000 - 25,000	64558	552
	•	•	•	•	•	•	SuperF-UT FS	HB	44/45/46	VHM	TiAlN	Werksnorm	8,000 - 25,000	64559	553

SuperF-UT-Fräser Ti

	•	•	•	•	•	•	SuperF-UT Ti	HA	35/38	VHM	AlTiN+	DIN 6527L	6,000 - 20,000	54560	532
	•	•	•	•	•	•	SuperF-UT Ti	HB	35/38	VHM	AlTiN+	DIN 6527L	6,000 - 20,000	54561	533

SuperF-UT-Fräser H

	•	•	•	•	•	•	SuperF-UT H	HA	40/42	VHM	TiAlSiN	DIN 6527L	6,000 - 20,000	54572	550
	•	•	•	•	•	•	SuperF-UT H	HB	40/42	VHM	TiAlSiN	DIN 6527L	6,000 - 20,000	54573	551

SuperF-UT-Fräser VA-X

	•	•	•	•	•	•	SuperF-UT VA-X	HB	36/38	VHM	AlTiN nano	DIN 6527K	4,000 - 20,000	54576	534
	•	•	•	•	•	•	SuperF-UT VA-X	HA	36/38	VHM	AlTiN nano	DIN 6527L	3,000 - 25,000	54558	535
	•	•	•	•	•	•	SuperF-UT VA-X	HB	36/38	VHM	AlTiN nano	DIN 6527L	3,000 - 25,000	54559	536
	•	•	•	•	•	•	SuperF-UT VA-X IK	HA	36/38	VHM	AlTiN nano	DIN 6527L	6,000 - 25,000	54574	537
	•	•	•	•	•	•	SuperF-UT VA-X IK	HB	36/38	VHM	AlTiN nano	DIN 6527L	6,000 - 25,000	54575	538
	•	•	•	•	•	•	SuperF-UT VA-XF	HA	36/38	VHM	AlTiN nano	DIN 6527L	6,000 - 25,000	54568	539

P	M	K	N	S	H	Typ	Schaftform	Spiralwinkel °	Schneidstoff	Oberfläche	Norm	d1/mm	Katalog-Nr.	Progr. Seite
---	---	---	---	---	---	-----	------------	----------------	--------------	------------	------	-------	-------------	--------------

SuperF-UT-Fräser VA-X

	•			•		SuperF-UT VA-XF	HB	36/38	VHM	AlTiN nano	DIN 6527L	6,000 - 25,000	54569	540
	•	○		○		SuperF-UT VA	HA	40/42	VHM	TiAlN	DIN 6527L	4,000 - 20,000	54556	541
	•	○		○		SuperF-UT VA	HB	40/42	VHM	TiAlN	DIN 6527L	4,000 - 20,000	64557	542
	•	○		○		SuperF-UT VA-1K	HB	40/42	VHM	TiAlN	DIN 6527L	6,000 - 20,000	64567	543

SuperF-UT-Fräser Al

			•			SuperF-UT Al	HA	40/42	VHM	blank	DIN 6527L	4,000 - 20,000	74554	544
			•			SuperF-UT Al	HB	40/42	VHM	blank	DIN 6527L	4,000 - 20,000	74555	545
			•			SuperF-UT Al-F	HA	30/29/31	VHM	blank	Werksnorm	6,000 - 25,000	54570	546
			•			SuperF-UT Al-F	HB	29/30/31	VHM	blank	Werksnorm	6,000 - 25,000	54571	547
			•			SuperF-UT Al-3	HA	39/40/41	VHM	blank	Werksnorm	3,000 - 20,000	74552	548
			•			SuperF-UT Al-3	HB	39/40/41	VHM	blank	Werksnorm	3,000 - 20,000	74553	549


Anwendung

Zuordnung nach Werkstoffen

Typ	Katalog-Nr.	Anwendung	Nichteisenmetalle, Aluminium	Stähle	GG, GGG	rost- und säurebest. Stähle	Nickel, Ti- Legierungen	Gehärtete Stähle
SuperF-UT NX	54590 54591	Nuten		optimal				
		Schruppen		optimal				
		Schichten		gut geeignet				
SuperF-UT N	64550 54551 54562 54563 54552	Nuten		gut geeignet			gut geeignet	
		Schruppen		optimal				
		Schichten	gut geeignet	optimal				
		Nuten		optimal			gut geeignet	
SuperF-UT N-F	54566 54567	Schruppen		optimal				
		Schichten					gut geeignet	
		Nuten		optimal			gut geeignet	
SuperF-UT N-3	54564 54565	Nuten		optimal				
		Schruppen		optimal				
		Schichten	gut geeignet	optimal				
SuperF-UT N-5	54579 54580	Nuten		optimal				
		Schruppen		optimal				
		Schichten	optimal	optimal				
SuperF-UT FS	64558 64559	Nuten		optimal				
		Schruppen		optimal				
		Schichten	optimal	optimal				
SuperF-UT Ti	54560 54561	Nuten		optimal			gut geeignet	
		Schruppen		optimal				
		Schichten	gut geeignet	optimal				
SuperF-UT H	54572 54573	Nuten		optimal				
		Schruppen		optimal				
		Schichten		optimal				optimal
SuperF-UT VA-X	54576 54558 54559	Nuten		gut geeignet		gut geeignet		
		Schruppen		optimal		optimal		
		Schichten		gut geeignet		gut geeignet		
SuperF-UT VA-X IK	54574 54575	Nuten		gut geeignet		gut geeignet		
		Schruppen		optimal		optimal		
		Schichten		gut geeignet		gut geeignet		
SuperF-UT VA-XF	54568 54569	Nuten		optimal		optimal		
		Schruppen		optimal		optimal		
		Schichten		gut geeignet		gut geeignet		
SuperF-UT VA	54556 64557 64567	Nuten		gut geeignet	optimal			
		Schruppen		gut geeignet	optimal			
		Schichten		gut geeignet	optimal		gut geeignet	
SuperF-UT AI-3	74552 74553	Nuten	optimal					
		Schruppen	optimal					
		Schichten	optimal					
SuperF-UT AI-F	54570 54571	Nuten	optimal					
		Schruppen	optimal					
		Schichten	optimal					
SuperF-UT AI	74554 74555	Nuten	gut geeignet					
		Schruppen	gut geeignet					
		Schichten	optimal					

optimal gut geeignet

Zuordnung nach Zugfestigkeit



Allgemeine Einsatzempfehlungen

Stock SuperF-UT-Fräser sind für den Einsatz unter optimalen Bearbeitungsbedingungen ausgelegt, d. h.

- hohe Leistungsabgabe der Maschine
- gute Kühlung
- stabile Aufspannung von Werkstück und Werkzeug

Sollten diese Bedingungen nicht oder nur unzureichend gegeben sein, empfehlen wir den Einsatz der SuperF-UT-Fräser mit Schruppschichtprofil.

HPC- und HSC-Bearbeitung sind mit SuperF-UT-Fräsern möglich, weitere Informationen finden Sie auf den folgenden Seiten.

Für die Bearbeitung von Stahlwerkstoffen (normalerweise SuperF-UT N) mit einem Eckradius-Fräser nutzen Sie bitte den SuperF-UT Ti, Katalog-Nr. 54560 oder 54561.

Wir empfehlen Gleichlaufräsen.

Beim Bohren:

- Vorschub v_f (mm/min.) reduzieren
- Bei Bohrtiefen $> 0,5 \times D$ oder beim Übergang zur radialen Bearbeitung zusätzlich entspannen

Achtung: Bruchgefahr durch abrupten Lastanstieg!

Schräges Eintauchen bis 15°-Schräge (bevorzugt):

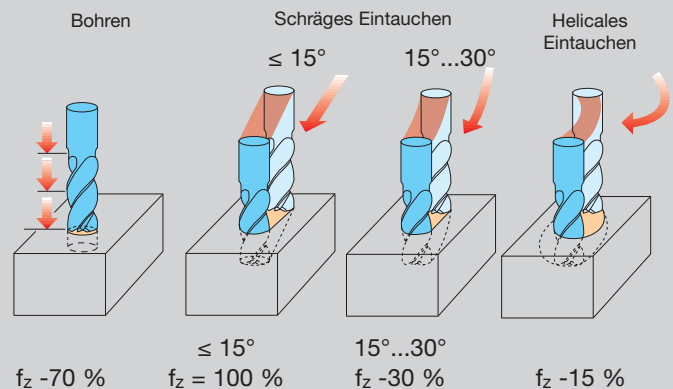
- Vorschub v_f (mm/min.) muss nicht reduziert werden

Schräges Eintauchen mit 15°- bis 30°-Schräge:

- Vorschub v_f (mm/min.) gemäß nebenstehender Grafik reduzieren

Helicales Eintauchen:

- Beim helicalen Eintauchen bzw. Eintauchen auf einer Kreisbahn empfehlen wir eine Zustellung von 0,1 bis 0,2 x D pro Umlauf
- Vorschub v_f (mm/min.) gemäß nebenstehender Grafik reduzieren
- Bohrungsdurchmesser von vorzugsweise 1,8 x D wählen



Allgemeine Formeln:

Drehzahl n [min⁻¹]

$$n = \frac{v_c \cdot 1000}{\pi \cdot D}$$

Vorschubgeschwindigkeit v_f [mm/min]

$$v_f = f_z \cdot n \cdot Z_c$$

f_z = Vorschub pro Zahn [mm/Z]

Z_c = effektive Zähnezahl

D = Werkzeugdurchmesser [mm]

Zeitspanvolumen Q [mm³/min]

$$Q = \frac{a_p \cdot a_e \cdot v_f}{1000}$$

Drehmoment M_c [Nm]

$$M_c = \frac{P_c \cdot 30 \cdot 10^3}{\pi \cdot n}$$

P_c = Schnittleistung [kW]

v_c = Schnittgeschwindigkeit [m/min]

a_p = Schnitttiefe [mm]

a_e = Schnittbreite [mm]

π = Pi



SUPER F-UT NX



RAMPEN

Mit extrem steilen Tauchwinkeln bis 45°
Sehr gute Spanabfuhr

BOHREN

Sehr gute Bohreigenschaften bis 2xD
Kein separates Pilotierwerkzeug notwendig
Ideales Vorbohrwerkzeug für Reibahlen

NUTEN

Hoher Vorschub beim Eintauchen und Nuten
Hohes Zeitspanvolumen und Untermaß für exakte
Passnuten
Hohe Laufruhe und Prozessstabilität

SCHRUPPEN

Durch geringe Leistungsaufnahme auch auf
schwächeren Maschinen einsetzbar
Bis zu 100% höhere Schnittgeschwindigkeit in Stahl
Hohe Zeitspanvolumen

SCHLICHTEN

Konturen mit hoher Oberflächengüte
Bis zu 100% höherer Standweg
Hohe Schnittparameter auch in legierten
Vergütungsstählen

HPC Frässtrategie

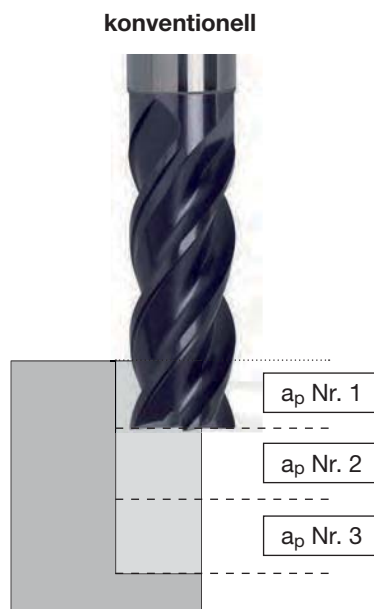
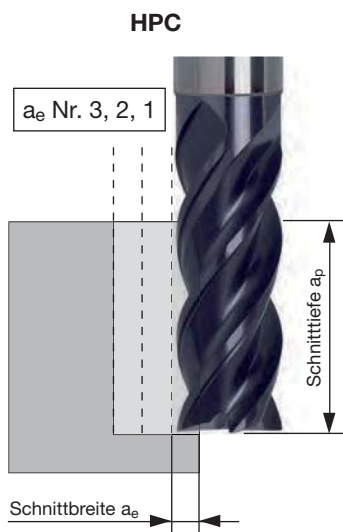
High Performance Cutting (HPC) oder auch **Hochleistungszerspanung** ermöglicht höhere Schnitt- und Vorschubgeschwindigkeiten gegenüber den konventionellen Zerspanungsverfahren sowie größere Schnitttiefen.

Vorteile:

- geringere Belastung an Werkzeug und Maschine durch reduzierte Eingriffsbreite
- niedrige Temperaturen im Zerspanungsprozess
- Nutzung der kompletten Schneidenlänge möglich
- daraus resultierend Erhöhung der Einsatzzeiten

Nachteil:

- dynamische Maschine bei komplexen Werkstückkonturen erforderlich



Schnittwertanpassung HPC-Fräsen

ae	Faktor fz	Faktor v _c	Q in %
100%	1,00	1,00	100
50%	1,00	1,20	59
40%	1,08	1,25	54
30%	1,20	1,30	45
20%	1,48	1,35	39
10%	2,00	1,50	27

Anmerkung:

Als Basisschnittwerte dienen die SuperF-UT-Schnittwerte für das Nuten!

Beispiel:

Werkzeug: SuperF-UT N Ø12, Kat.-Nr. 54551
 Material: 42CrMo4
 Schnittwerte „HPC Grundlageschnittwerte“:
 v_c = 135 m/min
 fz = 0,065 mm/Z

Berechnung:

HPC-Schnittwerte bei 10 % ae:
 v_c = 135 m/min x 1,5 = 203 m/min
 fz = 0,065 mm/Z x 2 = 0,13 mm/Z



F-UT HPC-Fräsen Grundlagenschnittwerte



Stabile Verhältnisse:
 - gute Kühlung
 - ausreichende Leistung
 - kurze Ausspannung

Instabile Verhältnisse:
 - Standardkühlung
 - durchschnittliche Leistung
 - mittlere bis lange Ausspannung

Schnittwertanpassung HPC-Fräsen			
ae	Faktor fz	Faktor Vc	Q in %
100%	1,00	1,00	100
50%	1,00	1,20	59
40%	1,08	1,25	54
30%	1,20	1,30	45
20%	1,48	1,35	39
10%	2,00	1,50	27

Material	Härte / Zugfestigkeit	empf. F-UT Typ	Art der Bedingungen	v _c [m/min]	Vorschub fz [mm/z] bei Nenn-Ø							
					3	6	8	10	12	16	20	25
P Bau- und Automatenstähle, unlegierte Vergütungs- und Einsatzstähle 1.0035 S185, 1.0486 P275N, 1.0345 P235GH, 1.0050, 1.0070, 1.8937 1.0718 11SMnPb30, 1.0736 11SMn37 1.0402 C22, 1.1178 C30E, 1.0503 C45, 1.1191 C30E 1.0301 C10, 1.1121 C10E, 1.1750 C75W, 1.2076 102Cr6, 1.2307 29CrMoV9	bis 850 N/mm ²	N	stabile Verhältnisse	180	0,018	0,035	0,045	0,060	0,070	0,090	0,100	0,150
					N-F	instabile Verhältnisse	180	0,013	0,025	0,032	0,042	0,049
P Automatenstähle, unlegierte Einsatzstähle, Nitrierstähle 1.0727 46 S20, 1.0728 60 S20, 1.0757 46SPb20 1.0601 C60, 1.1221 C60E, 1.7043 38Cr4 1.5752 15NiCr13, 1.7131 16MnCr5, 1.7264 20CrMo5 1.8504 34CrAl6, 1.8519 31CrMoV9, 1.8550 34CrAlNi7	850-1.200 N/mm ²	N	stabile Verhältnisse	160	0,018	0,035	0,045	0,060	0,070	0,090	0,100	0,150
					N-F	instabile Verhältnisse	160	0,013	0,025	0,032	0,042	0,049
P Legierte Vergütungsstähle, Werkzeug- und Schnellarbeitsstähle 1.5131 50MnSi4, 1.7003 38Cr2, 1.7030 28Cr4, 1.5710 36NiCr6, 1.7035 41Cr4, 1.7225 42CrMo4, 1.2080 X210Cr12, 1.2083 X42Cr13, 1.2419 105WCr6, 1.2379 X155CrVMo12-1, 1.3243 S 6-5-2-5, 1.3343 S 6-5-2, 1.3344 S 6-5-3 Federstahl = 1.5026 55Si7, 1.7176 55Cr3, 1.8159 51CrV4	850-1.400 N/mm ²	N	stabile Verhältnisse	135	0,016	0,030	0,040	0,055	0,065	0,080	0,095	0,140
					N-F	instabile Verhältnisse	135	0,011	0,021	0,028	0,039	0,046
H Gehärteter Stahl Werkzeugstahl, Vergütungsstahl, Federstahl, Schnellarbeitsstahl, Einsatzstahl, etc. Z.B.: 1.2344 X40CrMoV5-1; 1.2767 X45NiCrMo4; 1.2379 X155CrVMo12-1; 1.2080 X210Cr12 1.3343 S 6-5-2	bis 54 HRC	N	stabile Verhältnisse	70	0,012	0,025	0,030	0,040	0,045	0,060	0,070	0,100
					N-F	instabile Verhältnisse	70	0,008	0,018	0,021	0,028	0,032
M Rostfreier Stahl 1.4104 X14CrMoS17, 1.4105 X6CrMoS17, 1.4305 X10CrNiS18-9 USA = 303, 410, 420F, 430, 430F	bis 750 N/mm ²	VA-X	stabile Verhältnisse	120	0,015	0,030	0,040	0,050	0,060	0,070	0,090	0,130
					VA-XF	instabile Verhältnisse	120	0,011	0,021	0,028	0,035	0,042
M Rostfreier Stahl 1.4301X5CrNi18-10, 1.4303 X5CrNi18-12 1.4310 XCrNi18-8 USA = 304, 304L, 420	750-850 N/mm ²	VA-X	stabile Verhältnisse	80	0,015	0,025	0,035	0,045	0,050	0,065	0,080	0,120
					VA-XF	instabile Verhältnisse	80	0,011	0,018	0,025	0,032	0,035
M Rostfreier Stahl 1.4438 X2CrNiMo18-15-4, 1.4404 X2CrNiMo17-12-2, 1.4571 X6CrNiTi18-10 USA = 310, 316, 316B, 316L, 317	über 850 N/mm ²	VA-X	stabile Verhältnisse	70	0,012	0,025	0,030	0,040	0,045	0,060	0,070	0,100
					VA-XF	instabile Verhältnisse	70	0,008	0,018	0,021	0,028	0,032
S Sonderlegierungen (Nickelbasis "Ni") Nimonic, Inconel, Monel, Hastelloy	bis 1.300 N/mm ²	Ti	stabile Verhältnisse	30	0,010	0,015	0,020	0,025	0,030	0,040	0,050	0,060
					N-F	instabile Verhältnisse	30	0,007	0,011	0,014	0,018	0,021
Ti Titanlegierungen ("Ti") 3.7024 Ti99,5, 3.7114 TiAl5Sn2,5, 3.7124 TiCu2 3.7154 TiAl6Zr5, 3.7164 TiAl6V4, 3.7184 TiAl4Mo4Sn2,5	bis 1.300 N/mm ²	Ti	stabile Verhältnisse	60	0,015	0,025	0,035	0,045	0,050	0,065	0,080	0,120
					N-F	instabile Verhältnisse	60	0,011	0,018	0,025	0,032	0,035
K Gusseisen, Grauguss, Temperguss und Kugelgraphitguss 0.6010 EN-GL100 (GG10), 0.6020 EN-GJL-200 (GG20), 0.7050 EN-GJS-500-7 (GGG50), 0.8535 EN-GJMW-350-4 (GTW35)	bis 240 HB 30	N	stabile Verhältnisse	160	0,020	0,040	0,050	0,065	0,080	0,095	0,110	0,160
					N-F	instabile Verhältnisse	160	0,014	0,028	0,035	0,046	0,056
K Gusseisen, Grauguss, Temperguss und Kugelgraphitguss 0.6025 EN-GL250 (GG25), 0.6035 EN-GJL-350 (GG35), 0.7070 EN-GJS-700-2 (GGG70), 0.8170 EN-GJMB-700-2 (GTS70)	über 240 HB 30	N	stabile Verhältnisse	140	0,016	0,030	0,040	0,055	0,065	0,080	0,095	0,140
					N-F	instabile Verhältnisse	140	0,011	0,021	0,028	0,039	0,046
N Aluminum, Alu-Knetlegierungen, Alulegierungen 3.0255 Al99,5, 3.2315 AlMgSi1, 3.3515 AlMg1 3.0615 AlMgSiPb, 3.1325 AlCuMg1, 3.3245 AlMg3Si, 3.4365 AlZnMgCu1,5	bis 3% Si	Al	stabile Verhältnisse	500	0,020	0,040	0,050	0,065	0,080	0,095	0,110	0,160
					Al-F	instabile Verhältnisse	500	0,014	0,028	0,035	0,046	0,056
N Aluminum-Gusslegierungen 3.2131 G-AlSi5Cu1, 3.2153 G-AlSi7Cu3, 3.2573 G-AlSi9 3.2581 G-AlSi12, 3.2583 G-AlSi12Cu, - G-AlSi12CuNiMg	über 3% Si	Al	stabile Verhältnisse	230	0,016	0,030	0,040	0,055	0,065	0,080	0,095	0,140
					Al-F	instabile Verhältnisse	230	0,011	0,021	0,028	0,039	0,046
N Magnesium-Legierungen MgMn2, G-MgAl8Zn1, G-MgAl6Zn3	-	Al	stabile Verhältnisse	180	0,016	0,030	0,040	0,055	0,065	0,080	0,095	0,140
					Al-F	instabile Verhältnisse	180	0,011	0,021	0,028	0,039	0,046
N NE-Metalle (Kupfer, Messing oder Messing je kurz- und langspanend) 2.0070 SE-Cu, 2.1020 CuSn6, 2.1096 G-CuSn5ZnPb, 2.0380 CuZn39Pb2, 2.0401 CuZn39Pb3, 2.0410 CuZn43Pb2, 2.0250 CuZn20, 2.0280 CuZn33, 2.0332 CuZn37Pb0,5, 2.1090 CuSn7ZnPb, 2.1170 CuPb5Sn5, 2.1176 CuPb10Sn, 2.0916 CuAl5, 2.0960 CuAl9Mn, 2.1050 CuSn10	bis 850 N/mm ²	Al	stabile Verhältnisse	250	0,015	0,025	0,035	0,045	0,050	0,065	0,080	0,120
					Al-F	instabile Verhältnisse	250	0,011	0,018	0,025	0,032	0,035

$$a_p = 1 \times D - 3 \times D$$

$$a_e = 0,1 \times D - 0,5 \times D$$

F-UT NX für die universelle Fräsbearbeitung



Für optimale Spanabfuhr und Standwege wird Peripheriekühlung empfohlen

EINTAUCHEN UND RAMPEN

Material	Härte / Zugfestigkeit	Rampftiefe (ap max.)	Rampenwinkel	v _c [m/min]	Vorschub fz [mm/z] bei Nenn-Ø							
					4	6	8	10	12	14	16	20
P Bau- und Automatenstähle, unlegierte Vergütungs- und Einsatzstähle 1.0345 P235GH, 1.0050, 1.0503 C45, 1.2076 102Cr6	bis 850 N/mm ²	1xD	45°	270	0,015	0,020	0,030	0,040	0,045	0,050	0,055	0,060
P Automatenstähle, unlegierte Einsatzstähle, Nitrierstähle 1.1221 C60E, 1.7043 38Cr4, 1.7131 16MnCr5, 1.8550 34CrAlNi7	850-1.200 N/mm ²	1xD	45°	240	0,010	0,015	0,020	0,030	0,035	0,040	0,045	0,050
P Legierte Vergütungsstähle, Werkzeug- und Schnellarbeitsstähle 1.7003 38Cr2, 1.5710 36NiCr6, 1.7225 42CrMo4, 1.2419 105WCr6	850-1.400 N/mm ²	1xD	30°	200	0,007	0,010	0,015	0,020	0,025	0,030	0,035	0,040
M Rostfreier Stahl 1.4104 X14CrMoS17, 1.4105 X6CrMoS17, 1.4305 X10CrNiS18-9	bis 750 N/mm ²	1xD	10°	60	0,007	0,010	0,015	0,020	0,025	0,030	0,035	0,040
M Rostfreier Stahl 1.4301X5CrNi18-10, 1.4571 X6CrNi18-10, 1.4404 X2CrNiMo17-12-2	750-950 N/mm ²	0,5xD	5°	50	0,005	0,008	0,012	0,018	0,023	0,026	0,030	0,035
Ti Titanlegierungen ("Ti") 3.7114 TiAl5Sn2,5, 3.7124 TiCu2, 3.7154 TiAl6Zr5, 3.7164 TiAl6V4	bis 1.300 N/mm ²	0,5xD	10°	45	0,005	0,008	0,012	0,018	0,023	0,026	0,030	0,035
K Gusseisen, Grauguss, Temperguss und Kugelgraphitguss 0.6025 EN-GL250 (GG25), 0.7070 EN-GJS-700-2 (GGG70)	über 240 HB	1xD	45°	150	0,015	0,020	0,030	0,040	0,045	0,050	0,055	0,060
N Aluminium, Alu-Knetlegierungen, Alulegierungen 3.0255 Al99,5, 3.2315 AlMgSi1, 3.1325 AlCuMg1, 3.3245 AlMg3Si	bis 3% Si	1xD	30°	180	0,010	0,015	0,020	0,030	0,035	0,040	0,045	0,050
N Aluminium-Gusslegierungen 3.2131 G-AISI5Cu1, 3.2153 G-AISI7Cu3, 3.2573 G-AISI9	über 3% Si	1xD	45°	140	0,015	0,020	0,030	0,040	0,045	0,050	0,055	0,060

NUTEN

Material	Härte / Zugfestigkeit	Schnitttiefe (ap max.)	Schnittbreite (ae max.)	v _c [m/min]	Vorschub fz [mm/z] bei Nenn-Ø							
					4	6	8	10	12	14	16	20
P Bau- und Automatenstähle, unlegierte Vergütungs- und Einsatzstähle 1.0345 P235GH, 1.0050, 1.0503 C45, 1.2076 102Cr6	bis 850 N/mm ²	1xD	1xD	270	0,015	0,025	0,035	0,050	0,055	0,060	0,080	0,100
P Automatenstähle, unlegierte Einsatzstähle, Nitrierstähle 1.1221 C60E, 1.7043 38Cr4, 1.7131 16MnCr5, 1.8550 34CrAlNi7	850-1.200 N/mm ²	1xD	1xD	240	0,015	0,025	0,035	0,050	0,055	0,060	0,080	0,100
P Legierte Vergütungsstähle, Werkzeug- und Schnellarbeitsstähle 1.7003 38Cr2, 1.5710 36NiCr6, 1.7225 42CrMo4, 1.2419 105WCr6	850-1.400 N/mm ²	1xD	1xD	200	0,015	0,025	0,030	0,045	0,050	0,055	0,070	0,085
M Rostfreier Stahl 1.4104 X14CrMoS17, 1.4105 X6CrMoS17, 1.4305 X10CrNiS18-9	bis 750 N/mm ²	1xD	1xD	120	0,015	0,020	0,030	0,045	0,055	0,060	0,065	0,075
M Rostfreier Stahl 1.4301X5CrNi18-10, 1.4571 X6CrNi18-10, 1.4404 X2CrNiMo17-12-2	750-950 N/mm ²	1xD	1xD	80	0,015	0,020	0,025	0,030	0,040	0,050	0,060	0,070
Ti Titanlegierungen ("Ti") 3.7114 TiAl5Sn2,5, 3.7124 TiCu2, 3.7154 TiAl6Zr5, 3.7164 TiAl6V4	bis 1.300 N/mm ²	1xD	1xD	60	0,015	0,020	0,025	0,030	0,040	0,050	0,060	0,070
K Gusseisen, Grauguss, Temperguss und Kugelgraphitguss 0.6025 EN-GL250 (GG25), 0.7070 EN-GJS-700-2 (GGG70)	über 240 HB	1xD	1xD	160	0,015	0,025	0,035	0,050	0,055	0,060	0,080	0,100
N Aluminium, Alu-Knetlegierungen, Alulegierungen 3.0255 Al99,5, 3.2315 AlMgSi1, 3.1325 AlCuMg1, 3.3245 AlMg3Si	bis 3% Si	1xD	1xD	500	0,025	0,030	0,040	0,065	0,080	0,085	0,095	0,110
N Aluminium-Gusslegierungen 3.2131 G-AISI5Cu1, 3.2153 G-AISI7Cu3, 3.2573 G-AISI9	über 3% Si	1xD	1xD	340	0,015	0,020	0,030	0,055	0,065	0,070	0,080	0,100

* beim HSC-Schlichten kann die Schnittgeschwindigkeit um 50% erhöht werden; je nach Oberflächenanforderung Vorschub fz reduzieren
** beim Trochoidal-Fräsen mit ae = 0,1 - 0,2xD können Schnittgeschwindigkeit v_c und Vorschub um 50% erhöht werden.

HPC-SCHRUPPEN UND HSC-SCHLICHTEN

Material	Härte / Zugfestigkeit	Schnitttiefe (ap max.)	Schnittbreite (ae max.)	v _c [m/min]	Vorschub fz [mm/z] bei Nenn-Ø							
					4	6	8	10	12	14	16	20
P Bau- und Automatenstähle, unlegierte Vergütungs- und Einsatzstähle 1.0345 P235GH, 1.0050, 1.0503 C45, 1.2076 102Cr6	bis 850 N/mm ²	2xD	0,4xD	350	0,020	0,030	0,045	0,060	0,075	0,080	0,090	0,110
P Automatenstähle, unlegierte Einsatzstähle, Nitrierstähle 1.1221 C60E, 1.7043 38Cr4, 1.7131 16MnCr5, 1.8550 34CrAlNi7	850-1.200 N/mm ²	2xD	0,4xD	290	0,020	0,030	0,045	0,060	0,075	0,080	0,090	0,110
P Legierte Vergütungsstähle, Werkzeug- und Schnellarbeitsstähle 1.7003 38Cr2, 1.5710 36NiCr6, 1.7225 42CrMo4, 1.2419 105WCr6	850-1.400 N/mm ²	2xD	0,3xD	240	0,015	0,025	0,030	0,050	0,065	0,075	0,085	0,100
M Rostfreier Stahl 1.4104 X14CrMoS17, 1.4105 X6CrMoS17, 1.4305 X10CrNiS18-9	bis 750 N/mm ²	2xD	0,3xD	140	0,020	0,025	0,035	0,055	0,065	0,070	0,080	0,090
M Rostfreier Stahl 1.4301X5CrNi18-10, 1.4571 X6CrNi18-10, 1.4404 X2CrNiMo17-12-2	750-950 N/mm ²	2xD	0,25xD	120	0,015	0,020	0,030	0,040	0,050	0,060	0,065	0,075
Ti Titanlegierungen ("Ti") 3.7114 TiAl5Sn2,5, 3.7124 TiCu2, 3.7154 TiAl6Zr5, 3.7164 TiAl6V4	bis 1.300 N/mm ²	2xD	0,4xD	120	0,015	0,020	0,030	0,040	0,050	0,060	0,065	0,075
K Gusseisen, Grauguss, Temperguss und Kugelgraphitguss 0.6025 EN-GL250 (GG25), 0.7070 EN-GJS-700-2 (GGG70)	über 240 HB	2xD	0,4xD	180	0,020	0,030	0,045	0,060	0,075	0,080	0,090	0,110
N Aluminium, Alu-Knetlegierungen, Alulegierungen 3.0255 Al99,5, 3.2315 AlMgSi1, 3.1325 AlCuMg1, 3.3245 AlMg3Si	bis 3% Si	2xD	0,5xD	600	0,025	0,040	0,060	0,080	0,100	0,110	0,120	0,150
N Aluminium-Gusslegierungen 3.2131 G-AISI5Cu1, 3.2153 G-AISI7Cu3, 3.2573 G-AISI9	über 3% Si	2xD	0,4xD	420	0,020	0,030	0,045	0,060	0,075	0,080	0,090	0,110

BOHREN

Material	Härte / Zugfestigkeit	Bohrtiefe (ap max.)	entspänen ab 1xD	v _c [m/min]	Vorschub fz [mm/z] bei Nenn-Ø							
					4	6	8	10	12	14	16	20
P Bau- und Automatenstähle, unlegierte Vergütungs- und Einsatzstähle 1.0345 P235GH, 1.0050, 1.0503 C45, 1.2076 102Cr6	bis 850 N/mm ²	2xD	Ja	270	0,015	0,020	0,030	0,040	0,045	0,045	0,050	0,060
P Automatenstähle, unlegierte Einsatzstähle, Nitrierstähle 1.1221 C60E, 1.7043 38Cr4, 1.7131 16MnCr5, 1.8550 34CrAlNi7	850-1.200 N/mm ²	2xD	Ja	240	0,010	0,015	0,020	0,035	0,040	0,040	0,045	0,050
P Legierte Vergütungsstähle, Werkzeug- und Schnellarbeitsstähle 1.7003 38Cr2, 1.5710 36NiCr6, 1.7225 42CrMo4, 1.2419 105WCr6	850-1.400 N/mm ²	1xD	-	200	0,005	0,010	0,015	0,025	0,030	0,030	0,035	0,040
K Gusseisen, Grauguss, Temperguss und Kugelgraphitguss 0.6025 EN-GL250 (GG25), 0.7070 EN-GJS-700-2 (GGG70)	über 240 HB	2xD	Ja	150	0,015	0,020	0,030	0,040	0,045	0,045	0,050	0,060
N Aluminium, Alu-Knetlegierungen, Alulegierungen 3.0255 Al99,5, 3.2315 AlMgSi1, 3.1325 AlCuMg1, 3.3245 AlMg3Si	bis 3% Si	1xD	-	180	0,010	0,015	0,020	0,035	0,040	0,040	0,045	0,050
N Aluminium-Gusslegierungen 3.2131 G-AISI5Cu1, 3.2153 G-AISI7Cu3, 3.2573 G-AISI9	über 3% Si	1xD	-	140	0,015	0,020	0,030	0,040	0,045	0,045	0,050	0,060

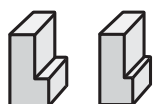
F-UT Schlichtfräsen / Feinstschlichten



Stabile Verhältnisse:
 - gute Kühlung
 - ausreichende Leistung
 - kurze Ausspannung

* Fräswerkzeug #54207, #54227 zum Feinstschlichten in gehärteten Stählen > 54 HRC.

Material	Härte / Zugfestigkeit	empf. F-UT Typ	Art der Bedingungen	v _c [m/min]	Vorschub fz [mm/z] bei Nenn-Ø							
					3	6	8	10	12	16	20	25
P Bau- und Automatenstähle, unlegierte Vergütungs- und Einsatzstähle 1.0035 S185, 1.0486 P275N, 1.0345 P235GH, 1.0050, 1.0070, 1.8937 1.0718 11SMnPb30, 1.0736 11SMn37 1.0402 C22, 1.1178 C30E, 1.0503 C45, 1.1191 C30E 1.0301 C10, 1.1121 C10E, 1.1750 C75W, 1.2076 102Cr6, 1.2307 29CrMoV9	bis 850 N/mm ²	N / FS	stabile Verhältnisse	280	0,016	0,030	0,040	0,055	0,065	0,080	0,095	0,140
			instabile Verhältnisse	-								
P Automatenstähle, unlegierte Einsatzstähle, Nitrierstähle 1.0727 46 S20, 1.0728 60 S20, 1.0757 46SPb20 1.0601 C60, 1.1221 C60E, 1.7043 38Cr4 1.5752 15NiCr13, 1.7131 16MnCr5, 1.7264 20CrMo5 1.8504 34CrAl6, 1.8519 31CrMoV9, 1.8550 34CrAlNi7	850-1.200 N/mm ²	N / FS	stabile Verhältnisse	220	0,016	0,030	0,040	0,055	0,065	0,080	0,095	0,140
			instabile Verhältnisse	-								
P Legierte Vergütungsstähle, Werkzeug- und Schnellarbeitsstähle 1.5131 50MnSi4, 1.7003 38Cr2, 1.7030 28Cr4, 1.5710 36NiCr6, 1.7035 41Cr4, 1.7225 42CrMo4, 1.2080 X210Cr12, 1.2083 X42Cr13, 1.2419 105WCr6, 1.2379 X155CrVMo12-1, 1.3243 S 6-5-2-5, 1.3343 S 6-5-2, 1.3344 S 6-5-3 Federstahl = 1.5026 55Si7, 1.7176 55Cr3, 1.8159 51CrV4	850-1.400 N/mm ²	N / FS	stabile Verhältnisse	200	0,015	0,030	0,040	0,050	0,060	0,070	0,090	0,130
			instabile Verhältnisse	-								
H Gehärteter Stahl Werkzeugstahl, Vergütungstahl, Federstahl, Schnellarbeitsstahl, Einsatzstahl, etc. Z.B.: 1.2344 X40CrMoV5-1; 1.2767 X45NiCrMo4; 1.2379 X155CrVMo12-1; 1.2080 X210Cr12 1.3343 S 6-5-2	bis 54 HRC	N / FS	stabile Verhältnisse	150	0,015	0,030	0,040	0,050	0,060	0,070	0,090	0,130
			instabile Verhältnisse	110	0,007	0,017	0,024	0,030	0,036	0,045	0,057	0,065
M Rostfreier Stahl 1.4104 X14CrMoS17, 1.4105 X6CrMoS17, 1.4305 X10CrNiS18-9 USA = 303, 410, 420F, 430, 430F	bis 750 N/mm ²	VA-X / FS	stabile Verhältnisse	180	0,016	0,030	0,040	0,055	0,065	0,080	0,095	0,140
			instabile Verhältnisse	-								
M Rostfreier Stahl 1.4301X5CrNi18-10, 1.4303 X5CrNi18-12 1.4310 XCrNi18-8 USA = 304, 304L, 420	750-850 N/mm ²	VA-X / FS	stabile Verhältnisse	140	0,015	0,030	0,040	0,050	0,060	0,070	0,090	0,130
			instabile Verhältnisse	-								
M Rostfreier Stahl 1.4438 X2CrNiMo18-15-4, 1.4404 X2CrNiMo17-12-2, 1.4571 X6CrNiTi18-10 USA = 310, 316, 316B, 316L, 317	über 850 N/mm ²	VA-X / FS	stabile Verhältnisse	120	0,015	0,025	0,035	0,045	0,050	0,065	0,080	0,120
			instabile Verhältnisse	-								
S Sonderlegierungen (Nickelbasis "Ni") Nimonic, Inconel, Monel, Hastelloy	bis 1.300 N/mm ²	N / FS	stabile Verhältnisse	45	0,015	0,025	0,035	0,045	0,050	0,065	0,080	0,120
			instabile Verhältnisse	-								
Ti Titanlegierungen ("Ti") 3.7024 Ti99,5, 3.7114 TiAl5Sn2,5, 3.7124 TiCu2 3.7154 TiAl6Zr5, 3.7164 TiAl6V4, 3.7184 TiAl4Mo4Sn2,5	bis 1.300 N/mm ²	N / FS	stabile Verhältnisse	130	0,016	0,030	0,040	0,055	0,065	0,080	0,095	0,140
			instabile Verhältnisse	-								
K Gusseisen, Grauguss, Temperguss und Kugelgraphitguss 0.6010 EN-GL100 (GG10), 0.6020 EN-GJL-200 (GG20), 0.7050 EN-GJS-500-7 (GGG50), 0.8535 EN-GJMW-350-4 (GTW35)	bis 240 HB 30	N / FS	stabile Verhältnisse	220	0,018	0,035	0,045	0,060	0,070	0,090	0,100	0,150
			instabile Verhältnisse	-								
K Gusseisen, Grauguss, Temperguss und Kugelgraphitguss 0.6025 EN-GL250 (GG25), 0.6035 EN-GJL-350 (GG35), 0.7070 EN-GJS-700-2 (GGG70), 0.8170 EN-GJMB-700-2 (GTS70)	über 240 HB 30	N / FS	stabile Verhältnisse	200	0,018	0,035	0,045	0,060	0,070	0,090	0,100	0,150
			instabile Verhältnisse	-								
N Aluminium, Alu-Knetlegierungen, Alulegierungen 3.0255 Al99,5, 3.2315 AlMgSi1, 3.3515 AlMg1 3.0615 AlMgSiPb, 3.1325 AlCuMg1, 3.3245 AlMg3Si, 3.4365 AlZnMgCu1,5	bis 3% Si	Al / FS	stabile Verhältnisse	1000	0,018	0,035	0,045	0,060	0,070	0,090	0,100	0,150
			instabile Verhältnisse	-								
N Aluminium-Gusslegierungen 3.2131 G-AlSi5Cu1, 3.2153 G-AlSi7Cu3, 3.2573 G-AlSi9 3.2581 G-AlSi12, 3.2583 G-AlSi12Cu, - G-AlSi12CuNiMg	über 3% Si	Al / FS	stabile Verhältnisse	350	0,018	0,035	0,045	0,060	0,070	0,090	0,100	0,150
			instabile Verhältnisse	-								
N Magnesium-Legierungen MgMn2, G-MgAl8Zn1, G-MgAl6Zn3	-	Al / FS	stabile Verhältnisse	280	0,018	0,035	0,045	0,060	0,070	0,090	0,100	0,150
			instabile Verhältnisse	-								
N NE-Metalle (Kupfer, Messing oder Messing je kurz- und langspanend) 2.0070 SE-Cu, 2.1020 CuSn6, 2.1096 G-CuSn5ZnPb, 2.0380 CuZn39Pb2, 2.0401 CuZn39Pb3, 2.0410 CuZn43Pb2, 2.0250 CuZn20, 2.0280 CuZn33, 2.0332 CuZn37Pb0,5, 2.1090 CuSn7ZnPb, 2.1170 CuPb5Sn5, 2.1176 CuPb10Sn, 2.0916 CuAl5, 2.0960 CuAl9Mn, 2.1050 CuSn10	bis 850 N/mm ²	N / FS	stabile Verhältnisse	400	0,016	0,030	0,040	0,055	0,065	0,080	0,095	0,140
			instabile Verhältnisse	-								



Schlichtfräsen:
 $a_p = 1 \times D - 2 \times D$
 $a_e = 0,1 \times D - 0,3 \times D$



Feinstschlichten:
 $a_p = 1 \times D - 3 \times D$
 $a_e = 0,05 \times D - 0,1 \times D$

F-UT Schruppfräsen



Stabile Verhältnisse:
 - gute Kühlung
 - ausreichende Leistung
 - kurze Ausspannung

Instabile Verhältnisse:
 - Standardkühlung
 - durchschnittliche Leistung
 - mittlere bis lange Ausspannung

Material	Härte / Zugfestigkeit	empf. F-UT Typ	Art der Bedingungen	v _c [m/min]	Vorschub fz [mm/z] bei Nenn-Ø							
					3	6	8	10	12	16	20	25
P Bau- und Automatenstähle, unlegierte Vergütungs- und Einsatzstähle 1.0035 S185, 1.0486 P275N, 1.0345 P235GH, 1.0050, 1.0070, 1.8937 1.0718 11SMnPb30, 1.0736 11SMn37 1.0402 C22, 1.1178 C30E, 1.0503 C45, 1.1191 C30E 1.0301 C10, 1.1121 C10E, 1.1750 C75W, 1.2076 102Cr6, 1.2307 29CrMoV9	bis 850 N/mm ²	N	stabile Verhältnisse	200	0,020	0,040	0,055	0,070	0,085	0,100	0,120	0,170
		N-F	instabile Verhältnisse	200	0,014	0,028	0,039	0,049	0,060	0,070	0,084	0,119
P Automatenstähle, unlegierte Einsatzstähle, Nitrierstähle 1.0727 46 S20, 1.0728 60 S20, 1.0757 46SPb20 1.0601 C60, 1.1221 C60E, 1.7043 38Cr4 1.5752 15NiCr13, 1.7131 16MnCr5, 1.7264 20CrMo5 1.8504 34CrAl6, 1.8519 31CrMoV9, 1.8550 34CrAlNi7	850-1.200 N/mm ²	N	stabile Verhältnisse	180	0,020	0,040	0,055	0,070	0,085	0,100	0,120	0,170
		N-F	instabile Verhältnisse	180	0,014	0,028	0,039	0,049	0,060	0,070	0,084	0,119
P Legierte Vergütungsstähle, Werkzeug- und Schnellarbeitsstähle 1.5131 50MnSi4, 1.7003 38Cr2, 1.7030 28Cr4, 1.5710 36NiCr6, 1.7035 41Cr4, 1.7225 42CrMo4, 1.2080 X210Cr12, 1.2083 X42Cr13, 1.2419 105WCr6, 1.2379 X155CrVMo12-1, 1.3243 S 6-5-2-5, 1.3343 S 6-5-2, 1.3344 S 6-5-3 Federstahl = 1.5026 55Si7, 1.7176 55Cr3, 1.8159 51CrV4	850-1.400 N/mm ²	N	stabile Verhältnisse	160	0,020	0,040	0,050	0,065	0,080	0,095	0,110	0,160
		N-F	instabile Verhältnisse	160	0,014	0,028	0,035	0,046	0,056	0,067	0,077	0,112
H Gehärteter Stahl Werkzeugstahl, Vergütungstahl, Federstahl, Schnellarbeitsstahl, Einsatzstahl, etc. Z.B.: 1.2344 X40CrMoV5-1; 1.2767 X45NiCrMo4; 1.2379 X155CrVMo12-1; 1.2080 X210Cr12 1.3343 S 6-5-2	bis 54 HRC	N	stabile Verhältnisse	110	0,015	0,025	0,035	0,045	0,050	0,065	0,080	0,120
		N-F	instabile Verhältnisse	110	0,011	0,018	0,025	0,032	0,035	0,046	0,056	0,084
M Rostfreier Stahl 1.4104 X14CrMoS17, 1.4105 X6CrMoS17, 1.4305 X10CrNiS18-9 USA = 303, 410, 420F, 430, 430F	bis 750 N/mm ²	VA-X	stabile Verhältnisse	140	0,018	0,035	0,045	0,060	0,070	0,090	0,100	0,150
		VA-XF	instabile Verhältnisse	140	0,013	0,025	0,032	0,042	0,049	0,063	0,070	0,105
M Rostfreier Stahl 1.4301X5CrNi18-10, 1.4303 X5CrNi18-12 1.4310 XCrNi18-8 USA = 304, 304L, 420	750-850 N/mm ²	VA-X	stabile Verhältnisse	120	0,016	0,030	0,040	0,055	0,065	0,080	0,095	0,140
		VA-XF	instabile Verhältnisse	120	0,011	0,021	0,028	0,039	0,046	0,056	0,067	0,098
M Rostfreier Stahl 1.4438 X2CrNiMo18-15-4, 1.4404 X2CrNiMo17-12-2, 1.4571 X6CrNiTi18-10 USA = 310, 316, 316B, 316L, 317	über 850 N/mm ²	VA-X	stabile Verhältnisse	100	0,015	0,025	0,035	0,045	0,050	0,065	0,080	0,120
		VA-XF	instabile Verhältnisse	100	0,011	0,018	0,025	0,032	0,035	0,046	0,056	0,084
S Sonderlegierungen (Nickelbasis "Ni") Nimonic, Inconel, Monel, Hastelloy	bis 1.300 N/mm ²	Ti	stabile Verhältnisse	35	0,010	0,020	0,030	0,035	0,040	0,055	0,065	0,080
		N-F	instabile Verhältnisse	35	0,007	0,014	0,021	0,025	0,028	0,039	0,046	0,056
Ti Titanlegierungen ("Ti") 3.7024 Ti99,5, 3.7114 TiAl5Sn2,5, 3.7124 TiCu2 3.7154 TiAl6Zr5, 3.7164 TiAl6V4, 3.7184 TiAl4Mo4Sn2,5	bis 1.300 N/mm ²	Ti	stabile Verhältnisse	90	0,016	0,030	0,040	0,055	0,065	0,080	0,095	0,140
		N-F	instabile Verhältnisse	90	0,011	0,021	0,028	0,039	0,046	0,056	0,067	0,098
K Gusseisen, Grauguss, Temperguss und Kugelgraphitguss 0.6010 EN-GL100 (GG10), 0.6020 EN-GJL-200 (GG20), 0.7050 EN-GJS-500-7 (GGG50), 0.8535 EN-GJMW-350-4 (GTW35)	bis 240 HB 30	N	stabile Verhältnisse	180	0,020	0,040	0,055	0,070	0,085	0,100	0,120	0,170
		N-F	instabile Verhältnisse	180	0,014	0,028	0,039	0,049	0,060	0,070	0,084	0,119
K Gusseisen, Grauguss, Temperguss und Kugelgraphitguss 0.6025 EN-GL250 (GG25), 0.6035 EN-GJL-350 (GG35), 0.7070 EN-GJS-700-2 (GGG70), 0.8170 EN-GJMB-700-2 (GTS70)	über 240 HB 30	N	stabile Verhältnisse	160	0,020	0,040	0,050	0,065	0,080	0,095	0,110	0,160
		N-F	instabile Verhältnisse	160	0,014	0,028	0,035	0,046	0,056	0,067	0,077	0,112
N Aluminum, Alu-Knetlegierungen, Alulegierungen 3.0255 Al99,5, 3.2315 AlMgSi1, 3.3515 AlMg1 3.0615 AlMgSiPb, 3.1325 AlCuMg1, 3.3245 AlMg3Si, 3.4365 AlZnMgCu1,5	bis 3% Si	Al	stabile Verhältnisse	600	0,020	0,040	0,055	0,070	0,085	0,100	0,120	0,170
		Al-F	instabile Verhältnisse	600	0,014	0,028	0,039	0,049	0,060	0,070	0,084	0,119
N Aluminum-Gusslegierungen 3.2131 G-AlSi5Cu1, 3.2153 G-AlSi7Cu3, 3.2573 G-AlSi9 3.2581 G-AlSi12, 3.2583 G-AlSi12Cu, - G-AlSi12CuNiMg	über 3% Si	Al	stabile Verhältnisse	280	0,020	0,040	0,050	0,065	0,080	0,095	0,110	0,160
		Al-F	instabile Verhältnisse	280	0,014	0,028	0,035	0,046	0,056	0,067	0,077	0,112
N Magnesium-Legierungen MgMn2, G-MgAl8Zn1, G-MgAl6Zn3	-	Al	stabile Verhältnisse	220	0,020	0,040	0,050	0,065	0,080	0,095	0,110	0,160
		Al-F	instabile Verhältnisse	220	0,014	0,028	0,035	0,046	0,056	0,067	0,077	0,112
N NE-Metalle (Kupfer, Messing oder Messing je kurz- und langspanend) 2.0070 SE-Cu, 2.1020 CuSn6, 2.1096 G-CuSn5ZnPb, 2.0380 CuZn39Pb2, 2.0401 CuZn39Pb3, 2.0410 CuZn43Pb2, 2.0250 CuZn20, 2.0280 CuZn33, 2.0332 CuZn37Pb0,5, 2.1090 CuSn7ZnPb, 2.1170 CuPb5Sn5, 2.1176 CuPb10Sn, 2.0916 CuAl5, 2.0960 CuAl9Mn, 2.1050 CuSn10	bis 850 N/mm ²	Al	stabile Verhältnisse	300	0,016	0,030	0,040	0,055	0,065	0,080	0,095	0,140
		Al-F	instabile Verhältnisse	300	0,011	0,021	0,028	0,039	0,046	0,056	0,067	0,098



$$a_p \leq 1 \times D \quad a_p = 1 \times D - 2 \times D$$

$$a_e = 0,5 - 0,9 \times D \quad f_z = 70\%$$

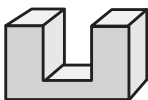
F-UT Nutenfräsen



Stabile Verhältnisse:
 - gute Kühlung
 - ausreichende Leistung
 - kurze Ausspannung

Instabile Verhältnisse:
 - Standardkühlung
 - durchschnittliche Leistung
 - mittlere bis lange Ausspannung

Material	Härte / Zugfestigkeit	empf. F-UT Typ	Art der Bedingungen	v _c [m/min]	Vorschub fz [mm/z] bei Nenn-Ø							
					3	6	8	10	12	16	20	25
P Bau- und Automatenstähle, unlegierte Vergütungs- und Einsatzstähle 1.0035 S185, 1.0486 P275N, 1.0345 P235GH, 1.0050, 1.0070, 1.8937 1.0718 11SMnPb30, 1.0736 11SMn37 1.0402 C22, 1.1178 C30E, 1.0503 C45, 1.1191 C30E 1.0301 C10, 1.1121 C10E, 1.1750 C75W, 1.2076 102Cr6, 1.2307 29CrMoV9	bis 850 N/mm ²	N-3	stabile Verhältnisse	180	0,018	0,035	0,045	0,060	0,070	0,090	0,100	0,150
		N-F	instabile Verhältnisse	180	0,013	0,025	0,032	0,042	0,049	0,063	0,070	0,105
P Automatenstähle, unlegierte Einsatzstähle, Nitrierstähle 1.0727 46 S20, 1.0728 60 S20, 1.0757 46SPb20 1.0601 C60, 1.1221 C60E, 1.7043 38Cr4 1.5752 15NiCr13, 1.7131 16MnCr5, 1.7264 20CrMo5 1.8504 34CrAl6, 1.8519 31CrMoV9, 1.8550 34CrAlNi7	850-1.200 N/mm ²	N-3	stabile Verhältnisse	160	0,018	0,035	0,045	0,060	0,070	0,090	0,100	0,150
		N-F	instabile Verhältnisse	160	0,013	0,025	0,032	0,042	0,049	0,063	0,070	0,105
P Legierte Vergütungsstähle, Werkzeug- und Schnellarbeitsstähle 1.5131 50MnSi4, 1.7003 38Cr2, 1.7030 28Cr4, 1.5710 36NiCr6, 1.7035 41Cr4, 1.7225 42CrMo4, 1.2080 X210Cr12, 1.2083 X42Cr13, 1.2419 105WCr6, 1.2379 X155CrVMo12-1, 1.3243 S 6-5-2-5, 1.3343 S 6-5-2, 1.3344 S 6-5-3 Federstahl = 1.5026 55Si7, 1.7176 55Cr3, 1.8159 51CrV4	850-1.400 N/mm ²	N-3	stabile Verhältnisse	135	0,016	0,030	0,040	0,055	0,065	0,080	0,095	0,140
		N-F	instabile Verhältnisse	135	0,011	0,021	0,028	0,039	0,046	0,056	0,067	0,098
H Gehärteter Stahl Werkzeugstahl, Vergütungstahl, Federstahl, Schnellarbeitsstahl, Einsatzstahl, etc. Z.B.: 1.2344 X40CrMoV5-1; 1.2767 X45NiCrMo4; 1.2379 X155CrVMo12-1; 1.2080 X210Cr12 1.3343 S 6-5-2	bis 54 HRC	N-3	stabile Verhältnisse	70	0,012	0,025	0,030	0,040	0,045	0,060	0,070	0,100
		N-F	instabile Verhältnisse	70	0,008	0,018	0,021	0,028	0,032	0,042	0,049	0,070
M Rostfreier Stahl 1.4104 X14CrMoS17, 1.4105 X6CrMoS17, 1.4305 X10CrNiS18-9 USA = 303, 410, 420F, 430, 430F	bis 750 N/mm ²	VA-X	stabile Verhältnisse	120	0,015	0,030	0,040	0,050	0,060	0,070	0,090	0,130
		VA-XF	instabile Verhältnisse	120	0,011	0,021	0,028	0,035	0,042	0,049	0,063	0,091
M Rostfreier Stahl 1.4301X5CrNi18-10, 1.4303 X5CrNi18-12 1.4310 XCrNi18-8 USA = 304, 304L, 420	750-850 N/mm ²	VA-X	stabile Verhältnisse	80	0,015	0,025	0,035	0,045	0,050	0,065	0,080	0,120
		VA-XF	instabile Verhältnisse	80	0,011	0,018	0,025	0,032	0,035	0,046	0,056	0,084
M Rostfreier Stahl 1.4438 X2CrNiMo18-15-4, 1.4404 X2CrNiMo17-12-2, 1.4571 X6CrNiTi18-10 USA = 310, 316, 316B, 316L, 317	über 850 N/mm ²	VA-X	stabile Verhältnisse	70	0,012	0,025	0,030	0,040	0,045	0,060	0,070	0,100
		VA-XF	instabile Verhältnisse	70	0,008	0,018	0,021	0,028	0,032	0,042	0,049	0,070
S Sonderlegierungen (Nickelbasis "Ni") Nimonic, Inconel, Monel, Hastelloy	bis 1.300 N/mm ²	Ti	stabile Verhältnisse	30	0,010	0,015	0,020	0,025	0,030	0,040	0,050	0,060
		N-F	instabile Verhältnisse	30	0,007	0,011	0,014	0,018	0,021	0,028	0,035	0,042
Ti Titanlegierungen ("Ti") 3.7024 Ti99,5, 3.7114 TiAl5Sn2,5, 3.7124 TiCu2 3.7154 TiAl6Zr5, 3.7164 TiAl6V4, 3.7184 TiAl4Mo4Sn2,5	bis 1.300 N/mm ²	Ti	stabile Verhältnisse	60	0,015	0,025	0,035	0,045	0,050	0,065	0,080	0,120
		N-F	instabile Verhältnisse	60	0,011	0,018	0,025	0,032	0,035	0,046	0,056	0,084
K Gusseisen, Grauguss, Temperguss und Kugelgraphitguss 0.6010 EN-GL100 (GG10), 0.6020 EN-GJL-200 (GG20), 0.7050 EN-GJS-500-7 (GGG50), 0.8535 EN-GJMW-350-4 (GTW35)	bis 240 HB 30	N	stabile Verhältnisse	160	0,020	0,040	0,050	0,065	0,080	0,095	0,110	0,160
		N-F	instabile Verhältnisse	160	0,014	0,028	0,035	0,046	0,056	0,067	0,077	0,112
K Gusseisen, Grauguss, Temperguss und Kugelgraphitguss 0.6025 EN-GL250 (GG25), 0.6035 EN-GJL-350 (GG35), 0.7070 EN-GJS-700-2 (GGG70), 0.8170 EN-GJMB-700-2 (GTS70)	über 240 HB 30	N	stabile Verhältnisse	140	0,016	0,030	0,040	0,055	0,065	0,080	0,095	0,140
		N-F	instabile Verhältnisse	140	0,011	0,021	0,028	0,039	0,046	0,056	0,067	0,098
N Aluminum, Alu-Knetlegierungen, Alulegierungen 3.0255 Al99,5, 3.2315 AlMgSi1, 3.3515 AlMg1 3.0615 AlMgSiPb, 3.1325 AlCuMg1, 3.3245 AlMg3Si, 3.4365 AlZnMgCu1,5	bis 3% Si	Al-3	stabile Verhältnisse	500	0,020	0,040	0,050	0,065	0,080	0,095	0,110	0,160
		Al-F	instabile Verhältnisse	500	0,014	0,028	0,035	0,046	0,056	0,067	0,077	0,112
N Aluminum-Gusslegierungen 3.2131 G-AlSi5Cu1, 3.2153 G-AlSi7Cu3, 3.2573 G-AlSi9 3.2581 G-AlSi12, 3.2583 G-AlSi12Cu, - G-AlSi12CuNiMg	über 3% Si	Al-3	stabile Verhältnisse	230	0,016	0,030	0,040	0,055	0,065	0,080	0,095	0,140
		Al-F	instabile Verhältnisse	230	0,011	0,021	0,028	0,039	0,046	0,056	0,067	0,098
N Magnesium-Legierungen MgMn2, G-MgAl8Zn1, G-MgAl6Zn3	-	Al-3	stabile Verhältnisse	180	0,016	0,030	0,040	0,055	0,065	0,080	0,095	0,140
		Al-F	instabile Verhältnisse	180	0,011	0,021	0,028	0,039	0,046	0,056	0,067	0,098
N NE-Metalle (Kupfer, Messing oder Messing je kurz- und langspanend) 2.0070 SE-Cu, 2.1020 CuSn6, 2.1096 G-CuSn5ZnPb, 2.0380 CuZn39Pb2, 2.0401 CuZn39Pb3, 2.0410 CuZn43Pb2, 2.0250 CuZn20, 2.0280 CuZn33, 2.0332 CuZn37Pb0,5, 2.1090 CuSn7ZnPb, 2.1170 CuPb5Sn5, 2.1176 CuPb10Sn, 2.0916 CuAl5, 2.0960 CuAl9Mn, 2.1050 CuSn10	bis 850 N/mm ²	Al-3	stabile Verhältnisse	250	0,015	0,025	0,035	0,045	0,050	0,065	0,080	0,120
		Al-F	instabile Verhältnisse	250	0,011	0,018	0,025	0,032	0,035	0,046	0,056	0,084



$$a_p = 0,5 \times D - 1 \times D \quad a_p = 1 \times D - 2 \times D$$

$$a_e = 1 \times D \quad f_z = 70\%$$

SuperF-UT-Fräser

SuperF-UT-Fräser NX

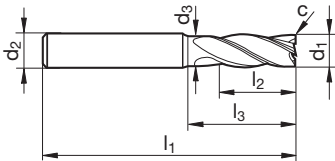


Katalog-Nr. 54590



P	M	K	N	S	H	Arbeitsrichtwerte Seite 513-517
•	•	•	•	•		

- angepasste Stirn- und Nutengeometrie für höchste Schnittwerte und sehr gute Spanabfuhr
- extrem steile Tauchwinkel bis 45° möglich
- hohe Standzeiten durch hochharte Beschichtung
- hohe Prozesssicherheit bei gleichzeitiger Reduzierung der Bearbeitungszeiten
- bis 1400 N/mm²
- Mikroeckenschutz
- Halsfreischliff
- Zentrumschnitt
- ruhiger, vibrationsfreier Lauf durch ungleiche Drallsteigung



d1 h10 mm	d2 h6 mm	d3 mm	l1 mm	l2 mm	l3 mm	c mm x 45°	Z	Code-Nr.
4,000	6,000	3,700	57,000	11,000	18,000	0,040	4	4,000
5,000	6,000	4,700	57,000	13,000	18,000	0,050	4	5,000
5,700	6,000	5,400	57,000	13,000	20,000	0,060	4	5,700
6,000	6,000	5,500	57,000	13,000	20,000	0,060	4	6,000
7,700	8,000	7,200	63,000	19,000	26,000	0,080	4	7,700
8,000	8,000	7,500	63,000	19,000	26,000	0,080	4	8,000
9,700	10,000	9,200	72,000	22,000	31,000	0,100	4	9,700
10,000	10,000	9,200	72,000	22,000	30,000	0,100	4	10,000
11,700	12,000	10,900	83,000	26,000	35,500	0,120	4	11,700
12,000	12,000	11,200	83,000	26,000	36,000	0,120	4	12,000
13,700	14,000	12,900	83,000	26,000	35,500	0,140	4	13,700
14,000	14,000	13,200	83,000	26,000	36,000	0,140	4	14,000
15,600	16,000	14,800	92,000	32,000	41,400	0,160	4	15,600
16,000	16,000	15,000	92,000	32,000	42,000	0,160	4	16,000
19,500	20,000	18,500	104,000	38,000	51,300	0,200	4	19,500
20,000	20,000	19,000	104,000	38,000	52,000	0,200	4	20,000

SuperF-UT-Fräser

SuperF-UT-Fräser NX

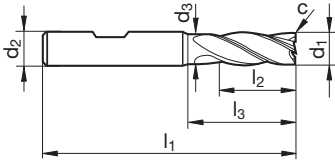


Katalog-Nr. 54591



P	M	K	N	S	H	Arbeitsrichtwerte Seite 513-517
•	•	•	•	•		

- angepasste Stirn- und Nutengeometrie für höchste Schnittwerte und sehr gute Spanabfuhr
- extrem steile Tauchwinkel bis 45° möglich
- hohe Standzeiten durch hochharte Beschichtung
- hohe Prozesssicherheit bei gleichzeitiger Reduzierung der Bearbeitungszeiten
- bis 1400 N/mm²
- Mikroeckenschutz
- Halsfreischliff
- Zentrumschnitt
- ruhiger, vibrationsfreier Lauf durch ungleiche Drallsteigung



d1 h10 mm	d2 h6 mm	d3 mm	l1 mm	l2 mm	l3 mm	c mm x 45°	Z	Code-Nr.
4,000	6,000	3,700	57,000	11,000	18,000	0,040	4	4,000
5,000	6,000	4,700	57,000	13,000	18,000	0,050	4	5,000
5,700	6,000	5,400	57,000	13,000	20,000	0,060	4	5,700
6,000	6,000	5,500	57,000	13,000	20,000	0,060	4	6,000
7,700	8,000	7,200	63,000	19,000	26,000	0,080	4	7,700
8,000	8,000	7,500	63,000	19,000	26,000	0,080	4	8,000
9,700	10,000	9,200	72,000	22,000	31,000	0,100	4	9,700
10,000	10,000	9,200	72,000	22,000	30,000	0,100	4	10,000
11,700	12,000	10,900	83,000	26,000	35,500	0,120	4	11,700
12,000	12,000	11,200	83,000	26,000	36,000	0,120	4	12,000
13,700	14,000	12,900	83,000	26,000	35,500	0,140	4	13,700
14,000	14,000	13,200	83,000	26,000	36,000	0,140	4	14,000
15,600	16,000	14,800	92,000	32,000	41,400	0,160	4	15,600
16,000	16,000	15,000	92,000	32,000	42,000	0,160	4	16,000
19,500	20,000	18,500	104,000	38,000	51,300	0,200	4	19,500
20,000	20,000	19,000	104,000	38,000	52,000	0,200	4	20,000

SuperF-UT-Fräser

SuperF-UT-Fräser N



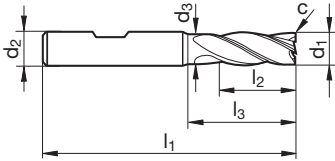
Katalog-Nr. 64550



P	M	K	N	S	H
•		•			

Arbeitsrichtwerte
Seite 513-517

- universell einsetzbar
- kurze stabile Ausführung
- bis 1600 N/mm²
- Mikroeckenschutz
- Halsfreischliff
- Zentrumschnitt
- ruhiger, vibrationsfreier Lauf durch ungleiche Drallsteigung



d1 mm	d2 mm	d3 mm	l1 mm	l2 mm	l3 mm	c mm x 45°	Z	Code-Nr.
6,000	6,000	5,500	54,000	10,000	17,000	0,150	4	6,000
8,000	8,000	7,500	58,000	12,000	21,000	0,150	4	8,000
10,000	10,000	9,200	66,000	14,000	24,000	0,200	4	10,000
12,000	12,000	11,200	73,000	16,000	26,000	0,200	4	12,000
14,000	14,000	13,200	75,000	18,000	28,000	0,250	4	14,000
16,000	16,000	15,000	82,000	22,000	32,000	0,350	4	16,000
18,000	18,000	17,000	84,000	24,000	34,000	0,400	4	18,000
20,000	20,000	19,000	92,000	26,000	40,000	0,450	4	20,000

SuperF-UT-Fräser

SuperF-UT-Fräser N



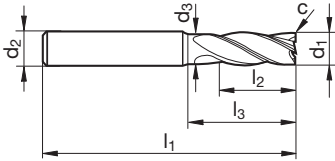
Katalog-Nr. 54551



P	M	K	N	S	H
•		•			

Arbeitsrichtwerte
Seite 513-517

- universell einsetzbar
- bis 1600 N/mm²
- Mikroeckenschutz
- Halsfreischliff
- Zentrumschnitt
- ruhiger, vibrationsfreier Lauf durch ungleiche Drallsteigung



d1 mm	d2 mm	d3 mm	l1 mm	l2 mm	l3 mm	c mm x 45°	Z	Code-Nr.
4,000	6,000	3,700	57,000	11,000	18,000	0,100	4	4,000
5,000	6,000	4,700	57,000	13,000	18,000	0,100	4	5,000
6,000	6,000	5,500	57,000	13,000	20,000	0,150	4	6,000
8,000	8,000	7,500	63,000	19,000	26,000	0,150	4	8,000
10,000	10,000	9,200	72,000	22,000	30,000	0,200	4	10,000
12,000	12,000	11,200	83,000	26,000	36,000	0,200	4	12,000
14,000	14,000	13,200	83,000	26,000	36,000	0,250	4	14,000
16,000	16,000	15,000	92,000	32,000	42,000	0,350	4	16,000
18,000	18,000	17,000	92,000	32,000	42,000	0,400	4	18,000
20,000	20,000	19,000	104,000	38,000	52,000	0,450	4	20,000

SuperF-UT-Fräser

SuperF-UT-Fräser N



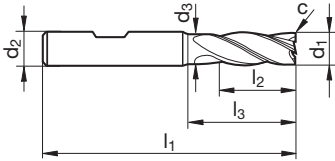
Katalog-Nr. 64551



P	M	K	N	S	H
•		•			

Arbeitsrichtwerte
Seite 513-517

- universell einsetzbar
- bis 1600 N/mm²
- Mikroeckenschutz
- Halsfreischliff
- Zentrumschnitt
- ruhiger, vibrationsfreier Lauf durch ungleiche Drallsteigung



d1 mm	d2 mm	d3 mm	l1 mm	l2 mm	l3 mm	c mm x 45°	Z	Code-Nr.
4,000	6,000	3,700	57,000	11,000	18,000	0,100	4	4,000
5,000	6,000	4,700	57,000	13,000	18,000	0,100	4	5,000
6,000	6,000	5,500	57,000	13,000	20,000	0,150	4	6,000
8,000	8,000	7,500	63,000	19,000	26,000	0,150	4	8,000
10,000	10,000	9,200	72,000	22,000	30,000	0,200	4	10,000
12,000	12,000	11,200	83,000	26,000	36,000	0,200	4	12,000
14,000	14,000	13,200	83,000	26,000	36,000	0,250	4	14,000
16,000	16,000	15,000	92,000	32,000	42,000	0,350	4	16,000
18,000	18,000	17,000	92,000	32,000	42,000	0,400	4	18,000
20,000	20,000	19,000	104,000	38,000	52,000	0,450	4	20,000
25,000	25,000	23,500	121,000	45,000	63,000	0,600	4	25,000

SuperF-UT-Fräser

SuperF-UT-Fräser N



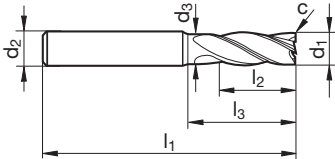
Katalog-Nr. 54562



P	M	K	N	S	H
•		•			

Arbeitsrichtwerte
Seite 513-517

- universell einsetzbar
- bis 1600 N/mm²
- Mikroeckenschutz
- Halsfreischliff
- Zentrumschnitt
- ruhiger, vibrationsfreier Lauf durch ungleiche Drallsteigung



d1 mm	d2 mm	d3 mm	l1 mm	l2 mm	l3 mm	c mm x 45°	Z	Code-Nr.
6,000	6,000	5,500	65,000	18,000	28,000	0,150	4	6,000
8,000	8,000	7,500	75,000	24,000	38,000	0,150	4	8,000
10,000	10,000	9,200	80,000	30,000	38,000	0,200	4	10,000
12,000	12,000	11,200	93,000	36,000	46,000	0,200	4	12,000
16,000	16,000	15,000	108,000	48,000	58,000	0,350	4	16,000
20,000	20,000	19,000	126,000	60,000	74,000	0,450	4	20,000

SuperF-UT-Fräser

SuperF-UT-Fräser N



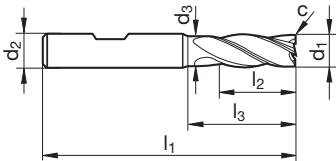
Katalog-Nr. 54563



P	M	K	N	S	H
•		•			

Arbeitsrichtwerte
Seite 513-517

- universell einsetzbar
- bis 1600 N/mm²
- Mikroeckenschutz
- Halsfreischliff
- Zentrumschnitt
- ruhiger, vibrationsfreier Lauf durch ungleiche Drallsteigung



d1 mm	d2 mm	d3 mm	l1 mm	l2 mm	l3 mm	c mm x 45°	Z	Code-Nr.
6,000	6,000	5,500	65,000	18,000	28,000	0,150	4	6,000
8,000	8,000	7,500	75,000	24,000	38,000	0,150	4	8,000
10,000	10,000	9,200	80,000	30,000	38,000	0,200	4	10,000
12,000	12,000	11,200	93,000	36,000	46,000	0,200	4	12,000
16,000	16,000	15,000	108,000	48,000	58,000	0,350	4	16,000
20,000	20,000	19,000	126,000	60,000	74,000	0,450	4	20,000

SuperF-UT-Fräser

SuperF-UT-Fräser N



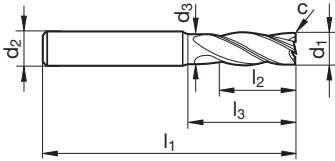
Katalog-Nr. 54552



P	M	K	N	S	H
•		•			

Arbeitsrichtwerte
Seite 513-517

- universell einsetzbar
- bis 1600 N/mm²
- Mikroeckenschutz
- Halsfreischliff
- Zentrumschnitt
- ruhiger, vibrationsfreier Lauf durch ungleiche Drallsteigung



d1 mm	d2 mm	d3 mm	l1 mm	l2 mm	l3 mm	c mm x 45°	Z	Code-Nr.
10,000	10,000	9,200	100,000	40,000	48,000	0,200	4	10,000
12,000	12,000	11,200	150,000	45,000	58,000	0,200	4	12,000
14,000	14,000	13,200	150,000	45,000	58,000	0,250	4	14,000
16,000	16,000	15,000	150,000	65,000	78,000	0,350	4	16,000
18,000	18,000	17,000	150,000	65,000	78,000	0,400	4	18,000
20,000	20,000	19,000	150,000	65,000	78,000	0,450	4	20,000
25,000	25,000	23,500	150,000	75,000	92,000	0,600	4	25,000

SuperF-UT-Fräser

SuperF-UT-Fräser N-F



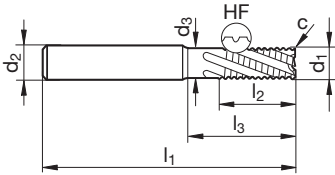
Katalog-Nr. 54566



P	M	K	N	S	H
●		○		○	

Arbeitsrichtwerte
Seite 513-517

- bis 48 HRC sowie Titan- und Nickel-Legierungen
- gut geeignet auch bei instabilen und schwierigen Maschinenverhältnissen
- erreichbare Oberflächengüte Ra = 2 bis 3 µm
- Mikroeckenschutz
- Halsfreischliff
- Zentrumschnitt
- ruhiger, vibrationsfreier Lauf durch ungleiche Drallsteigung



d1 mm	d2 mm	d3 mm	l1 mm	l2 mm	l3 mm x 45°	c mm	Z	Code-Nr.
6,000	6,000	5,500	57,000	13,000	20,000	0,300	4	6,000
8,000	8,000	7,500	63,000	19,000	26,000	0,300	4	8,000
10,000	10,000	9,200	72,000	22,000	30,000	0,300	4	10,000
12,000	12,000	11,200	83,000	26,000	36,000	0,500	4	12,000
16,000	16,000	15,000	92,000	32,000	42,000	0,500	4	16,000
20,000	20,000	19,000	104,000	38,000	52,000	0,500	4	20,000
25,000	25,000	23,500	121,000	45,000	63,000	0,600	4	25,000

SuperF-UT-Fräser

SuperF-UT-Fräser N-F



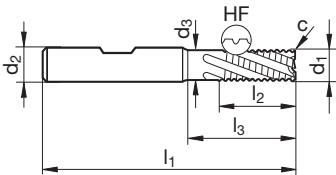
Katalog-Nr. 54567



P	M	K	N	S	H
●		○		○	

Arbeitsrichtwerte
Seite 513-517

- bis 48 HRC sowie Titan- und Nickel-Legierungen
- gut geeignet auch bei instabilen und schwierigen Maschinenverhältnissen
- erreichbare Oberflächengüte Ra = 2 bis 3 µm
- Mikroeckenschutz
- Halsfreischliff
- Zentrumschnitt
- ruhiger, vibrationsfreier Lauf durch ungleiche Drallsteigung



d1 mm	d2 mm	d3 mm	l1 mm	l2 mm	l3 mm x 45°	c mm	Z	Code-Nr.
6,000	6,000	5,500	57,000	13,000	20,000	0,300	4	6,000
8,000	8,000	7,500	63,000	19,000	26,000	0,300	4	8,000
10,000	10,000	9,200	72,000	22,000	30,000	0,300	4	10,000
12,000	12,000	11,200	83,000	26,000	36,000	0,500	4	12,000
16,000	16,000	15,000	92,000	32,000	42,000	0,500	4	16,000
20,000	20,000	19,000	104,000	38,000	52,000	0,500	4	20,000
25,000	25,000	23,500	121,000	45,000	63,000	0,600	4	25,000

SuperF-UT-Fräser

SuperF-UT-Fräser N-3



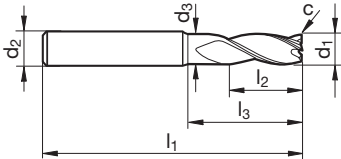
Katalog-Nr. 54564



P	M	K	N	S	H
●	○	●	○		

Arbeitsrichtwerte
Seite 513-517

- 3-Schneider mit vergrößerten Spanräumen
- zur Herstellung von Passfedernuten
- bis 1400 N/mm²
- Mikroeckenschutz
- Halsfreischliff
- Zentrumschnitt
- ruhiger, vibrationsfreier Lauf durch ungleiche Drallsteigung



d1 mm	d2 mm	d3 mm	l1 mm	l2 mm	l3 mm x 45°	c mm	Z	Code-Nr.
3,000	6,000	2,700	57,000	8,000	15,000	0,050	3	3,000
3,500	6,000	3,200	57,000	10,000	15,000	0,050	3	3,500
3,700	6,000	3,400	57,000	11,000	15,000	0,050	3	3,700
4,000	6,000	3,700	57,000	11,000	18,000	0,050	3	4,000
4,500	6,000	4,200	57,000	11,000	18,000	0,050	3	4,500
4,700	6,000	4,400	57,000	13,000	18,000	0,050	3	4,700
5,000	6,000	4,700	57,000	13,000	18,000	0,050	3	5,000
5,500	6,000	5,200	57,000	13,000	19,300	0,050	3	5,500
5,700	6,000	5,400	57,000	13,000	19,500	0,050	3	5,700
6,000	6,000	5,500	57,000	13,000	20,000	0,050	3	6,000
6,500	8,000	6,000	63,000	16,000	24,300	0,100	3	6,500
7,000	8,000	6,500	63,000	16,000	24,700	0,100	3	7,000
7,500	8,000	7,000	63,000	19,000	25,100	0,100	3	7,500
8,000	8,000	7,500	63,000	19,000	26,000	0,100	3	8,000
8,500	10,000	8,000	72,000	19,000	29,300	0,100	3	8,500
9,000	10,000	8,500	72,000	19,000	29,700	0,100	3	9,000
9,500	10,000	9,000	72,000	22,000	30,100	0,100	3	9,500
10,000	10,000	9,200	72,000	22,000	30,000	0,100	3	10,000
12,000	12,000	11,200	83,000	26,000	36,000	0,100	3	12,000
16,000	16,000	15,000	92,000	32,000	42,000	0,150	3	16,000
20,000	20,000	19,000	104,000	38,000	52,000	0,150	3	20,000

SuperF-UT-Fräser

SuperF-UT-Fräser N-3



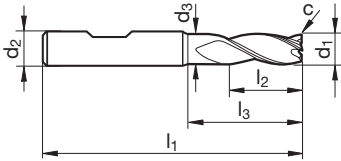
Katalog-Nr. 54565



P	M	K	N	S	H
●	○	●	○		

Arbeitsrichtwerte
Seite 513-517

- 3-Schneider mit vergrößerten Spanräumen
- zur Herstellung von Passfedernuten
- bis 1400 N/mm²
- Mikroeckenschutz
- Halsfreischliff
- Zentrumschnitt
- ruhiger, vibrationsfreier Lauf durch ungleiche Drallsteigung



d1 mm	d2 mm	d3 mm	l1 mm	l2 mm	l3 mm x 45°	c mm	Z	Code-Nr.
3,000	6,000	2,700	57,000	8,000	15,000	0,050	3	3,000
3,500	6,000	3,200	57,000	10,000	15,000	0,050	3	3,500
3,700	6,000	3,400	57,000	11,000	15,000	0,060	3	3,700
4,000	6,000	3,700	57,000	11,000	18,000	0,060	3	4,000
4,500	6,000	4,200	57,000	11,000	18,000	0,070	3	4,500
4,700	6,000	4,400	57,000	13,000	18,000	0,070	3	4,700
5,000	6,000	4,700	57,000	13,000	18,000	0,080	3	5,000
5,500	6,000	5,200	57,000	13,000	20,000	0,080	3	5,500
5,700	6,000	5,400	57,000	13,000	20,000	0,090	3	5,700
6,000	6,000	5,500	57,000	13,000	20,000	0,090	3	6,000
6,500	8,000	6,000	63,000	16,000	26,000	0,100	3	6,500
7,000	8,000	6,500	63,000	16,000	26,000	0,110	3	7,000
7,500	8,000	7,000	63,000	19,000	26,000	0,110	3	7,500
8,000	8,000	7,500	63,000	19,000	26,000	0,120	3	8,000
8,500	10,000	8,000	72,000	19,000	31,000	0,130	3	8,500
9,000	10,000	8,500	72,000	19,000	31,000	0,140	3	9,000
9,500	10,000	9,000	72,000	22,000	31,000	0,140	3	9,500
10,000	10,000	9,200	72,000	22,000	30,000	0,150	3	10,000
12,000	12,000	11,200	83,000	26,000	36,000	0,180	3	12,000
16,000	16,000	15,000	92,000	32,000	42,000	0,190	3	16,000
20,000	20,000	19,000	104,000	38,000	52,000	0,240	3	20,000

SuperF-UT-Fräser

SuperF-UT-Fräser N-5

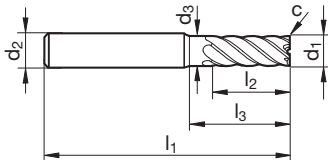


Katalog-Nr. 54579



P	M	K	N	S	H	Arbeitsrichtwerte Seite 513-517
•	•	•	•	•		

- größtmögliche Vorteile bei Schlicht- und Semischrupp-Operationen speziell unter HPC Bedingungen
- ungleiche Teilung
- kürzeres Baumaß siehe F-UT FS mit 6 Zähnen
- bis 1600 N/mm²
- Mikroeckenschutz
- Halsfreischliff
- Zentrumschnitt



d1 mm	d2 mm	d3 mm	l1 mm	l2 mm	l3 mm	c mm x 45°	Z	Code-Nr.
4,000	6,000	3,700	65,000	12,000	26,000	0,050	5	4,000
5,000	6,000	4,700	65,000	15,000	26,000	0,050	5	5,000
6,000	6,000	5,500	65,000	18,000	28,000	0,050	5	6,000
8,000	8,000	7,500	75,000	24,000	38,000	0,100	5	8,000
10,000	10,000	9,200	80,000	30,000	38,000	0,100	5	10,000
12,000	12,000	11,200	93,000	36,000	46,000	0,100	5	12,000
16,000	16,000	15,000	108,000	48,000	58,000	0,150	5	16,000
20,000	20,000	19,000	126,000	60,000	74,000	0,150	5	20,000

SuperF-UT-Fräser

SuperF-UT-Fräser N-5

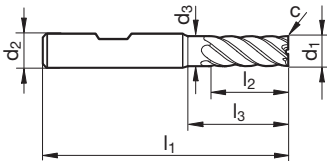


Katalog-Nr. 54580



P	M	K	N	S	H	Arbeitsrichtwerte Seite 513-517
•	•	•	•	•		

- größtmögliche Vorteile bei Schlicht- und Semischrupp-Operationen speziell unter HPC Bedingungen
- ungleiche Teilung
- kürzeres Baumaß siehe F-UT FS mit 6 Zähnen
- bis 1600 N/mm²
- Mikroeckenschutz
- Halsfreischliff
- Zentrumschnitt



d1 mm	d2 mm	d3 mm	l1 mm	l2 mm	l3 mm	c mm x 45°	Z	Code-Nr.
4,000	6,000	3,700	65,000	12,000	26,000	0,050	5	4,000
5,000	6,000	4,700	65,000	15,000	26,000	0,050	5	5,000
6,000	6,000	5,500	65,000	18,000	28,000	0,050	5	6,000
8,000	8,000	7,500	75,000	24,000	38,000	0,100	5	8,000
10,000	10,000	9,200	80,000	30,000	38,000	0,100	5	10,000
12,000	12,000	11,200	93,000	36,000	46,000	0,100	5	12,000
16,000	16,000	15,000	108,000	48,000	58,000	0,150	5	16,000
20,000	20,000	19,000	126,000	60,000	74,000	0,150	5	20,000

SuperF-UT-Fräser

SuperF-UT-Fräser Ti



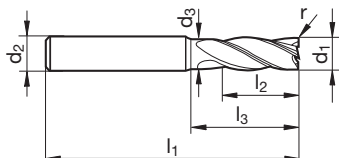
Katalog-Nr. 54560



P	M	K	N	S	H
●		○		●	

Arbeitsrichtwerte
Seite 513-517

- optimierte Schneidkantenausführung für hochfeste Titanlegierungen und Sonderwerkstoffe
- auch als SuperF-UT Typ N mit Eckenradius einsetzbar
- mit definierten Eckradien
- Halsfreischliff
- Zentrumschnitt
- ruhiger, vibrationsfreier Lauf durch ungleiche Drallsteigung



d1 h10 mm	d2 h6 mm	d3 mm	l1 mm	l2 mm	l3 mm	r	Z	Code-Nr.
6,000	6,000	5,500	57,000	13,000	20,000	0,500	4	6,005
6,000	6,000	5,500	57,000	13,000	20,000	0,800	4	6,008
6,000	6,000	5,500	57,000	13,000	20,000	1,000	4	6,010
6,000	6,000	5,500	57,000	13,000	20,000	1,500	4	6,015
6,000	6,000	5,500	57,000	13,000	20,000	2,000	4	6,020
8,000	8,000	7,500	63,000	19,000	26,000	0,500	4	8,005
8,000	8,000	7,500	63,000	19,000	26,000	0,800	4	8,008
8,000	8,000	7,500	63,000	19,000	26,000	1,000	4	8,010
8,000	8,000	7,500	63,000	19,000	26,000	1,500	4	8,015
8,000	8,000	7,500	63,000	19,000	26,000	2,000	4	8,020
10,000	10,000	9,200	72,000	22,000	30,000	0,500	4	10,005
10,000	10,000	9,200	72,000	22,000	30,000	0,800	4	10,008
10,000	10,000	9,200	72,000	22,000	30,000	1,000	4	10,010
10,000	10,000	9,200	72,000	22,000	30,000	1,500	4	10,015
10,000	10,000	9,200	72,000	22,000	30,000	2,000	4	10,020
12,000	12,000	11,200	83,000	26,000	36,000	0,500	4	12,005
12,000	12,000	11,200	83,000	26,000	36,000	0,800	4	12,008
12,000	12,000	11,200	83,000	26,000	36,000	1,000	4	12,010
12,000	12,000	11,200	83,000	26,000	36,000	1,500	4	12,015
12,000	12,000	11,200	83,000	26,000	36,000	2,000	4	12,020
12,000	12,000	11,200	83,000	26,000	36,000	2,500	4	12,025
12,000	12,000	11,200	83,000	26,000	36,000	3,000	4	12,030
12,000	12,000	11,200	83,000	26,000	36,000	4,000	4	12,040
16,000	16,000	15,000	92,000	32,000	42,000	0,500	4	16,005
16,000	16,000	15,000	92,000	32,000	42,000	0,800	4	16,008
16,000	16,000	15,000	92,000	32,000	42,000	1,000	4	16,010
16,000	16,000	15,000	92,000	32,000	42,000	1,500	4	16,015
16,000	16,000	15,000	92,000	32,000	42,000	2,000	4	16,020
16,000	16,000	15,000	92,000	32,000	42,000	2,500	4	16,025
16,000	16,000	15,000	92,000	32,000	42,000	3,000	4	16,030
16,000	16,000	15,000	92,000	32,000	42,000	4,000	4	16,040
20,000	20,000	19,000	104,000	38,000	52,000	1,000	4	20,010
20,000	20,000	19,000	104,000	38,000	52,000	2,000	4	20,020
20,000	20,000	19,000	104,000	38,000	52,000	4,000	4	20,040

SuperF-UT-Fräser

SuperF-UT-Fräser Ti



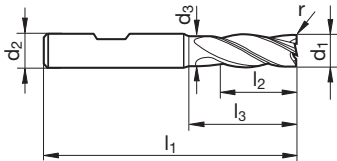
Katalog-Nr. 54561



P	M	K	N	S	H
●		○		●	

Arbeitsrichtwerte
Seite 513-517

- optimierte Schneidkantenausführung für hochfeste Titanlegierungen und Sonderwerkstoffe
- auch als SuperF-UT Typ N mit Eckenradius einsetzbar
- mit definierten Eckradien
- Halsfreischliff
- Zentrumschnitt
- ruhiger, vibrationsfreier Lauf durch ungleiche Drallsteigung



d1 h10 mm	d2 h6 mm	d3 mm	l1 mm	l2 mm	l3 mm	r	Z	Code-Nr.
6,000	6,000	5,500	57,000	13,000	20,000	0,500	4	6,005
6,000	6,000	5,500	57,000	13,000	20,000	0,800	4	6,008
6,000	6,000	5,500	57,000	13,000	20,000	1,000	4	6,010
6,000	6,000	5,500	57,000	13,000	20,000	1,500	4	6,015
6,000	6,000	5,500	57,000	13,000	20,000	2,000	4	6,020
8,000	8,000	7,500	63,000	19,000	26,000	0,500	4	8,005
8,000	8,000	7,500	63,000	19,000	26,000	0,800	4	8,008
8,000	8,000	7,500	63,000	19,000	26,000	1,000	4	8,010
8,000	8,000	7,500	63,000	19,000	26,000	1,500	4	8,015
8,000	8,000	7,500	63,000	19,000	26,000	2,000	4	8,020
10,000	10,000	9,200	72,000	22,000	30,000	0,500	4	10,005
10,000	10,000	9,200	72,000	22,000	30,000	0,800	4	10,008
10,000	10,000	9,200	72,000	22,000	30,000	1,000	4	10,010
10,000	10,000	9,200	72,000	22,000	30,000	1,500	4	10,015
10,000	10,000	9,200	72,000	22,000	30,000	2,000	4	10,020
12,000	12,000	11,200	83,000	26,000	36,000	0,500	4	12,005
12,000	12,000	11,200	83,000	26,000	36,000	0,800	4	12,008
12,000	12,000	11,200	83,000	26,000	36,000	1,000	4	12,010
12,000	12,000	11,200	83,000	26,000	36,000	1,500	4	12,015
12,000	12,000	11,200	83,000	26,000	36,000	2,000	4	12,020
12,000	12,000	11,200	83,000	26,000	36,000	2,500	4	12,025
12,000	12,000	11,200	83,000	26,000	36,000	3,000	4	12,030
12,000	12,000	11,200	83,000	26,000	36,000	4,000	4	12,040
16,000	16,000	15,000	92,000	32,000	42,000	0,500	4	16,005
16,000	16,000	15,000	92,000	32,000	42,000	0,800	4	16,008
16,000	16,000	15,000	92,000	32,000	42,000	1,000	4	16,010
16,000	16,000	15,000	92,000	32,000	42,000	1,500	4	16,015
16,000	16,000	15,000	92,000	32,000	42,000	2,000	4	16,020
16,000	16,000	15,000	92,000	32,000	42,000	2,500	4	16,025
16,000	16,000	15,000	92,000	32,000	42,000	3,000	4	16,030
16,000	16,000	15,000	92,000	32,000	42,000	4,000	4	16,040
20,000	20,000	19,000	104,000	38,000	52,000	1,000	4	20,010
20,000	20,000	19,000	104,000	38,000	52,000	2,000	4	20,020
20,000	20,000	19,000	104,000	38,000	52,000	4,000	4	20,040

SuperF-UT-Fräser

SuperF-UT-Fräser VA-X

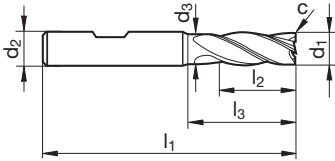


Katalog-Nr. 54576



P	M	K	N	S	H	Arbeitsrichtwerte Seite 513-517
	•			•		

- angepasste Schneidengeometrie und Beschichtung
- zur Bearbeitung von rost- und säurebeständigen Stählen sowie Nickelbasislegierungen
- kurze stabile Ausführung
- Mikroeckenschutz
- Halsfreischliff
- Zentrumschnitt
- ruhiger, vibrationsfreier Lauf durch ungleiche Drallsteigung



d1 h10 mm	d2 h6 mm	d3 mm	l1 mm	l2 mm	l3 mm	c mm x 45°	Z	Code-Nr.
4,000	6,000	3,700	54,000	8,000	15,000	0,150	4	4,000
5,000	6,000	4,700	54,000	9,000	15,000	0,150	4	5,000
6,000	6,000	5,500	54,000	10,000	17,000	0,200	4	6,000
8,000	8,000	7,500	58,000	12,000	21,000	0,250	4	8,000
10,000	10,000	9,200	66,000	14,000	24,000	0,300	4	10,000
12,000	12,000	11,200	73,000	16,000	26,000	0,350	4	12,000
16,000	16,000	15,000	82,000	22,000	32,000	0,500	4	16,000
20,000	20,000	19,000	92,000	26,000	40,000	0,600	4	20,000

SuperF-UT-Fräser

SuperF-UT-Fräser VA-X

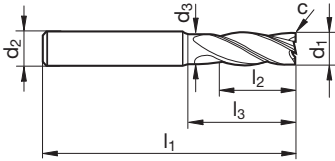


Katalog-Nr. 54558



P	M	K	N	S	H	Arbeitsrichtwerte Seite 513-517
	•			•		

- angepasste Schneidengeometrie und Beschichtung
- zur Bearbeitung von rost- und säurebeständigen Stählen sowie Nickelbasislegierungen
- Mikroeckenschutz
- Halsfreischliff
- Zentrumschnitt
- ruhiger, vibrationsfreier Lauf durch ungleiche Drallsteigung



d1 h10 mm	d2 h6 mm	d3 mm	l1 mm	l2 mm	l3 mm	c mm x 45°	Z	Code-Nr.
3,000	6,000	2,700	57,000	8,000	15,000	0,100	4	3,000
4,000	6,000	3,700	57,000	11,000	18,000	0,150	4	4,000
5,000	6,000	4,700	57,000	13,000	18,000	0,150	4	5,000
6,000	6,000	5,500	57,000	13,000	20,000	0,200	4	6,000
8,000	8,000	7,500	63,000	19,000	26,000	0,250	4	8,000
10,000	10,000	9,200	72,000	22,000	30,000	0,300	4	10,000
12,000	12,000	11,200	83,000	26,000	36,000	0,350	4	12,000
14,000	14,000	13,200	83,000	26,000	36,000	0,400	4	14,000
16,000	16,000	15,000	92,000	32,000	42,000	0,500	4	16,000
18,000	18,000	17,000	92,000	32,000	42,000	0,600	4	18,000
20,000	20,000	19,000	104,000	38,000	52,000	0,600	4	20,000
25,000	25,000	23,500	121,000	45,000	63,000	0,750	4	25,000

SuperF-UT-Fräser

SuperF-UT-Fräser VA-X

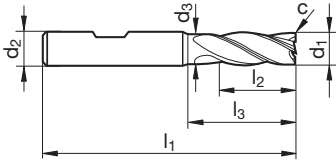


Katalog-Nr. 54559



P	M	K	N	S	H	Arbeitsrichtwerte Seite 513-517
	•			•		

- angepasste Schneidengeometrie und Beschichtung
- zur Bearbeitung von rost- und säurebeständigen Stählen sowie Nickelbasislegierungen
- Mikroeckenschutz
- Halsfreischliff
- Zentrumschnitt
- ruhiger, vibrationsfreier Lauf durch ungleiche Drallsteigung



d1 h10 mm	d2 h6 mm	d3 mm	l1 mm	l2 mm	l3 mm	c mm x 45°	Z	Code-Nr.
3,000	6,000	2,700	57,000	8,000	15,000	0,100	4	3,000
4,000	6,000	3,700	57,000	11,000	18,000	0,150	4	4,000
5,000	6,000	4,700	57,000	13,000	18,000	0,150	4	5,000
6,000	6,000	5,500	57,000	13,000	20,000	0,200	4	6,000
8,000	8,000	7,500	63,000	19,000	26,000	0,250	4	8,000
10,000	10,000	9,200	72,000	22,000	30,000	0,300	4	10,000
12,000	12,000	11,200	83,000	26,000	36,000	0,350	4	12,000
14,000	14,000	13,200	83,000	26,000	36,000	0,400	4	14,000
16,000	16,000	15,000	92,000	32,000	42,000	0,500	4	16,000
18,000	18,000	17,000	92,000	32,000	42,000	0,600	4	18,000
20,000	20,000	19,000	104,000	38,000	52,000	0,600	4	20,000
25,000	25,000	23,500	121,000	45,000	63,000	0,750	4	25,000

SuperF-UT-Fräser

SuperF-UT-Fräser VA-X IK

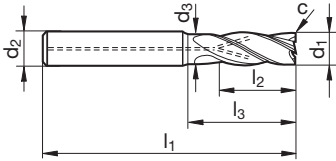


Katalog-Nr. 54574



P	M	K	N	S	H	Arbeitsrichtwerte Seite 513-517
	•			•		

- angepasste Schneidengeometrie und Beschichtung
- zur Bearbeitung von rost- und säurebeständigen Stählen sowie Nickelbasislegierungen
- mit Innenkühlung für hohe Standzeiten und optimale Spanabfuhr
- Mikroeckenschutz
- Halsfreischliff
- Zentrumschnitt
- ruhiger, vibrationsfreier Lauf durch ungleiche Drallsteigung



d1 h10 mm	d2 h6 mm	d3 mm	l1 mm	l2 mm	l3 mm	c mm x 45°	Z	Code-Nr.
6,000	6,000	5,500	57,000	13,000	20,000	0,200	4	6,000
8,000	8,000	7,500	63,000	19,000	26,000	0,250	4	8,000
10,000	10,000	9,200	72,000	22,000	30,000	0,300	4	10,000
12,000	12,000	11,200	83,000	26,000	36,000	0,350	4	12,000
16,000	16,000	15,000	92,000	32,000	42,000	0,500	4	16,000
20,000	20,000	19,000	104,000	38,000	52,000	0,600	4	20,000
25,000	25,000	23,500	121,000	45,000	63,000	0,750	4	25,000

SuperF-UT-Fräser

SuperF-UT-Fräser VA-X IK

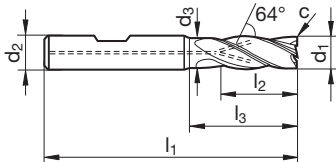


Katalog-Nr. 54575



P	M	K	N	S	H	Arbeitsrichtwerte Seite 513-517
	•			•		

- angepasste Schneidengeometrie und Beschichtung
- zur Bearbeitung von rost- und säurebeständigen Stählen sowie Nickelbasislegierungen
- mit Innenkühlung für hohe Standzeiten und optimale Spanabfuhr
- Mikroeckenschutz
- Halsfreischliff
- Zentrumschnitt
- ruhiger, vibrationsfreier Lauf durch ungleiche Drallsteigung



d1 h10 mm	d2 h6 mm	d3 mm	l1 mm	l2 mm	l3 mm	c mm x 45°	Z	Code-Nr.
6,000	6,000	5,500	57,000	13,000	20,000	0,200	4	6,000
8,000	8,000	7,500	63,000	19,000	26,000	0,250	4	8,000
10,000	10,000	9,200	72,000	22,000	30,000	0,300	4	10,000
12,000	12,000	11,200	83,000	26,000	36,000	0,350	4	12,000
16,000	16,000	15,000	92,000	32,000	42,000	0,500	4	16,000
20,000	20,000	19,000	104,000	38,000	52,000	0,600	4	20,000
25,000	25,000	23,500	121,000	45,000	63,000	0,750	4	25,000

SuperF-UT-Fräser

SuperF-UT-Fräser VA-XF



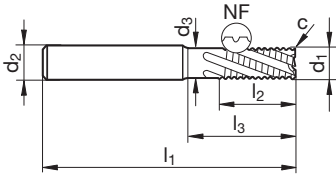
Katalog-Nr. 54568



P	M	K	N	S	H
	•			•	

Arbeitsrichtwerte
Seite 513-517

- angepasste Schneidengeometrie und Beschichtung
- zur Bearbeitung von rost- und säurebeständigen Stählen sowie Nickelbasislegierungen
- gut geeignet auch bei instabilen und schwierigen Maschinenverhältnissen
- erreichbare Oberflächengüte Ra = 2 bis 3 µm
- Mikroeckenschutz
- Halsfreischliff
- Zentrumschnitt
- ruhiger, vibrationsfreier Lauf durch ungleiche Drallsteigung



d1 h10 mm	d2 h6 mm	d3 mm	l1 mm	l2 mm	l3 mm x 45°	c mm	Z	Code-Nr.
6,000	6,000	5,500	57,000	13,000	20,000	0,300	4	6,000
8,000	8,000	7,500	63,000	19,000	26,000	0,300	4	8,000
10,000	10,000	9,200	72,000	22,000	30,000	0,300	4	10,000
12,000	12,000	11,200	83,000	26,000	36,000	0,500	4	12,000
14,000	14,000	13,200	83,000	26,000	36,000	0,500	4	14,000
16,000	16,000	15,000	92,000	32,000	42,000	0,500	4	16,000
18,000	18,000	17,000	92,000	32,000	42,000	0,500	4	18,000
20,000	20,000	19,000	104,000	38,000	52,000	0,500	4	20,000
25,000	25,000	23,500	121,000	45,000	63,000	0,600	4	25,000

SuperF-UT-Fräser

SuperF-UT-Fräser VA-XF



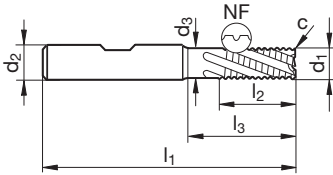
Katalog-Nr. 54569



P	M	K	N	S	H
	•			•	

Arbeitsrichtwerte
Seite 513-517

- angepasste Schneidengeometrie und Beschichtung
- zur Bearbeitung von rost- und säurebeständigen Stählen sowie Nickelbasislegierungen
- gut geeignet auch bei instabilen und schwierigen Maschinenverhältnissen
- erreichbare Oberflächengüte Ra = 2 bis 3 µm
- Mikroeckenschutz
- Halsfreischliff
- Zentrumschnitt
- ruhiger, vibrationsfreier Lauf durch ungleiche Drallsteigung



d1 h10 mm	d2 h6 mm	d3 mm	l1 mm	l2 mm	l3 mm x 45°	c mm	Z	Code-Nr.
6,000	6,000	5,500	57,000	13,000	20,000	0,300	4	6,000
8,000	8,000	7,500	63,000	19,000	26,000	0,300	4	8,000
10,000	10,000	9,200	72,000	22,000	30,000	0,300	4	10,000
12,000	12,000	11,200	83,000	26,000	36,000	0,500	4	12,000
14,000	14,000	13,200	83,000	26,000	36,000	0,500	4	14,000
16,000	16,000	15,000	92,000	32,000	42,000	0,500	4	16,000
18,000	20,000	17,000	92,000	32,000	42,000	0,500	4	18,000
20,000	20,000	19,000	104,000	38,000	52,000	0,500	4	20,000
25,000	25,000	23,500	121,000	45,000	63,000	0,600	4	25,000

SuperF-UT-Fräser

SuperF-UT-Fräser VA



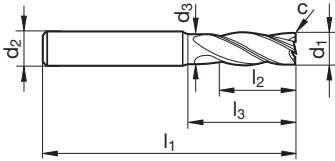
Katalog-Nr. 54556



P	M	K	N	S	H
●	○		○		

Arbeitsrichtwerte
Seite 513-517

- angepasste Schneidengeometrie und Beschichtung
- weiche, langspanende Werkstoffe
- Mikroeckenschutz
- Halsfreischliff
- Zentrumschnitt
- ruhiger, vibrationsfreier Lauf durch ungleiche Drallsteigung



d1 h10 mm	d2 h6 mm	d3 mm	l1 mm	l2 mm	l3 mm	c mm x 45°	Z	Code-Nr.
4,000	6,000	3,700	57,000	11,000	18,000	0,100	4	4,000
5,000	6,000	4,700	57,000	13,000	18,000	0,100	4	5,000
6,000	6,000	5,500	57,000	13,000	20,000	0,150	4	6,000
8,000	8,000	7,500	63,000	19,000	26,000	0,150	4	8,000
10,000	10,000	9,200	72,000	22,000	30,000	0,200	4	10,000
12,000	12,000	11,200	83,000	26,000	36,000	0,200	4	12,000
16,000	16,000	15,000	92,000	32,000	42,000	0,350	4	16,000
20,000	20,000	19,000	104,000	38,000	52,000	0,450	4	20,000

SuperF-UT-Fräser

SuperF-UT-Fräser VA



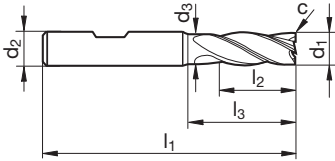
Katalog-Nr. 64557



P	M	K	N	S	H
●	○		○		

Arbeitsrichtwerte
Seite 513-517

- angepasste Schneidengeometrie und Beschichtung
- weiche, langspanende Werkstoffe
- Mikroeckenschutz
- Halsfreischliff
- Zentrumschnitt
- ruhiger, vibrationsfreier Lauf durch ungleiche Drallsteigung



d1 h10 mm	d2 h6 mm	d3 mm	l1 mm	l2 mm	l3 mm	c mm x 45°	Z	Code-Nr.
4,000	6,000	3,700	57,000	11,000	18,000	0,100	4	4,000
5,000	6,000	4,700	57,000	13,000	18,000	0,100	4	5,000
6,000	6,000	5,500	57,000	13,000	20,000	0,150	4	6,000
8,000	8,000	7,500	63,000	19,000	26,000	0,150	4	8,000
10,000	10,000	9,200	72,000	22,000	30,000	0,200	4	10,000
12,000	12,000	11,200	83,000	26,000	36,000	0,200	4	12,000
16,000	16,000	15,000	92,000	32,000	42,000	0,350	4	16,000
20,000	20,000	19,000	104,000	38,000	52,000	0,450	4	20,000

SuperF-UT-Fräser

SuperF-UT-Fräser VA-IK

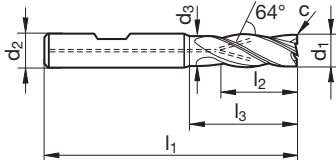


Katalog-Nr. 64567



P	M	K	N	S	H	Arbeitsrichtwerte Seite 513-517
●	○		○			

- angepasste Schneidengeometrie und Beschichtung
- weiche, langspanende Werkstoffe
- mit Innenkühlung für hohe Standzeiten und optimale Spanabfuhr
- Mikroeckenschutz
- Halsfreischliff
- Zentrumschnitt
- ruhiger, vibrationsfreier Lauf durch ungleiche Drallsteigung



d1 h10 mm	d2 h6 mm	d3 mm	l1 mm	l2 mm	l3 mm	c mm x 45°	Z	Code-Nr.
6,000	6,000	5,500	57,000	13,000	20,000	0,150	4	6,000
8,000	8,000	7,500	63,000	19,000	26,000	0,150	4	8,000
10,000	10,000	9,200	72,000	22,000	30,000	0,200	4	10,000
12,000	12,000	11,200	83,000	26,000	36,000	0,200	4	12,000
16,000	16,000	15,000	92,000	32,000	42,000	0,350	4	16,000
20,000	20,000	19,000	104,000	38,000	52,000	0,450	4	20,000

SuperF-UT-Fräser

SuperF-UT-Fräser Al



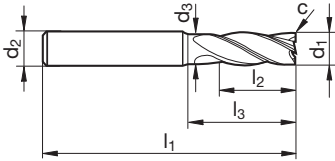
Katalog-Nr. 74554



P	M	K	N	S	H
			•		

Arbeitsrichtwerte
Seite 513-517

- Al und Al-Legierungen sowie NE-Metalle
- hervorragende Oberflächengüte bei Schlichtoperationen
- Mikroeckenschutz
- Halsfreischliff
- Zentrumschnitt
- ruhiger, vibrationsfreier Lauf durch ungleiche Drallsteigung



d1 h10 mm	d2 h6 mm	d3 mm	l1 mm	l2 mm	l3 mm x 45°	c mm	Z	Code-Nr.
4,000	6,000	3,700	57,000	11,000	18,000	0,100	4	4,000
5,000	6,000	4,700	57,000	13,000	18,000	0,100	4	5,000
6,000	6,000	5,500	57,000	13,000	20,000	0,150	4	6,000
8,000	8,000	7,500	63,000	19,000	26,000	0,150	4	8,000
10,000	10,000	9,200	72,000	22,000	30,000	0,200	4	10,000
12,000	12,000	11,200	83,000	26,000	36,000	0,200	4	12,000
16,000	16,000	15,000	92,000	32,000	42,000	0,350	4	16,000
20,000	20,000	19,000	104,000	38,000	52,000	0,450	4	20,000

SuperF-UT-Fräser

SuperF-UT-Fräser Al



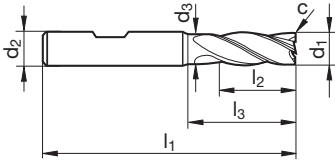
Katalog-Nr. 74555



P	M	K	N	S	H
			•		

Arbeitsrichtwerte
Seite 513-517

- Al und Al-Legierungen sowie NE-Metalle
- hervorragende Oberflächengüte bei Schlichtoperationen
- Mikroeckenschutz
- Halsfreischliff
- Zentrumschnitt
- ruhiger, vibrationsfreier Lauf durch ungleiche Drallsteigung



d1 h10 mm	d2 h6 mm	d3 mm	l1 mm	l2 mm	l3 mm x 45°	c mm	Z	Code-Nr.
4,000	6,000	3,700	57,000	11,000	18,000	0,100	4	4,000
5,000	6,000	4,700	57,000	13,000	18,000	0,100	4	5,000
6,000	6,000	5,500	57,000	13,000	20,000	0,150	4	6,000
8,000	8,000	7,500	63,000	19,000	26,000	0,150	4	8,000
10,000	10,000	9,200	72,000	22,000	30,000	0,200	4	10,000
12,000	12,000	11,200	83,000	26,000	36,000	0,200	4	12,000
16,000	16,000	15,000	92,000	32,000	42,000	0,350	4	16,000
20,000	20,000	19,000	104,000	38,000	52,000	0,450	4	20,000

SuperF-UT-Fräser

SuperF-UT-Fräser Al-F



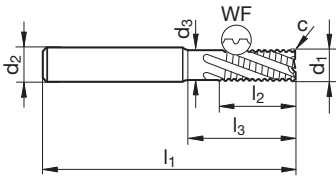
Katalog-Nr. 54570



P	M	K	N	S	H
			•		

Arbeitsrichtwerte
Seite 513-517

- 3-Schneider mit vergrößerten Spanräumen
- gut geeignet auch bei instabilen und schwierigen Maschinenverhältnissen
- erreichbare Oberflächengüte Ra = 2 bis 3 µm
- Al und Al-Legierungen sowie weitere langspanende NE-Metalle
- Mikroeckenschutz
- Halsfreischliff
- Zentrumschnitt
- ruhiger, vibrationsfreier Lauf durch ungleiche Drallsteigung



d1 h10 mm	d2 h6 mm	d3 mm	l1 mm	l2 mm	l3 mm x 45°	c mm	Z	Code-Nr.
6,000	6,000	5,500	57,000	13,000	20,000	0,300	3	6,000
8,000	8,000	7,500	63,000	19,000	26,000	0,300	3	8,000
10,000	10,000	9,200	72,000	22,000	30,000	0,300	3	10,000
12,000	12,000	11,200	83,000	26,000	36,000	0,500	3	12,000
16,000	16,000	15,000	92,000	32,000	42,000	0,500	3	16,000
20,000	20,000	19,000	104,000	38,000	52,000	0,500	3	20,000
25,000	25,000	23,500	121,000	45,000	63,000	0,600	3	25,000

SuperF-UT-Fräser

SuperF-UT-Fräser Al-F



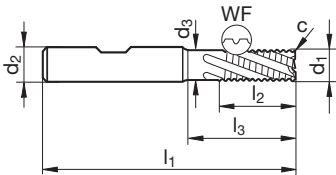
Katalog-Nr. 54571



P	M	K	N	S	H
			•		

Arbeitsrichtwerte
Seite 513-517

- 3-Schneider mit vergrößerten Spanräumen
- gut geeignet auch bei instabilen und schwierigen Maschinenverhältnissen
- erreichbare Oberflächengüte Ra = 2 bis 3 µm
- Al und Al-Legierungen sowie weitere langspanende NE-Metalle
- Mikroeckenschutz
- Halsfreischliff
- Zentrumschnitt
- ruhiger, vibrationsfreier Lauf durch ungleiche Drallsteigung



d1 h10 mm	d2 h6 mm	d3 mm	l1 mm	l2 mm	l3 mm x 45°	c mm	Z	Code-Nr.
6,000	6,000	5,500	57,000	13,000	20,000	0,300	3	6,000
8,000	8,000	7,500	63,000	19,000	26,000	0,300	3	8,000
10,000	10,000	9,200	72,000	22,000	30,000	0,300	3	10,000
12,000	12,000	11,200	83,000	26,000	36,000	0,500	3	12,000
16,000	16,000	15,000	92,000	32,000	42,000	0,500	3	16,000
20,000	20,000	19,000	104,000	38,000	52,000	0,500	3	20,000
25,000	25,000	23,500	121,000	45,000	63,000	0,600	3	25,000

SuperF-UT-Fräser

SuperF-UT-Fräser Al-3



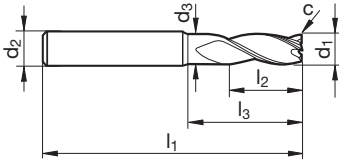
Katalog-Nr. 74552



P	M	K	N	S	H
			•		

Arbeitsrichtwerte
Seite 513-517

- 3-Schneider mit vergrößerten Spanräumen
- Spiegelschliff für optimale Spanabfuhr
- Al und Al-Legierungen sowie weitere langspanende NE-Metalle
- Mikroeckenschutz
- Halsfreischliff
- Zentrumschnitt
- ruhiger, vibrationsfreier Lauf durch ungleiche Drallsteigung



d1 h10 mm	d2 h6 mm	d3 mm	l1 mm	l2 mm	l3 mm x 45°	c mm	Z	Code-Nr.
3,000	6,000	2,700	57,000	8,000	15,000	0,030	3	3,000
4,000	6,000	3,700	57,000	11,000	18,000	0,040	3	4,000
5,000	6,000	4,700	57,000	13,000	18,000	0,050	3	5,000
6,000	6,000	5,500	57,000	13,000	20,000	0,060	3	6,000
8,000	8,000	7,500	63,000	19,000	26,000	0,080	3	8,000
10,000	10,000	9,200	72,000	22,000	30,000	0,100	3	10,000
12,000	12,000	11,200	83,000	26,000	36,000	0,120	3	12,000
16,000	16,000	15,000	92,000	32,000	42,000	0,160	3	16,000
20,000	20,000	19,000	104,000	38,000	52,000	0,200	3	20,000

SuperF-UT-Fräser

SuperF-UT-Fräser Al-3



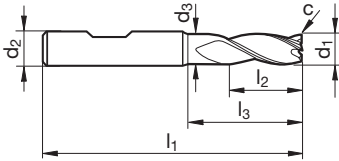
Katalog-Nr. 74553



P	M	K	N	S	H
			•		

Arbeitsrichtwerte
Seite 513-517

- 3-Schneider mit vergrößerten Spanräumen
- Spiegelschliff für optimale Spanabfuhr
- Al und Al-Legierungen sowie weitere langspanende NE-Metalle
- Mikroeckenschutz
- Halsfreischliff
- Zentrumschnitt
- ruhiger, vibrationsfreier Lauf durch ungleiche Drallsteigung



d1 h10 mm	d2 h6 mm	d3 mm	l1 mm	l2 mm	l3 mm x 45°	c mm	Z	Code-Nr.
3,000	6,000	2,700	57,000	8,000	15,000	0,030	3	3,000
4,000	6,000	3,700	57,000	11,000	18,000	0,040	3	4,000
5,000	6,000	4,700	57,000	13,000	18,000	0,050	3	5,000
6,000	6,000	5,500	57,000	13,000	20,000	0,060	3	6,000
8,000	8,000	7,500	63,000	19,000	26,000	0,080	3	8,000
10,000	10,000	9,200	72,000	22,000	30,000	0,100	3	10,000
12,000	12,000	11,200	83,000	26,000	36,000	0,120	3	12,000
16,000	16,000	15,000	92,000	32,000	42,000	0,160	3	16,000
20,000	20,000	19,000	104,000	38,000	52,000	0,200	3	20,000

SuperF-UT-Fräser

SuperF-UT-Fräser H



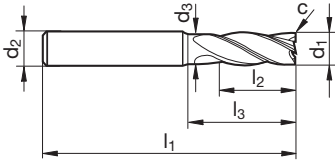
Katalog-Nr. 54572



P	M	K	N	S	H
•		•			•

Arbeitsrichtwerte
Seite 513-517

- Schruppen bis 1xD von Materialien bis 54 HRC
- Schlichten bis 2,5xD von Materialien bis 63 HRC
- hohe Standzeiten durch hochharte Beschichtung
- besonders stabil durch Kernsprung
- Mikroeckenschutz
- Halsfreischliff
- Zentrumschnitt
- ruhiger, vibrationsfreier Lauf durch ungleiche Drallsteigung



d1 mm	d2 mm	d3 mm	l1 mm	l2 mm	l3 mm x 45°	c mm	Z	Code-Nr.
6,000	6,000	5,500	57,000	13,000	20,000	0,150	4	6,000
8,000	8,000	7,500	63,000	19,000	26,000	0,150	4	8,000
10,000	10,000	9,200	72,000	22,000	30,000	0,200	4	10,000
12,000	12,000	11,200	83,000	26,000	36,000	0,200	4	12,000
16,000	16,000	15,000	92,000	32,000	42,000	0,350	4	16,000
20,000	20,000	19,000	104,000	38,000	52,000	0,450	4	20,000

SuperF-UT-Fräser

SuperF-UT-Fräser H



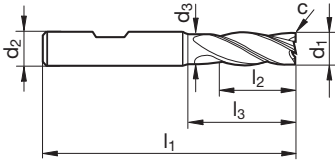
Katalog-Nr. 54573



P	M	K	N	S	H
•		•			•

Arbeitsrichtwerte
Seite 513-517

- Schruppen bis 1xD von Materialien bis 54 HRC
- Schlichten bis 2,5xD von Materialien bis 63 HRC
- hohe Standzeiten durch hochharte Beschichtung
- besonders stabil durch Kernsprung
- Mikroeckenschutz
- Halsfreischliff
- Zentrumschnitt
- ruhiger, vibrationsfreier Lauf durch ungleiche Drallsteigung



d1 mm	d2 mm	d3 mm	l1 mm	l2 mm	l3 mm x 45°	c mm	Z	Code-Nr.
6,000	6,000	5,500	57,000	13,000	20,000	0,150	4	6,000
8,000	8,000	7,500	63,000	19,000	26,000	0,150	4	8,000
10,000	10,000	9,200	72,000	22,000	30,000	0,200	4	10,000
12,000	12,000	11,200	83,000	26,000	36,000	0,200	4	12,000
16,000	16,000	15,000	92,000	32,000	42,000	0,350	4	16,000
20,000	20,000	19,000	104,000	38,000	52,000	0,450	4	20,000

SuperF-UT-Fräser

SuperF-UT-Fräser FS

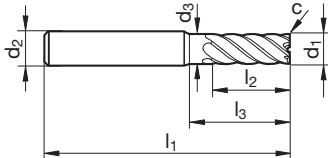


Katalog-Nr. 64558



P	M	K	N	S	H	Arbeitsrichtwerte Seite 513-517
•	•	•	•	•	•	

- größtmögliche Vorteile bei Schlicht- und Semischrupp-Operationen speziell unter HPC Bedingungen
- zum Feinstschlichten bis 50 HRC mit überragender Oberflächengüte
- längeres Baumaß siehe F-UT N-5 mit 5 Zähnen
- Mikroeckenschutz
- Halsfreischliff
- Zentrumschnitt
- ruhiger, vibrationsfreier Lauf durch ungleiche Drallsteigung



d1 mm	d2 mm	d3 mm	l1 mm	l2 mm	l3 mm	c mm x 45°	Z	Code-Nr.
8,000	8,000	7,500	63,000	19,000	26,000	0,100	6	8,000
10,000	10,000	9,200	72,000	22,000	30,000	0,100	6	10,000
12,000	12,000	11,200	83,000	26,000	36,000	0,100	6	12,000
16,000	16,000	15,000	92,000	32,000	42,000	0,150	6	16,000
20,000	20,000	19,000	104,000	38,000	52,000	0,150	6	20,000
25,000	25,000	23,500	121,000	45,000	63,000	0,200	6	25,000

SuperF-UT-Fräser

SuperF-UT-Fräser FS

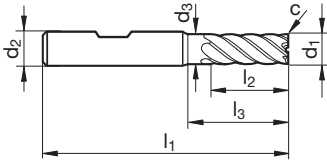


Katalog-Nr. 64559




P	M	K	N	S	H	Arbeitsrichtwerte Seite 513-517
•	•	•	•	•	•	

- größtmögliche Vorteile bei Schlicht- und Semischrupp-Operationen speziell unter HPC Bedingungen
- zum Feinstschlichten bis 50 HRC mit überragender Oberflächengüte
- längeres Baumaß siehe F-UT N-5 mit 5 Zähnen
- Mikroeckenschutz
- Halsfreischliff
- Zentrumschnitt
- ruhiger, vibrationsfreier Lauf durch ungleiche Drallsteigung



d1 mm	d2 mm	d3 mm	l1 mm	l2 mm	l3 mm	c mm x 45°	Z	Code-Nr.
8,000	8,000	7,500	63,000	19,000	26,000	0,100	6	8,000
10,000	10,000	9,200	72,000	22,000	30,000	0,100	6	10,000
12,000	12,000	11,200	83,000	26,000	36,000	0,100	6	12,000
16,000	16,000	15,000	92,000	32,000	42,000	0,150	6	16,000
20,000	20,000	19,000	104,000	38,000	52,000	0,150	6	20,000
25,000	25,000	23,500	121,000	45,000	63,000	0,200	6	25,000





FRÄSWERKZEUGE



ISO-CODES

P	Stahl, hochlegierter Stahl
M	Rostfreier Stahl
K	Grauguss, Sphäroguss und Temperguss
N	Aluminium und andere Nichteisenmetalle
S	Sonder-, Super- und Titanlegierungen
H	Gehärteter Stahl und Hartguss

Auf den Produktseiten finden Sie zu jedem Werkzeug Empfehlungen zur Eignung für die Anwendungsgruppen bzw. die Angaben von max. Zugfestigkeit und Härte:

- optimal geeignet
- bedingt geeignet
- nicht geeignet



PIKTOGRAMME

SCHNEIDSTOFF	VHM	M42	HSS-E-PM						
Vollhartmetall									
BESCHICHTUNG	blank	TiAlN	TiAl-SiN	Al-TiN	AlTiN nano	Al-TiN+			
Ø-TOLERANZ	e8	e8/h10	h8	h10	m8	js9	k10	js12	k12
SCHNEIDRICHTUNG									
rechts									
SCHAFTFORM	HA	HB	B						
SPIRALWINKEL	20°	30°	45°	55°					
NORM	DIN 6527 K	DIN 6527 L	DIN 6528	DIN 327	DIN 844 K	DIN 844 L	WN		
Werksnorm									
TYP	W	N	NH	H	NF	WR	NRf	HR	NR
	Super AF-60	Super AF-90	Super AF-120	Super AD-90					

P	M	K	N	S	H	Typ	Schaftform	Spiralwinkel °	Schneidstoff	Oberfläche	Norm	d1/mm	Katalog-Nr.	Progr. Seite
---	---	---	---	---	---	-----	------------	----------------	--------------	------------	------	-------	-------------	--------------

Bohrnutenfräser Alu

		W	HB	45	VHM	blank	DIN 6527K	3,000 - 20,000	74204	584
		W	HB	45	VHM	blank	DIN 6527L	3,000 - 20,000	74202	585
		W	HA	45	VHM	blank	Werksnorm	5,000 - 16,000	74206	586
		W	HA	45	VHM	blank	Werksnorm	6,000 - 20,000	74479	587

Langlochfräser (2-Schneider)

		N	HB	30	VHM	blank	DIN 6527K	2,000 - 20,000	74520	588
		N	HB	30	VHM	TiAlN	DIN 6527K	2,000 - 20,000	54520	589
		N	HA	30	VHM	TiAlN	DIN 6527L	2,000 - 20,000	54519	590
		N	HB	30	VHM	blank	DIN 6527L	2,000 - 20,000	74521	591
		N	HB	30	VHM	TiAlN	DIN 6527L	2,000 - 20,000	54521	592
		N	HA	30	VHM	blank	Werksnorm	3,000 - 20,000	74404	593
		N	HA	30	VHM	TiAlN	Werksnorm	5,000 - 20,000	54404	594

Mini-Bohrnutenfräser (3-Schneider)

		N	HA/HB	30	VHM	TiAlN	Werksnorm	0,300 - 20,000	64080	595
		NH	HA/HB	45	VHM	TiAlN	Werksnorm	1,000 - 10,000	64180	596

P	M	K	N	S	H	Typ	Schaftform	Spiralwinkel °	Schneidstoff	Oberfläche	Norm	d1/mm	Katalog-Nr.	Progr. Seite
---	---	---	---	---	---	-----	------------	----------------	--------------	------------	------	-------	-------------	--------------

Bohrnutenfräser (3-Schneider)

	•	•	•	•	•	N	HB	30	VHM	blank	DIN 6527K	2,000 - 20,000	74522	597
	•	•	•	○	•	N	HB	30	VHM	TiAIN	DIN 6527K	2,000 - 20,000	64522	598
	•	•	•	○	•	N	HA	30	VHM	TiAIN	DIN 6527L	2,000 - 20,000	54523	599
	•	•	•	•	•	N	HB	30	VHM	blank	DIN 6527L	2,000 - 20,000	74523	600
	•	•	•	○	•	N	HB	30	VHM	TiAIN	DIN 6527L	2,000 - 20,000	64523	601
	•	•	○	○	•	N	HA	30	VHM	blank	Werksnorm	3,000 - 20,000	74424	602
	•	•	•	○	•	N	HA	30	VHM	TiAIN	Werksnorm	3,000 - 20,000	54424	603

Bohrnutenfräser NH (3-Schneider)

	•	•	•	○	•	NH	HB	45	VHM	TiAIN	DIN 6527K	3,000 - 20,000	64570	604
	•	•	•	•	•	NH	HA	45	VHM	blank	DIN 6527L	3,000 - 20,000	74478	605
	•	•	•	○	•	NH	HA	45	VHM	TiAIN	DIN 6527L	1,000 - 20,000	64478	606
	•	•	•	○	•	NH	HB	45	VHM	TiAIN	DIN 6527L	3,000 - 20,000	64571	607

Schaftfräser (4-Schneider)

	•	•	•	○	•	N	HA	30	VHM	TiAIN	DIN 6527L	2,000 - 20,000	54524	608
	•	•	•	•	•	N	HB	30	VHM	blank	DIN 6527L	3,000 - 20,000	74525	609

P	M	K	N	S	H	Typ	Schaftform	Spiralwinkel °	Schneidstoff	Oberfläche	Norm	d1/mm	Katalog-Nr.	Progr. Seite
---	---	---	---	---	---	-----	------------	----------------	--------------	------------	------	-------	-------------	--------------

Schaftfräser (4-Schneider)



•	○	•	○	○	○	N	HB	30	VHM	TiAlN	DIN 6527L	2,000 - 20,000	64525	610
---	---	---	---	---	---	---	----	----	-----	-------	-----------	----------------	-------	-----



•	○	•	○	○	○	N	HA	30	VHM	TiAlN	Werksnorm	3,000 - 20,000	54444	611
---	---	---	---	---	---	---	----	----	-----	-------	-----------	----------------	-------	-----

Schaftfräser mit Eckradius



•	•	•	○	•	○	N	HA	30	VHM	TiAlN	DIN 6527L	6,000 - 16,000	54522	612
---	---	---	---	---	---	---	----	----	-----	-------	-----------	----------------	-------	-----



•	•	•	○	•	○	N	HA	30	VHM	TiAlN	DIN 6527L	6,000 - 20,000	54526	613
---	---	---	---	---	---	---	----	----	-----	-------	-----------	----------------	-------	-----



•	•	•	○	•	○	NH	HA	45	VHM	TiAlN	DIN 6527L	6,000 - 20,000	54206	614
---	---	---	---	---	---	----	----	----	-----	-------	-----------	----------------	-------	-----

Schlichtfräser, mehrschneidig



•	•	•	○	•	○	NH	HA	45	VHM	TiAlN	Werksnorm	3,000 - 20,000	54205	615
---	---	---	---	---	---	----	----	----	-----	-------	-----------	----------------	-------	-----



•	•	•	○	•	○	NH	HB	45	VHM	TiAlN	Werksnorm	6,000 - 20,000	54201	616
---	---	---	---	---	---	----	----	----	-----	-------	-----------	----------------	-------	-----



•	•	•	○	•	○	NH	HA	45	VHM	TiAlN	Werksnorm	6,000 - 20,000	54225	617
---	---	---	---	---	---	----	----	----	-----	-------	-----------	----------------	-------	-----



•	•	•	○	•	○	NH	HB	45	VHM	TiAlN	Werksnorm	6,000 - 20,000	54221	618
---	---	---	---	---	---	----	----	----	-----	-------	-----------	----------------	-------	-----

Hartfräser, mehrschneidig



•	•	•	○	•	○	H	HA	55	VHM	TiAlSiN	Werksnorm	3,000 - 20,000	54207	619
---	---	---	---	---	---	---	----	----	-----	---------	-----------	----------------	-------	-----



•	•	•	○	•	○	H	HA	55	VHM	TiAlSiN	Werksnorm	6,000 - 20,000	54227	620
---	---	---	---	---	---	---	----	----	-----	---------	-----------	----------------	-------	-----

P	M	K	N	S	H	Typ	Schaft- form	Spiral- winkel °	Schneidstoff	Oberfläche	Norm	d1/mm	Katalog-Nr.	Progr. Seite
---	---	---	---	---	---	-----	-----------------	---------------------	--------------	------------	------	-------	-------------	-----------------

Schruppfräser

		NF	HB	30	VHM	TiAIN	DIN 6527L	6,000 - 25,000	54496	621
		NF	HB	45	VHM	TiAIN	DIN 6527L	6,000 - 25,000	54497	622
		WR	HB	30	VHM	blank	DIN 6527L	6,000 - 20,000	74203	623
		WR	HB	30	VHM	blank	DIN 6527L	6,000 - 20,000	74303	624
		NRf	HB	30	VHM	TiAIN	DIN 6527L	6,000 - 20,000	64495	625
		HR	HB	20	VHM	TiAlSiN	DIN 6527L	6,000 - 20,000	64497	626

Radiusfräser

		N	HA	30	VHM	blank	DIN 6527L	3,000 - 20,000	74543	627
		N	HA	30	VHM	TiAIN	DIN 6527L	0,500 - 20,000	54541	628
		N	HB	30	VHM	TiAIN	DIN 6527L	1,000 - 20,000	64542	629
		N	HA	30	VHM	blank	Werksnorm	3,000 - 12,000	74545	630
		N	HA	30	VHM	TiAIN	Werksnorm	3,000 - 12,000	64545	631
		N	HA	30	VHM	blank	DIN 6528	4,000 - 16,000	74531	632
		N	HA	30	VHM	TiAIN	DIN 6528	4,000 - 20,000	54531	633
		N	HB	30	VHM	TiAIN	DIN 6527L	3,000 - 20,000	64532	634

P	M	K	N	S	H	Typ	Schaftform	Spiralwinkel °	Schneidstoff	Oberfläche	Norm	d1/mm	Katalog-Nr.	Progr. Seite
---	---	---	---	---	---	-----	------------	----------------	--------------	------------	------	-------	-------------	--------------

Radiusfräser



•	•	•	○	○		N	HA	30	VHM	TiAlN	Werksnorm	3,000 - 12,000	64535	635
---	---	---	---	---	--	---	----	----	-----	-------	-----------	----------------	-------	-----

Kopierfräser mit Torusanschliff



•	•	•	•	•	•	H	HA	30	VHM	TiAlSiN	Werksnorm	3,000 - 16,000	54304	636
---	---	---	---	---	---	---	----	----	-----	---------	-----------	----------------	-------	-----



•	•	•	•	•	•	H	HA	30	VHM	TiAlSiN	Werksnorm	6,000 - 16,000	54305	637
---	---	---	---	---	---	---	----	----	-----	---------	-----------	----------------	-------	-----



•	•	•	•	○		N	HA	30	VHM	TiAlSiN	Werksnorm	2,000 - 12,000	54302	638
---	---	---	---	---	--	---	----	----	-----	---------	-----------	----------------	-------	-----



•	•	•	•	○		N	HA	30	VHM	TiAlSiN	Werksnorm	2,000 - 12,000	54303	639
---	---	---	---	---	--	---	----	----	-----	---------	-----------	----------------	-------	-----

Kopierfräser mit Vollradius



•	•	•	•	•	•	H	HA	30	VHM	TiAlSiN	Werksnorm	0,500 - 16,000	54306	640
---	---	---	---	---	---	---	----	----	-----	---------	-----------	----------------	-------	-----



•	•	•	•	•	•	H	HA	30	VHM	TiAlSiN	Werksnorm	3,000 - 16,000	54307	641
---	---	---	---	---	---	---	----	----	-----	---------	-----------	----------------	-------	-----



•	•	•	•	○		N	HA	30	VHM	TiAlSiN	Werksnorm	2,000 - 12,000	54300	642
---	---	---	---	---	--	---	----	----	-----	---------	-----------	----------------	-------	-----



•	•	•	•	○		N	HA	30	VHM	TiAlSiN	Werksnorm	2,000 - 12,000	54301	643
---	---	---	---	---	--	---	----	----	-----	---------	-----------	----------------	-------	-----

Pilotfräser



•	•	•	•	•	•	N	HA	30	VHM	AlTiN+	DIN 6527L	1,400 - 12,000	54700	644
---	---	---	---	---	---	---	----	----	-----	--------	-----------	----------------	-------	-----

Entgratfräser 60°



•	•	•	•	•		SuperAF-60	HA	0	VHM	AlTiN	Werksnorm	4,000 - 12,000	53393	645
---	---	---	---	---	--	------------	----	---	-----	-------	-----------	----------------	-------	-----

P	M	K	N	S	H	Typ	Schaftform	Spiralwinkel °	Schneidstoff	Oberfläche	Norm	d1/mm	Katalog-Nr.	Progr. Seite
---	---	---	---	---	---	-----	------------	----------------	--------------	------------	------	-------	-------------	--------------

Entgratfräser 60°



•	•	•	•	•		SuperAF-60	HB	0	VHM	AlTiN	Werksnorm	6,000 - 12,000	53394	646
---	---	---	---	---	--	------------	----	---	-----	-------	-----------	----------------	-------	-----

Entgratfräser 90°



•	•	•	•	•		SuperAF-90	HA	0	VHM	AlTiN	Werksnorm	4,000 - 12,000	53395	647
---	---	---	---	---	--	------------	----	---	-----	-------	-----------	----------------	-------	-----



•	•	•	•	•		SuperAF-90	HB	0	VHM	AlTiN	Werksnorm	4,000 - 12,000	53396	648
---	---	---	---	---	--	------------	----	---	-----	-------	-----------	----------------	-------	-----

Entgratfräser 120°



•	•	•	•	•		SuperAF-120	HA	0	VHM	AlTiN	Werksnorm	4,000 - 12,000	53397	649
---	---	---	---	---	--	-------------	----	---	-----	-------	-----------	----------------	-------	-----



•	•	•	•	•		SuperAF-120	HB	0	VHM	AlTiN	Werksnorm	6,000 - 12,000	53398	650
---	---	---	---	---	--	-------------	----	---	-----	-------	-----------	----------------	-------	-----

Vor- und Rückwärtsentgrater 90°



•	•	•	•	•		SuperAD-90	HA	0	VHM	AlTiN nano	Werksnorm	3,000 - 12,000	52365	651
---	---	---	---	---	--	------------	----	---	-----	------------	-----------	----------------	-------	-----

P	M	K	N	S	H	Typ	Schaft- form	Spiral- winkel °	Schneidstoff	Oberfläche	Norm	d1/mm	Katalog-Nr.	Progr. Seite
---	---	---	---	---	---	-----	-----------------	---------------------	--------------	------------	------	-------	-------------	-----------------

Langlochfräser (2-Schneider)

		N	B	30	M42	blank	DIN 327	1,000 - 25,000	74231	652
		N	B	30	M42	TiAIN	DIN 327	1,000 - 20,000	64640	653
		N	B	30	M42	blank	DIN 844K	3,000 - 20,000	74243	654
		N	B	30	M42	TiAIN	DIN 844K	3,000 - 20,000	64670	655
		N	B	30	M42	blank	DIN 844L	3,000 - 20,000	74244	656
		N	B	30	M42	TiAIN	DIN 844L	4,000 - 20,000	64671	657

Bohrnutenfräser (3-Schneider)

		N	B	30	M42	blank	DIN 327	2,800 - 25,000	74280	658
		N	B	30	M42	TiAIN	DIN 327	2,800 - 25,000	64604	659
		N	B	30	M42	blank	DIN 844K	3,000 - 20,000	74282	660
		N	B	30	M42	TiAIN	DIN 844K	3,000 - 20,000	64641	661
		N	B	30	M42	blank	DIN 844L	3,000 - 20,000	74294	663
		N	B	30	M42	TiAIN	DIN 844L	4,000 - 18,000	54294	662

Mini-Bohrnutenfräser (3-Schneider)

		N	B	30	M42	TiAIN	Werksnorm	3,000 - 10,000	54080	664
--	--	---	---	----	-----	-------	-----------	----------------	--------------	-----

P	M	K	N	S	H	Typ	Schaftform	Spiralwinkel °	Schneidstoff	Oberfläche	Norm	d1/mm	Katalog-Nr.	Progr. Seite
---	---	---	---	---	---	-----	------------	----------------	--------------	------------	------	-------	-------------	--------------

Mini-Bohrnutenfräser (3-Schneider)



•	•	•	•	•		N	B	30	M42	TiAIN	Werksnorm	3,000 - 10,000	54180	665
---	---	---	---	---	--	---	---	----	-----	-------	-----------	----------------	-------	-----

Schafffräser (mehrschneidig)



•	•	○	○			N	B	30	M42	blank	DIN 844K	2,000 - 25,000	74617	666
---	---	---	---	--	--	---	---	----	-----	-------	----------	----------------	-------	-----



•	•	•	○			N	B	30	M42	TiAIN	DIN 844K	3,000 - 25,000	64667	667
---	---	---	---	--	--	---	---	----	-----	-------	----------	----------------	-------	-----



•	○	•	○			N	B	30	M42	blank	DIN 844L	3,000 - 25,000	74847	668
---	---	---	---	--	--	---	---	----	-----	-------	----------	----------------	-------	-----



•	•	•	○			N	B	30	M42	TiAIN	DIN 844L	3,000 - 32,000	54847	669
---	---	---	---	--	--	---	---	----	-----	-------	----------	----------------	-------	-----



•	○					N	B	30	M42	blank	Werksnorm	6,000 - 20,000	74800	670
---	---	--	--	--	--	---	---	----	-----	-------	-----------	----------------	-------	-----

Schruppschlichtfräser



•	•	•				NF	B	30	M42	TiAIN	DIN 844K	6,000 - 25,000	54815	671
---	---	---	--	--	--	----	---	----	-----	-------	----------	----------------	-------	-----

Schruppfräser (3-Schneider)



•	•	•				NRf	B	30	HSS-E-PM	blank	DIN 844K	6,000 - 20,000	74825	672
---	---	---	--	--	--	-----	---	----	----------	-------	----------	----------------	-------	-----



•	•	•				NRf	B	30	HSS-E-PM	TiAIN	DIN 844K	6,000 - 20,000	54825	673
---	---	---	--	--	--	-----	---	----	----------	-------	----------	----------------	-------	-----

Schruppfräser (4-Schneider)



•	•	•				NR	B	30	M42	blank	DIN 844K	6,000 - 30,000	74816	674
---	---	---	--	--	--	----	---	----	-----	-------	----------	----------------	-------	-----



•	•	•				NR	B	30	M42	TiAIN	DIN 844K	6,000 - 32,000	54816	675
---	---	---	--	--	--	----	---	----	-----	-------	----------	----------------	-------	-----

P	M	K	N	S	H	Typ	Schaft- form	Spiral- winkel °	Schneidstoff	Oberfläche	Norm	d1/mm	Katalog-Nr.	Progr. Seite
---	---	---	---	---	---	-----	-----------------	---------------------	--------------	------------	------	-------	-------------	-----------------

Schruppfräser (4-Schneider)



•	•	•	•	•	•	NRf	B	30	HSS-E-PM	blank	DIN 844K	6,000 - 25,000	74845	676
---	---	---	---	---	---	-----	---	----	----------	-------	----------	----------------	--------------	-----



•	•	•	•	•	•	NRf	B	30	HSS-E-PM	TiAlN	DIN 844K	6,000 - 25,000	54845	677
---	---	---	---	---	---	-----	---	----	----------	-------	----------	----------------	--------------	-----



•	•	•	•	•	•	NR	B	30	M42	blank	DIN 844L	6,000 - 25,000	74836	678
---	---	---	---	---	---	----	---	----	-----	-------	----------	----------------	--------------	-----



•	•	•	•	•	•	NR	B	30	M42	TiAlN	DIN 844L	6,000 - 25,000	54836	679
---	---	---	---	---	---	----	---	----	-----	-------	----------	----------------	--------------	-----

Radiusfräser



•	•	•	•	•	•	N	B	30	M42	TiAlN	DIN 327	2,000 - 20,000	54275	680
---	---	---	---	---	---	---	---	----	-----	-------	---------	----------------	--------------	-----



•	•	•	•	•	•	N	B	30	M42	TiAlN	Werksnorm	3,000 - 20,000	54276	681
---	---	---	---	---	---	---	---	----	-----	-------	-----------	----------------	--------------	-----

Arbeitsrichtwerte für VHM-Langloch- und Bohrnutenfräser

		Vorschubreihen													Vorschube f (mm/Zahn)		
Code-Buchst.		H	I	J	K	L	M	N	O	P	Q	R	S	T		U	V
Werkzeug-Ø mm	2,00	0,001	0,001	0,001	0,002	0,002	0,004	0,005	0,006	0,007	0,008	0,010	0,012	0,014	0,016	0,018	0,020
	3,00	0,002	0,002	0,003	0,003	0,004	0,007	0,010	0,010	0,010	0,015	0,016	0,013	0,019	0,022	0,024	0,030
	5,00	0,005	0,006	0,007	0,009	0,010	0,014	0,020	0,020	0,022	0,025	0,026	0,026	0,028	0,030	0,032	0,038
	6,00	0,006	0,008	0,009	0,011	0,013	0,017	0,024	0,025	0,027	0,031	0,029	0,033	0,039	0,036	0,041	0,047
	8,00	0,010	0,012	0,014	0,016	0,019	0,024	0,032	0,032	0,035	0,042	0,042	0,047	0,053	0,052	0,058	0,064
	10,00	0,013	0,015	0,018	0,021	0,025	0,030	0,038	0,039	0,044	0,050	0,053	0,059	0,065	0,066	0,073	0,080
	12,00	0,010	0,018	0,022	0,026	0,030	0,036	0,046	0,048	0,052	0,059	0,063	0,072	0,079	0,085	0,090	0,100
	16,00	0,020	0,023	0,027	0,032	0,038	0,045	0,054	0,058	0,063	0,071	0,079	0,088	0,095	0,100	0,110	0,120
	20,00	0,023	0,028	0,033	0,038	0,045	0,057	0,066	0,073	0,080	0,090	0,097	0,100	0,110	0,120	0,130	0,140
	25,00	0,030	0,035	0,040	0,045	0,055	0,065	0,075	0,100	0,120	0,130	0,140	0,150	0,165	0,170	0,180	0,190

a_e = Schnittbreite
a_p = Schnitttiefe



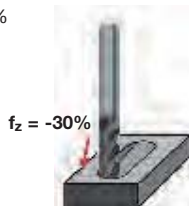
a_e = 1,0 x D

Fett gedruckte Vorschubreihen-Codebuchstaben sind bevorzugt einzusetzen, wenn es die Fräsfreigabe gestattet.

Schräges Eintauchen und Nutenfräsen

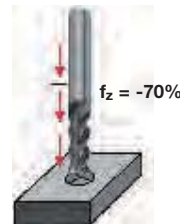
Beim schrägen Eintauchen sollte der Vorschub (v_f = mm/min) wie dargestellt reduziert werden. Bei großen Bohrtiefen über 1 x D muss zusätzlich entspannt werden. Ebenso beim Übergang in die radiale Bearbeitung.

Nutenfräsen
a_p = Schnitttiefe 0,5 x D = f_z 100%
a_p = Schnitttiefe 1,0 x D = f_z 75%



Bohren

Beim Bohren muss der Vorschub (v_f = mm/min) wie dargestellt reduziert werden. Bei großen Bohrtiefen über 0,5 x D muss zusätzlich entspannt werden.



Kühlmittel:

- Schneidöl, hochaktiviert ■
- Bohrölemulsion ■
- nur Luftkühlung □

Werkstoffgruppe	Werkstoffbeispiele, neue Bezeichnung (in Klammern alte Bezeichnung) Fettgedruckte Zahlen = Werkstoff-Nr. nach DIN EN	Zugfestigkeit MPa (N/mm ²)	Härte	Kühl- mittel
Allgemeine Baustähle	1.0035 S185(St33), 1.0486 P275N(StE285), 1.0345 P235GH(H1), 1.0425 P265GH(H2) 1.0050 E295 (St50-2), 1.0070 E360 (St70-2), 1.8937 P500NH (WStE500)	≤500 >500-850		■
Automatenstähle	1.0718 11SMnPb30 (9SMnPb28), 1.0736 11SMn37 (9SMn36) 1.0727 46S20 (45S20), 1.0728 (60S20), 1.0757 46SPb20 (45SPb20)	≤850 850-1000		■
Unlegierte Vergütungsstähle	1.0402 C22, 1.1178 C30E (Ck30) 1.0503 C45, 1.1191 C45E (Ck45) 1.0601 C60, 1.1221 C60E (Ck60)	≤ 700 700-850 850-1000		■
Legierte Vergütungsstähle	1.5131 50MnSi4, 1.7003 38Cr2, 1.7030 28Cr4 1.5710 36NiCr6, 1.7035 41Cr4, 1.7225 42CrMo4	850-≤1000 1000-1200		■
Unlegierte Einsatzstähle	1.0301 (C10), 1.1121 C10E (Ck10)	≤750		■
Legierte Einsatzstähle	1.7043 38Cr4 1.5752 15NiCr13 (15NiCr13), 1.7131 16MnCr5, 1.7264 20CrMo5	850-≤1000 1000-1200		■ ■
Nitrierstähle	1.8504 34CrAl6 1.8519 31CrMoV9, 1.8550 34CrAlNi7	≥850-≤1000 >1000-1200		■ ■
Werkzeugstähle	1.1750 C75W, 1.2067 102Cr6, 1.2307 29CrMoV9 1.2080 X210Cr12, 1.2083 X42Cr13, 1.2419 105WCr6, 1.2767 X45NiCrMo4	≤850 >850-1000		■ ■
Schnellarbeitsstähle	1.3243 S 6-5-2-5, 1.3343 S 6-5-2, 1.3344 S 6-5-3	≥650-1000		■
Federstähle	1.5026 55Si7, 1.7176 55Cr3, 1.8159 51CrV4 (51CrV4)		≤330 HB	■ ■
Gehärtete Stähle	-		≤40-48 HRC >48-60 HRC	■ ■
Rostfreie Stähle, geschwefelt	1.4005 X12CrS13, 1.4104 X14CrMoS17, 1.4105 X6CrMoS17, 1.4305 X8CrNiS18-9	≤850		■ ■
austenitisch	1.4301 X5CrNi18-10 (V2A), 1.4541 X6CrNiTi18-10, 1.4571 X6CrNiMoTi 17-12-2 (V4A)	≤850		■ ■
martensitisch	1.4057 X20CrNi 17 2 (X17CrNi16-2), 1.4122 X39CrMo17-1, 1.4521 X2CrMoTi18-2	≤850		■ ■
Gusseisen	0.6010 EN-GJL-100(GG10), 0.6020 EN-GJL-200(GG20) 0.6025 EN-GJL-250(GG25), 0.6035 EN-GJL-350(GG35)	850-≤1000 1000-1200		■ □
Kugelgraphit- und Tempereguss	0.7050 EN-GJS-500-7(GGG50), 0.8035 EN-GJMW-350-4(GTW35) 0.7070 EN-GJS-700-2(GGG70), 0.8170 EN-GJMB-700-2(GTS70)		≤240 HB <300 HB	■ ■
Hartguss	-		≤350 HB	■
Neue Gusswerkstoffe GGV	EN-GJV250 (GGV25), EN-GJV350 (GGV35) EN-GJV400 (GGV40), EN-GJV500 (GGV50), SiMo6			■ □
Neue Gusswerkstoffe ADI	EN-GJS-800-8 (ADI800), EN-GJS-1000-5 (ADI1000) EN-GJS-1200-2 (ADI1200), EN-GJS-1400-1 (ADI1400)	800-1000 1200-1400		■ □
Sonderlegierungen	Nimonic, Inconel, Monel, Hastelloy	≤1200		■
Titan und Titan-Legierungen	3.7024 Ti99,5, 3.7114 TiAl5Sn2,5, 3.7124 TiCu2 3.7154 TiAl6Zr5, 3.7165 TiAl6V4, 3.7184 TiAl4Mo4Sn2,5, - TiAl8Mo1V1	≤850 >850-1200		■ ■
Aluminium und Al-Legierungen	3.0255 Al99,5, 3.2315 AlMgSi1, 3.3515 AlMg1	≤400		■
Al-Knetlegierungen	3.0615 AlMgSiPb, 3.1325 AlCuMg1, 3.3245 AlMg3Si, 3.4365 AlZnMgCu1,5	≤450		■ ■
Al-Gusslegierungen ≤ 10 % Si	3.2131 G-AlSi5Cu1, 3.2153 G-AlSi7Cu3, 3.2573 G-AlSi9	≤600		■
> 10 % Si	3.2581 G-AlSi12, 3.2583 G-AlSi12Cu, - G-AlSi12CuNiMg	≤600		■
Magnesium-Legierungen	3.5200 MgMn2, 3.5812.05 G-MgAl8Zn1, 3.5612.05 G-MgAl6Zn1	≤450		□
Kupfer, niedriglegiert	2.0070 SE-Cu, 2.1020 CuSn6, 2.1096 G-CuSn5ZnPb	≤400		■ ■
Messing, kurzspanend	2.0380 CuZn39Pb2, 2.0401 CuZn39Pb3, 2.0410 CuZn43Pb2	≤600		■ ■
langspanend	2.0250 CuZn20, 2.0280 CuZn33, 2.0332 CuZn37Pb0,5	≤600		■ ■
Bronzen, kurzspanend	2.1090 CuSn7ZnPb, 2.1170 CuPb5Sn5, 2.1176 CuPb10Sn 2.0790 CuNi18Zn19Pb	≤600 >600-850		■ ■
Bronzen, langspanend	2.0916 CuAl5, 2.0960 CuAl9Mn, 2.1050 CuSn10 2.0980 CuAl11Ni, 2.1247 CuBe2	≤850 >850-1000		■ ■
Kunststoffe, duroplastisch	Epoxidharz, Resopal, Pertinax, Moltopren			- □
thermoplastisch	Plexiglas, Hostalen, Novodur, Makralon			- ■ □
Kunststoffe, aramidfaserverstärkt	Kevlar			- □
glas-/kohlefaserverstärkt	GFK/CFK			- □

Nutenfräsen

Katalog-Nr.	74204	74202	74479	74520	74522	54520 54522	64522	74521	74523	74478
Schneidst.	VHM		VHM	VHM		VHM		VHM		VHM
DIN	6527 K	6527 L	WN	6527 K		6527 K		6527 L		6527 L
Typ	W		W	N		N		N		NH
Seite	584	585	587	588	597	589/612	598	591	600	605



V _c m/min	VR-Code	V _c m/min	VR-Code	V _c m/min	VR-Code	V _c m/min	VR-Code	V _c m/min	VR-Code	V _c m/min	VR-Code
		73	O	120	O	63	N	63	N		
		69	M	115	N	60	L	60	L		
		73	M	120	N	63	L	63	L		
		53	N	90	O	47	M	47	M		
		73	M	120	N	63	L	63	L		
		65	M	108	N	57	L	57	L		
		53	N	90	O	47	M	47	M		
		65	N	108	O	57	M	57	M		
		53	N	90	O	47	M	47	M		
		76	M	127	N	66	L	66	L		
		65	M	108	N	57	L	57	L		
		46	N	76	O	40	M	40	M		
		73	M	120	N	63	L	63	L		
		65	L	108	M	57	L	57	L		
		65	M	108	N	57	L	57	L		
		53	L	90	M	47	L	47	L		
		39	N	64	O	33	M	33	M		
				64	M						
				64	M						
		39	N	64	O	33	M	33	M		
		35	L	58	M	30	L	30	L		
		31	M	51	N	27	L	27	L		
		92	M	152	N	80	L	80	L		
		84	L	140	M	73	L	73	L		
		76	M	127	N	66	L	66	L		
		69	L	115	M	60	L	60	L		
		46	L	76	M	40	L	40	L		
				39	M						
		39	L	64	M	33	L	33	L		
		31	L	51	M	27	L	27	L		
363	R	436	T	343	O	570	P	297	N	297	N
440	R	528	T	418	O	697	P	363	N	363	N
176	Q	212	S	168	N	279	O	146	M	146	M
143	R	172	T	137	O	228	P	119	N	119	N
209	S	251	T	191	P	317	Q	165	O	165	O
99	R	119	T	92	O	152	P	80	N	80	N
88	R	106	T	76	O	127	P	66	N	66	N
83	Q	99	S	69	N	115	O	60	M	60	M
88	Q	106	S	76	N	127	O	66	M	66	M
77	P	93	S	61	M	102	N	53	L	53	L
77	Q	93	S	61	N	102	O	53	M	53	M
66	O	80	R	53	L	90	M	47	L	47	L
99	O	119	R	92	L	152	M	80	L	80	L
88	O	106	R	84	L	140	M	73	L	73	L

Arbeitsrichtwerte für VHM-Langloch- und Bohrnutenfräser

		Vorschubreihen													Vorschube f (mm/Zahn)			
Code-Buchst.		H	I	J	K	L	M	N	O	P	Q	R	S	T		U	V	W
Werkzeug-Ø mm	2,00	0,001	0,001	0,001	0,002	0,002	0,004	0,005	0,006	0,007	0,008	0,010	0,012	0,014	0,016	0,018	0,020	
	3,00	0,002	0,002	0,003	0,003	0,004	0,007	0,010	0,010	0,010	0,015	0,016	0,013	0,019	0,022	0,024	0,030	
	5,00	0,005	0,006	0,007	0,009	0,010	0,014	0,020	0,020	0,022	0,025	0,026	0,026	0,028	0,030	0,032	0,038	
	6,00	0,006	0,008	0,009	0,011	0,013	0,017	0,024	0,025	0,027	0,031	0,029	0,033	0,039	0,036	0,041	0,047	
	8,00	0,010	0,012	0,014	0,016	0,019	0,024	0,032	0,032	0,035	0,042	0,042	0,047	0,053	0,052	0,058	0,064	
	10,00	0,013	0,015	0,018	0,021	0,025	0,030	0,038	0,039	0,044	0,050	0,053	0,059	0,065	0,066	0,073	0,080	
	12,00	0,010	0,018	0,022	0,026	0,030	0,036	0,046	0,048	0,052	0,059	0,063	0,072	0,079	0,085	0,090	0,100	
	16,00	0,020	0,023	0,027	0,032	0,038	0,045	0,054	0,058	0,063	0,071	0,079	0,088	0,095	0,100	0,110	0,120	
	20,00	0,023	0,028	0,033	0,038	0,045	0,057	0,066	0,073	0,080	0,090	0,097	0,100	0,110	0,120	0,130	0,140	
	25,00	0,030	0,035	0,040	0,045	0,055	0,065	0,075	0,100	0,120	0,130	0,140	0,150	0,165	0,170	0,180	0,190	

a_e = Schnittbreite
a_p = Schnitttiefe



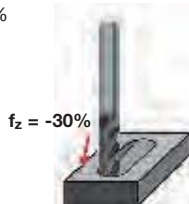
a_e = 1,0 x D

Fett gedruckte Vorschubreihen-Codebuchstaben sind bevorzugt einzusetzen, wenn es die Fräsfreigabe gestattet.

Schräges Eintauchen und Nutenfräsen

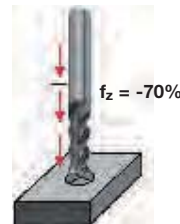
Beim schrägen Eintauchen sollte der Vorschub (v_f = mm/min) wie dargestellt reduziert werden. Bei großen Bohrtiefen über 1 x D muss zusätzlich entspannt werden. Ebenso beim Übergang in die radiale Bearbeitung.

Nutenfräsen
a_p = Schnitttiefe 0,5 x D = f_z 100%
a_p = Schnitttiefe 1,0 x D = f_z 75%



Bohren

Beim Bohren muss der Vorschub (v_f = mm/min) wie dargestellt reduziert werden. Bei großen Bohrtiefen über 0,5 x D muss zusätzlich entspannt werden.



Kühlmittel:

- Schneidöl, hochaktiviert ■
- Bohrölemulsion ■
- nur Luftkühlung □

Werkstoffgruppe	Werkstoffbeispiele, neue Bezeichnung (in Klammern alte Bezeichnung) Fettgedruckte Zahlen = Werkstoff-Nr. nach DIN EN	Zugfestigkeit MPa (N/mm ²)	Härte	Kühl- mittel
Allgemeine Baustähle	1.0035 S185(St33), 1.0486 P275N(StE285), 1.0345 P235GH(H1), 1.0425 P265GH(H2) 1.0050 E295 (St50-2), 1.0070 E360 (St70-2), 1.8937 P500NH (WStE500)	≤500 >500-850		■
Automatenstähle	1.0718 11SMnPb30 (9SMnPb28), 1.0736 11SMn37 (9SMn36) 1.0727 46S20 (45S20), 1.0728 (60S20), 1.0757 46SPb20 (45SPb20)	≤850 850-1000		■
Unlegierte Vergütungsstähle	1.0402 C22, 1.1178 C30E (Ck30) 1.0503 C45, 1.1191 C45E (Ck45) 1.0601 C60, 1.1221 C60E (Ck60)	≤ 700 700-850 850-1000		■
Legierte Vergütungsstähle	1.5131 50MnSi4, 1.7003 38Cr2, 1.7030 28Cr4 1.5710 36NiCr6, 1.7035 41Cr4, 1.7225 42CrMo4	850-≤1000 1000-1200		■
Unlegierte Einsatzstähle	1.0301 (C10), 1.1121 C10E (Ck10)	≤750		■
Legierte Einsatzstähle	1.7043 38Cr4 1.5752 15NiCr13 (15NiCr13), 1.7131 16MnCr5, 1.7264 20CrMo5	850-≤1000 1000-1200		■ ■
Nitrierstähle	1.8504 34CrAl6 1.8519 31CrMoV9, 1.8550 34CrAlNi7	≥850-≤1000 >1000-1200		■ ■
Werkzeugstähle	1.1750 C75W, 1.2067 102Cr6, 1.2307 29CrMoV9 1.2080 X210Cr12, 1.2083 X42Cr13, 1.2419 105WCr6, 1.2767 X45NiCrMo4	≤850 >850-1000		■ ■
Schnellarbeitsstähle	1.3243 S 6-5-2-5, 1.3343 S 6-5-2, 1.3344 S 6-5-3	≥650-1000		■
Federstähle	1.5026 55Si7, 1.7176 55Cr3, 1.8159 51CrV4 (51CrV4)		≤330 HB	■ ■
Gehärtete Stähle	-		≤40-48 HRC >48-60 HRC	■ ■
Rostfreie Stähle, geschwefelt	1.4005 X12CrS13, 1.4104 X14CrMoS17, 1.4105 X6CrMoS17, 1.4305 X8CrNiS18-9	≤850		■ ■
austenitisch	1.4301 X5CrNi18-10 (V2A), 1.4541 X6CrNiTi18-10, 1.4571 X6CrNiMoTi 17-12-2 (V4A)	≤850		■ ■
martensitisch	1.4057 X20CrNi 17 2 (X17CrNi16-2), 1.4122 X39CrMo17-1, 1.4521 X2CrMoTi18-2	≤850		■ ■
Gusseisen	0.6010 EN-GJL-100(GG10), 0.6020 EN-GJL-200(GG20) 0.6025 EN-GJL-250(GG25), 0.6035 EN-GJL-350(GG35)	850-≤1000 1000-1200		■ □
Kugelgraphit- und Tempereguss	0.7050 EN-GJS-500-7(GGG50), 0.8035 EN-GJMW-350-4(GTW35) 0.7070 EN-GJS-700-2(GGG70), 0.8170 EN-GJMB-700-2(GTS70)		≤240 HB <300 HB	■ ■
Hartguss	-		≤350 HB	■
Neue Gusswerkstoffe GGV	EN-GJV250 (GGV25), EN-GJV350 (GGV35) EN-GJV400 (GGV40), EN-GJV500 (GGV50), SiMo6			■ □
Neue Gusswerkstoffe ADI	EN-GJS-800-8 (ADI800), EN-GJS-1000-5 (ADI1000) EN-GJS-1200-2 (ADI1200), EN-GJS-1400-1 (ADI1400)	800-1000 1200-1400		■ □
Sonderlegierungen	Nimonic, Inconel, Monel, Hastelloy	≤1200		■
Titan und Titan-Legierungen	3.7024 Ti99,5, 3.7114 TiAl6Sn2,5, 3.7124 TiCu2 3.7154 TiAl6Zr5, 3.7165 TiAl6V4, 3.7184 TiAl4Mo4Sn2,5, - TiAl8Mo1V1	≤850 >850-1200		■ ■
Aluminium und Al-Legierungen	3.0255 Al99,5, 3.2315 AlMgSi1, 3.3515 AlMg1	≤400		■
Al-Knetlegierungen	3.0615 AlMgSiPb, 3.1325 AlCuMg1, 3.3245 AlMg3Si, 3.4365 AlZnMgCu1,5	≤450		■ ■
Al-Gusslegierungen ≤ 10 % Si	3.2131 G-AlSi5Cu1, 3.2153 G-AlSi7Cu3, 3.2573 G-AlSi9	≤600		■
> 10 % Si	3.2581 G-AlSi12, 3.2583 G-AlSi12Cu, - G-AlSi12CuNiMg	≤600		■
Magnesium-Legierungen	3.5200 MgMn2, 3.5812.05 G-MgAl8Zn1, 3.5612.05 G-MgAl6Zn1	≤450		□
Kupfer, niedriglegiert	2.0070 SE-Cu, 2.1020 CuSn6, 2.1096 G-CuSn5ZnPb	≤400		■ ■
Messing, kurzspanend	2.0380 CuZn39Pb2, 2.0401 CuZn39Pb3, 2.0410 CuZn43Pb2	≤600		■ ■
langspanend	2.0250 CuZn20, 2.0280 CuZn33, 2.0332 CuZn37Pb0,5	≤600		■ ■
Bronzen, kurzspanend	2.1090 CuSn7ZnPb, 2.1170 CuPb5Sn5, 2.1176 CuPb10Sn 2.0790 CuNi18Zn19Pb	≤600 >600-850		■ ■
Bronzen, langspanend	2.0916 CuAl5, 2.0960 CuAl9Mn, 2.1050 CuSn10 2.0980 CuAl11Ni, 2.1247 CuBe2	≤850 >850-1000		■ ■
Kunststoffe, duroplastisch	Epoxidharz, Resopal, Pertinax, Moltopren			- □
thermoplastisch	Plexiglas, Hostalen, Novodur, Makralon			- ■ □
Kunststoffe, aramidfaserverstärkt	Kevlar			- □
glas-/kohlefaserverstärkt	GFK/CFK			- □

Nutenfräsen

Katalog-Nr.	54521 54519	54523 64523	64478	64570 64571	74404	74424	54404	54424	64080	64180
Schneidst.	VHM		VHM		VHM		VHM		VHM	
DIN	6527 L		6527 L	6527 K/L	Werksnorm		Werksnorm		Werksnorm	
Typ	N		NH		N		N		N	
Seite	592/590	599/601	606	604/607	593	602	594	603	595	596

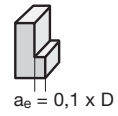


V _c m/min	VR-Code	V _c m/min	VR-Code	V _c m/min	VR-Code	V _c m/min	VR-Code	V _c m/min	VR-Code	V _c m/min	VR-Code
105	N	105	N	50	J	80	J	95	M	105	N
99	M	99	M	45	H	75	I	90	L	100	M
105	M	105	M	50	H	80	I	95	L	105	M
77	N	77	N	35	I	60	J	70	M	75	N
105	M	105	M	50	H	80	I	95	L	105	M
94	M	94	M	40	H	70	I	85	L	95	M
77	N	77	N	35	I	60	J	70	M	75	N
94	N	94	N	40	I	70	J	85	M	95	N
77	N	77	N	35	I	60	J				
110	M	110	M	45	H	75	I	100	L	110	M
94	M	94	M	40	H	70	I	85	L	95	M
66	N	66	N	30	I	50	J				
105	M	105	M	50	H	80	I	95	L	105	M
94	L	94	L	40	H	70	H				
94	M	94	M	40	H	70	I	85	L	95	M
77	L	77	L	35	H	60	H	70	K	75	L
55	N	55	N	38	I	45	J	50	M	55	N
55	L	55	L								
55	N	55	N					50	M	55	N
50	L	50	L					45	K	50	L
44	M	44	M					40	L	45	M
132	M	132	M	60	H	105	I	120	L	130	M
121	L	121	L	55	H	95	H	110	K	120	L
110	M	110	M	55	H	90	I	100	L	110	M
99	L	99	L	45	H	75	H	90	K	100	L
66	L	66	L					60	K	65	L
33	L	33	L							35	L
55	L	55	L	40	H	65	H	50	K	55	L
44	L	44	L	20	H	35	H	40	K	45	L
495	O	495	O					330	Q	330	Q
605	O	605	O					400	Q	400	Q
242	N	242	N					160	P	245	N
198	O	198	O					130	Q	200	O
275	P	275	P					185	R	185	R
132	O	132	O					90	Q	130	O
110	O	110	O					80	Q	110	O
99	N	99	N					70	P	75	P
110	N	110	N					80	P	110	N
88	M	88	M					70	O	90	M
88	N	88	N					70	P	70	P
77	L	77	L					60	N	60	N
132	L	132	L					90	N	90	N
121	L	121	L					80	N	80	N

Arbeitsrichtwerte für VHM-Bohrnuten- und Schafffräser

		Vorschubreihen													Vorschube f (mm/Zahn)		
Code-Buchst.		H	I	J	K	L	M	N	O	P	Q	R	S	T		U	V
Werkzeug-Ø mm	2,00	0,001	0,001	0,001	0,002	0,002	0,004	0,005	0,006	0,007	0,008	0,010	0,012	0,014	0,016	0,018	0,020
	3,00	0,002	0,002	0,003	0,003	0,004	0,007	0,010	0,010	0,010	0,015	0,016	0,013	0,019	0,022	0,024	0,030
	5,00	0,005	0,006	0,007	0,009	0,010	0,014	0,020	0,020	0,022	0,025	0,026	0,026	0,028	0,030	0,032	0,038
	6,00	0,006	0,008	0,009	0,011	0,013	0,017	0,024	0,025	0,027	0,031	0,029	0,033	0,039	0,036	0,041	0,047
	8,00	0,010	0,012	0,014	0,016	0,019	0,024	0,032	0,032	0,035	0,042	0,042	0,047	0,053	0,052	0,058	0,064
	10,00	0,013	0,015	0,018	0,021	0,025	0,030	0,038	0,039	0,044	0,050	0,053	0,059	0,065	0,066	0,073	0,080
	12,00	0,010	0,018	0,022	0,026	0,030	0,036	0,046	0,048	0,052	0,059	0,063	0,072	0,079	0,085	0,090	0,100
	16,00	0,020	0,023	0,027	0,032	0,038	0,045	0,054	0,058	0,063	0,071	0,079	0,088	0,095	0,100	0,110	0,120
	20,00	0,023	0,028	0,033	0,038	0,045	0,057	0,066	0,073	0,080	0,090	0,097	0,100	0,110	0,120	0,130	0,140
	25,00	0,030	0,035	0,040	0,045	0,055	0,065	0,075	0,100	0,120	0,130	0,140	0,150	0,165	0,170	0,180	0,190

a_e = Schnittbreite
a_p = Schnitttiefe

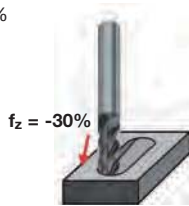


Fett gedruckte Vorschubreihen-Codebuchstaben sind bevorzugt einzusetzen, wenn es die Fräsfreigabe gestattet.

Schräges Eintauchen und Nutenfräsen

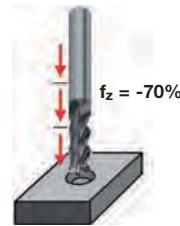
Beim schrägen Eintauchen sollte der Vorschub (v_f = mm/min) wie dargestellt reduziert werden. Bei großen Bohrtiefen über 1 x D muss zusätzlich entspannt werden. Ebenso beim Übergang in die radiale Bearbeitung. Nutenfräsen

a_p = Schnitttiefe 0,5 x D = f_z 100%
a_p = Schnitttiefe 1,0 x D = f_z 75%



Bohren

Beim Bohren muss der Vorschub (v_f = mm/min) wie dargestellt reduziert werden. Bei großen Bohrtiefen über 0,5 x D muss zusätzlich entspannt werden.



Kühlmittel:

- Schneidöl, hochaktiviert ■
- Bohrölemulsion ■
- nur Luftkühlung □

Werkstoffgruppe	Werkstoffbeispiele, neue Bezeichnung (in Klammern alte Bezeichnung) Fettgedruckte Zahlen = Werkstoff-Nr. nach DIN EN	Zugfestigkeit MPa (N/mm ²)	Härte	Kühl- mittel
Allgemeine Baustähle	1.0035 S185(St33), 1.0486 P275N(StE285), 1.0345 P235GH(H1), 1.0425 P265GH(H2) 1.0050 E295 (St50-2), 1.0070 E360 (St70-2), 1.8937 P500NH (WStE500)	≤500 >500-850		■
Automatenstähle	1.0718 11SMnPb30 (9SMnPb28), 1.0736 11SMn37 (9SMn36) 1.0727 46S20 (45S20), 1.0728 (60S20), 1.0757 46SPb20 (45SPb20)	≤850 850-1000		■
Unlegierte Vergütungsstähle	1.0402 C22, 1.1178 C30E (Ck30) 1.0503 C45, 1.1191 C45E (Ck45) 1.0601 C60, 1.1221 C60E (Ck60)	≤ 700 700-850 850-1000		■
Legierte Vergütungsstähle	1.5131 50MnSi4, 1.7003 38Cr2, 1.7030 28Cr4 1.5710 36NiCr6, 1.7035 41Cr4, 1.7225 42CrMo4	850-≤1000 1000-1200		■
Unlegierte Einsatzstähle	1.0301 (C10), 1.1121 C10E (Ck10)	≤750		■
Legierte Einsatzstähle	1.7043 38Cr4 1.5752 15NiCr13 (15NiCr13), 1.7131 16MnCr5, 1.7264 20CrMo5	850-≤1000 1000-1200		■
Nitrierstähle	1.8504 34CrAl6 1.8519 31CrMoV9, 1.8550 34CrAlNi7	≥850-≤1000 >1000-1200		■
Werkzeugstähle	1.1750 C75W, 1.2067 102Cr6, 1.2307 29CrMoV9 1.2080 X210Cr12, 1.2083 X42Cr13, 1.2419 105WCr6, 1.2767 X45NiCrMo4	≤850 >850-1000		■
Schnellarbeitsstähle	1.3243 S 6-5-2-5, 1.3343 S 6-5-2, 1.3344 S 6-5-3	≥650-1000		■
Federstähle	1.5026 55Si7, 1.7176 55Cr3, 1.8159 51CrV4 (51CrV4)		≤330 HB	■
Gehärtete Stähle	-		≤40-48 HRC >48-60 HRC	■
Rostfreie Stähle, geschwefelt austenitisch martensitisch	1.4005 X12CrS13, 1.4104 X14CrMoS17, 1.4105 X6CrMoS17, 1.4305 X8CrNiS18-9 1.4301 X5CrNi18-10 (V2A), 1.4541 X6CrNiTi18-10, 1.4571 X6CrNiMoTi 17-12-2 (V4A) 1.4057 X20CrNi 17 2 (X17CrNi16-2), 1.4122 X39CrMo17-1, 1.4521 X2CrMoTi18-2	≤850 ≤850 ≤850		■
Gusseisen	0.6010 EN-GJL-100(GG10), 0.6020 EN-GJL-200(GG20) 0.6025 EN-GJL-250(GG25), 0.6035 EN-GJL-350(GG35)	850-≤1000 1000-1200		■ □
Kugelgraphit- und Tempereguss	0.7050 EN-GJS-500-7(GGG50), 0.8035 EN-GJMW-350-4(GTW35) 0.7070 EN-GJS-700-2(GGG70), 0.8170 EN-GJMB-700-2(GTS70)		≤240 HB <300 HB	■
Hartguss	-		≤350 HB	■
Neue Gusswerkstoffe GGV	EN-GJV250 (GGV25), EN-GJV350 (GGV35) EN-GJV400 (GGV40), EN-GJV500 (GGV50), SiMo6			■ □
Neue Gusswerkstoffe ADI	EN-GJS-800-8 (ADI800), EN-GJS-1000-5 (ADI1000) EN-GJS-1200-2 (ADI1200), EN-GJS-1400-1 (ADI1400)	800-1000 1200-1400		■ □
Sonderlegierungen	Nimonic, Inconel, Monel, Hastelloy	≤1200		■
Titan und Titan-Legierungen	3.7024 Ti99,5, 3.7114 TiAl6Sn2,5, 3.7124 TiCu2 3.7154 TiAl6Zr5, 3.7165 TiAl6V4, 3.7184 TiAl4Mo4Sn2,5, - TiAl8Mo1V1	≤850 >850-1200		■
Aluminium und Al-Legierungen	3.0255 Al99,5, 3.2315 AlMgSi1, 3.3515 AlMg1	≤400		■
Al-Knetlegierungen	3.0615 AlMgSiPb, 3.1325 AlCuMg1, 3.3245 AlMg3Si, 3.4365 AlZnMgCu1,5	≤450		■
Al-Gusslegierungen ≤ 10 % Si > 10 % Si	3.2131 G-AlSi5Cu1, 3.2153 G-AlSi7Cu3, 3.2573 G-AlSi9 3.2581 G-AlSi12, 3.2583 G-AlSi12Cu, - G-AlSi12CuNiMg	≤600 ≤600		■
Magnesium-Legierungen	3.5200 MgMn2, 3.5812.05 G-MgAl8Zn1, 3.5612.05 G-MgAl6Zn1	≤450		□
Kupfer, niedriglegiert	2.0070 SE-Cu, 2.1020 CuSn6, 2.1096 G-CuSn5ZnPb	≤400		■
Messing, kurzspanend langspanend	2.0380 CuZn39Pb2, 2.0401 CuZn39Pb3, 2.0410 CuZn43Pb2 2.0250 CuZn20, 2.0280 CuZn33, 2.0332 CuZn37Pb0,5	≤600 ≤600		■
Bronzen, kurzspanend	2.1090 CuSn7ZnPb, 2.1170 CuPb5Sn5, 2.1176 CuPb10Sn 2.0790 CuNi18Zn19Pb	≤600 >600-850		■
Bronzen, langspanend	2.0916 CuAl5, 2.0960 CuAl9Mn, 2.1050 CuSn10 2.0980 CuAl11Ni, 2.1247 CuBe2	≤850 >850-1000		■
Kunststoffe, duroplastisch thermoplastisch	Epoxidharz, Resopal, Pertinax, Moltopren Plexiglas, Hostalen, Novodur, Makralon			- □
Kunststoffe, aramidfaserverstärkt glas-/kohlefaserverstärkt	Kevlar GFK/CFK			- □

Schlichtfräsen

Katalog-Nr.	74525	54526	64525 54524	74424	54444	74204	74202	74206	74479
Schneidst.	VHM	VHM	VHM	VHM	VHM	VHM	VHM	VHM	VHM
DIN	6527 L	6527 L	Werksnorm	Werksnorm	6527 K	6527 L	Werksnorm	Werksnorm	Werksnorm
Typ	N	N	N	N	W		W	W	W
Seite	609	613	610/608	602	611	584	585	586	587



V _c m/min	VR-Code	V _c m/min	VR-Code	V _c m/min	VR-Code	V _c m/min	VR-Code	V _c m/min	VR-Code	V _c m/min	VR-Code	V _c m/min	VR-Code
116	S	193	S	76	N	127	O						
106	R	176	S	70	M	116	N						
116	R	193	S	76	M	127	N						
86	Q	143	R	60	L	99	M						
116	R	193	S	76	M	127	N						
106	R	176	S	66	M	110	N						
86	Q	143	R	57	L	94	M						
103	Q	171	R	66	L	110	M						
86	P	143	Q	57	L	94	L						
129	R	215	S	73	M	121	N						
103	R	171	S	66	M	110	N						
76	Q	127	R	50	L	83	M						
116	R	193	S	76	M	127	N						
106	P	176	Q	66	L	110	L						
103	R	171	S	66	M	110	N						
86	P	143	Q	57	L	94	L						
66	Q	110	R	43	L	72	M						
66	P	110	Q										
39	N	55	O										
66	Q	110	R										
57	P	94	Q										
53	Q	88	R										
139	R	231	S	99	M	165	N						
139	Q	231	R	90	L	149	M						
126	R	209	S	83	M	138	N						
106	Q	176	R	70	L	116	M						
73	O	121	P										
40	P	66	Q										
66	P	110	Q	43	L	72	L						
53	O	88	P	33	K	55	L						
561	T	935	T	330	P	550	Q	418	U	330	P	523	U
528	S	880	T	396	O	660	P	506	T	396	O	633	T
274	S	457	S	165	N	275	O	203	T	165	N	253	T
225	S	374	T	132	O	220	P	165	T	132	P	207	T
317	T	528	T	198	P	330	Q	241	U	198	U	302	U
146	S	242	T	99	O	165	P	115	T	99	P	143	T
132	S	220	S	80	N	132	O	102	T	80	N	127	T
106	S	176	S	66	N	110	O	95	T	66	N	119	T
132	S	220	S	80	N	132	O	102	T	80	N	127	T
99	R	165	S					90	S			112	S
99	R	165	S					90	S			112	S
86	Q	143	R					76	S			95	S
146	Q	242	R					115	S			143	S
132	Q	220	R					102	S			127	S

Arbeitsrichtwerte für VHM-Bohrnuten- und Schafffräser

		Vorschubreihen													Vorschube f (mm/Zahn)		
Code-Buchst.		H	I	J	K	L	M	N	O	P	Q	R	S	T		U	V
Werkzeug-Ø mm	2,00	0,001	0,001	0,001	0,002	0,002	0,004	0,005	0,006	0,007	0,008	0,010	0,012	0,014	0,016	0,018	0,020
	3,00	0,002	0,002	0,003	0,003	0,004	0,007	0,010	0,010	0,010	0,015	0,016	0,013	0,019	0,022	0,024	0,030
	5,00	0,005	0,006	0,007	0,009	0,010	0,014	0,020	0,020	0,022	0,025	0,026	0,026	0,028	0,030	0,032	0,038
	6,00	0,006	0,008	0,009	0,011	0,013	0,017	0,024	0,025	0,027	0,031	0,029	0,033	0,039	0,036	0,041	0,047
	8,00	0,010	0,012	0,014	0,016	0,019	0,024	0,032	0,032	0,035	0,042	0,042	0,047	0,053	0,052	0,058	0,064
	10,00	0,013	0,015	0,018	0,021	0,025	0,030	0,038	0,039	0,044	0,050	0,053	0,059	0,065	0,066	0,073	0,080
	12,00	0,010	0,018	0,022	0,026	0,030	0,036	0,046	0,048	0,052	0,059	0,063	0,072	0,079	0,085	0,090	0,100
	16,00	0,020	0,023	0,027	0,032	0,038	0,045	0,054	0,058	0,063	0,071	0,079	0,088	0,095	0,100	0,110	0,120
	20,00	0,023	0,028	0,033	0,038	0,045	0,057	0,066	0,073	0,080	0,090	0,097	0,100	0,110	0,120	0,130	0,140
	25,00	0,030	0,035	0,040	0,045	0,055	0,065	0,075	0,100	0,120	0,130	0,140	0,150	0,165	0,170	0,180	0,190

a_e = Schnittbreite
a_p = Schnitttiefe



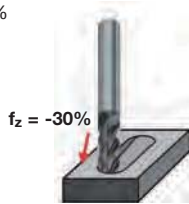
a_e = 0,5 x D

Fett gedruckte Vorschubreihen-Codebuchstaben sind bevorzugt einzusetzen, wenn es die Fräsfreigabe gestattet.

Schräges Eintauchen und Nutenfräsen

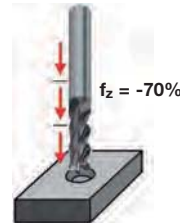
Beim schrägen Eintauchen sollte der Vorschub (v_f = mm/min) wie dargestellt reduziert werden. Bei großen Bohrtiefen über 1 x D muss zusätzlich entspannt werden. Ebenso beim Übergang in die radiale Bearbeitung.

Nutenfräsen
a_p = Schnitttiefe 0,5 x D = f_z 100%
a_p = Schnitttiefe 1,0 x D = f_z 75%



Bohren

Beim Bohren muss der Vorschub (v_f = mm/min) wie dargestellt reduziert werden. Bei großen Bohrtiefen über 0,5 x D muss zusätzlich entspannt werden.



Kühlmittel:

- Schneidöl, hochaktiviert ■
- Bohrölemulsion ■
- nur Luftkühlung □

Werkstoffgruppe	Werkstoffbeispiele, neue Bezeichnung (in Klammern alte Bezeichnung) Fettgedruckte Zahlen = Werkstoff-Nr. nach DIN EN	Zugfestigkeit MPa (N/mm ²)	Härte	Kühl- mittel
Allgemeine Baustähle	1.0035 S185(St33), 1.0486 P275N(StE285), 1.0345 P235GH(H1), 1.0425 P265GH(H2) 1.0050 E295 (St50-2), 1.0070 E360 (St70-2), 1.8937 P500NH (WStE500)	≤500 >500-850		■
Automatenstähle	1.0718 11SMnPb30 (9SMnPb28), 1.0736 11SMn37 (9SMn36) 1.0727 46S20 (45S20), 1.0728 (60S20), 1.0757 46SPb20 (45SPb20)	≤850 850-1000		■
Unlegierte Vergütungsstähle	1.0402 C22, 1.1178 C30E (Ck30) 1.0503 C45, 1.1191 C45E (Ck45) 1.0601 C60, 1.1221 C60E (Ck60)	≤ 700 700-850 850-1000		■
Legierte Vergütungsstähle	1.5131 50MnSi4, 1.7003 38Cr2, 1.7030 28Cr4 1.5710 36NiCr6, 1.7035 41Cr4, 1.7225 42CrMo4	850-≤1000 1000-1200		■
Unlegierte Einsatzstähle	1.0301 (C10), 1.1121 C10E (Ck10)	≤750		■
Legierte Einsatzstähle	1.7043 38Cr4 1.5752 15NiCr13 (15NiCr13), 1.7131 16MnCr5, 1.7264 20CrMo5	850-≤1000 1000-1200		■
Nitrierstähle	1.8504 34CrAl6 1.8519 31CrMoV9, 1.8550 34CrAlNi7	≥850-≤1000 >1000-1200		■
Werkzeugstähle	1.1750 C75W, 1.2067 102Cr6, 1.2307 29CrMoV9 1.2080 X210Cr12, 1.2083 X42Cr13, 1.2419 105WCr6, 1.2767 X45NiCrMo4	≤850 >850-1000		■
Schnellarbeitsstähle	1.3243 S 6-5-2-5, 1.3343 S 6-5-2, 1.3344 S 6-5-3	≥650-1000		■
Federstähle	1.5026 55Si7, 1.7176 55Cr3, 1.8159 51CrV4 (51CrV4)		≤330 HB	■
Gehärtete Stähle	-		≤40-48 HRC >48-60 HRC	■
Rostfreie Stähle, geschwefelt	1.4005 X12CrS13, 1.4104 X14CrMoS17, 1.4105 X6CrMoS17, 1.4305 X8CrNiS18-9	≤850		■
austenitisch	1.4301 X5CrNi18-10 (V2A), 1.4541 X6CrNiTi18-10, 1.4571 X6CrNiMoTi 17-12-2 (V4A)	≤850		■
martensitisch	1.4057 X20CrNi 17 2 (X17CrNi16-2), 1.4122 X39CrMo17-1, 1.4521 X2CrMoTi18-2	≤850		■
Gusseisen	0.6010 EN-GJL-100(GG10), 0.6020 EN-GJL-200(GG20) 0.6025 EN-GJL-250(GG25), 0.6035 EN-GJL-350(GG35)	850-≤1000 1000-1200		■
Kugelgraphit- und Tempereguss	0.7050 EN-GJS-500-7(GGG50), 0.8035 EN-GJMW-350-4(GTW35) 0.7070 EN-GJS-700-2(GGG70), 0.8170 EN-GJMB-700-2(GTS70)		≤240 HB <300 HB	■
Hartguss	-		≤350 HB	■
Neue Gusswerkstoffe GGV	EN-GJV250 (GGV25), EN-GJV350 (GGV35) EN-GJV400 (GGV40), EN-GJV500 (GGV50), SiMo6			■
Neue Gusswerkstoffe ADI	EN-GJS-800-8 (ADI800), EN-GJS-1000-5 (ADI1000) EN-GJS-1200-2 (ADI1200), EN-GJS-1400-1 (ADI1400)	800-1000 1200-1400		■
Sonderlegierungen	Nimonic, Inconel, Monel, Hastelloy	≤1200		■
Titan und Titan-Legierungen	3.7024 Ti99,5, 3.7114 TiAl5Sn2,5, 3.7124 TiCu2 3.7154 TiAl6Zr5, 3.7165 TiAl6V4, 3.7184 TiAl4Mo4Sn2,5, - TiAl8Mo1V1	≤850 >850-1200		■
Aluminium und Al-Legierungen	3.0255 Al99,5, 3.2315 AlMgSi1, 3.3515 AlMg1	≤400		■
Al-Knetlegierungen	3.0615 AlMgSiPb, 3.1325 AlCuMg1, 3.3245 AlMg3Si, 3.4365 AlZnMgCu1,5	≤450		■
Al-Gusslegierungen ≤ 10 % Si	3.2131 G-AlSi5Cu1, 3.2153 G-AlSi7Cu3, 3.2573 G-AlSi9	≤600		■
> 10 % Si	3.2581 G-AlSi12, 3.2583 G-AlSi12Cu, - G-AlSi12CuNiMg	≤600		■
Magnesium-Legierungen	3.5200 MgMn2, 3.5812.05 G-MgAl8Zn1, 3.5612.05 G-MgAl6Zn1	≤450		□
Kupfer, niedriglegiert	2.0070 SE-Cu, 2.1020 CuSn6, 2.1096 G-CuSn5ZnPb	≤400		■
Messing, kurzspanend	2.0380 CuZn39Pb2, 2.0401 CuZn39Pb3, 2.0410 CuZn43Pb2	≤600		■
langspanend	2.0250 CuZn20, 2.0280 CuZn33, 2.0332 CuZn37Pb0,5	≤600		■
Bronzen, kurzspanend	2.1090 CuSn7ZnPb, 2.1170 CuPb5Sn5, 2.1176 CuPb10Sn 2.0790 CuNi18Zn19Pb	≤600 >600-850		■
Bronzen, langspanend	2.0916 CuAl5, 2.0960 CuAl9Mn, 2.1050 CuSn10 2.0980 CuAl11Ni, 2.1247 CuBe2	≤850 >850-1000		■
Kunststoffe, duroplastisch	Epoxidharz, Resopal, Pertinax, Moltopren			□
thermoplastisch	Plexiglas, Hostalen, Novodur, Makralon			■
Kunststoffe, aramidfaserverstärkt	Kevlar			□
glas-/kohlefaserverstärkt	GFK/CFK			□

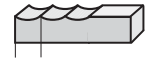
Arbeitsrichtwerte für VHM-Bohrnuten-, Schaft- und Radiusfräser

		Vorschubreihen																Vorschube f (mm/Zahn)
Code-Buchst.		H	I	J	K	L	M	N	O	P	Q	R	S	T	U	V	W	
Werkzeug-Ø mm	2,00	0,001	0,001	0,001	0,002	0,002	0,004	0,005	0,006	0,007	0,008	0,010	0,012	0,014	0,016	0,018	0,020	
	3,00	0,002	0,002	0,003	0,003	0,004	0,007	0,010	0,010	0,010	0,015	0,016	0,013	0,019	0,022	0,024	0,030	
	5,00	0,005	0,006	0,007	0,009	0,010	0,014	0,020	0,020	0,022	0,025	0,026	0,026	0,028	0,030	0,032	0,038	
	6,00	0,006	0,008	0,009	0,011	0,013	0,017	0,024	0,025	0,027	0,031	0,029	0,033	0,039	0,036	0,041	0,047	
	8,00	0,010	0,012	0,014	0,016	0,019	0,024	0,032	0,032	0,035	0,042	0,042	0,047	0,053	0,052	0,058	0,064	
	10,00	0,013	0,015	0,018	0,021	0,025	0,030	0,038	0,039	0,044	0,050	0,053	0,059	0,065	0,066	0,073	0,080	
	12,00	0,010	0,018	0,022	0,026	0,030	0,036	0,046	0,048	0,052	0,059	0,063	0,072	0,079	0,085	0,090	0,100	
	16,00	0,020	0,023	0,027	0,032	0,038	0,045	0,054	0,058	0,063	0,071	0,079	0,088	0,095	0,100	0,110	0,120	
	20,00	0,023	0,028	0,033	0,038	0,045	0,057	0,066	0,073	0,080	0,090	0,097	0,100	0,110	0,120	0,130	0,140	
	25,00	0,030	0,035	0,040	0,045	0,055	0,065	0,075	0,100	0,120	0,130	0,140	0,150	0,165	0,170	0,180	0,190	

ae = Schnittbreite
ap = Schnitttiefe



ae = 0,02 - 0,05 x D



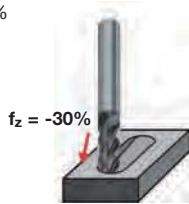
ae = 0,02 - 0,05 x D

Fett gedruckte Vorschubreihen-Codebuchstaben sind bevorzugt einzusetzen, wenn es die Fräsfreigabe gestattet.

Schräges Eintauchen und Nutenfräsen

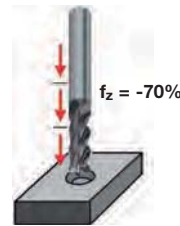
Beim schrägen Eintauchen sollte der Vorschub ($v_f = \text{mm/min}$) wie dargestellt reduziert werden. Bei großen Bohrtiefen über $1 \times D$ muss zusätzlich entspannt werden. Ebenso beim Übergang in die radiale Bearbeitung.

Nutenfräsen
ap = Schnitttiefe $0,5 \times D = f_z$ 100%
ap = Schnitttiefe $1,0 \times D = f_z$ 75%



Bohren

Beim Bohren muss der Vorschub ($v_f = \text{mm/min}$) wie dargestellt reduziert werden. Bei großen Bohrtiefen über $0,5 \times D$ muss zusätzlich entspannt werden.



Kühlmittel:

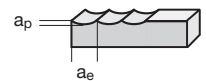
- Schneidöl, hochaktiviert ■
- Bohrölemulsion ■
- nur Luftkühlung □

Werkstoffgruppe	Werkstoffbeispiele, neue Bezeichnung (in Klammern alte Bezeichnung) Fettgedruckte Zahlen = Werkstoff-Nr. nach DIN EN	Zugfestigkeit MPa (N/mm ²)	Härte	Kühl- mittel
Allgemeine Baustähle	1.0035 S185(St33), 1.0486 P275N(StE285), 1.0345 P235GH(H1), 1.0425 P265GH(H2) 1.0050 E295 (St50-2), 1.0070 E360 (St70-2), 1.8937 P500NH (WStE500)	≤500 >500-850		■
Automatenstähle	1.0718 11SMnPb30 (9SMnPb28), 1.0736 11SMn37 (9SMn36) 1.0727 46S20 (45S20), 1.0728 (60S20), 1.0757 46SPb20 (45SPb20)	≤850 850-1000		■
Unlegierte Vergütungsstähle	1.0402 C22, 1.1178 C30E (Ck30) 1.0503 C45, 1.1191 C45E (Ck45) 1.0601 C60, 1.1221 C60E (Ck60)	≤ 700 700-850 850-1000		■
Legierte Vergütungsstähle	1.5131 50MnSi4, 1.7003 38Cr2, 1.7030 28Cr4 1.5710 36NiCr6, 1.7035 41Cr4, 1.7225 42CrMo4	850-≤1000 1000-1200		■
Unlegierte Einsatzstähle	1.0301 (C10), 1.1121 C10E (Ck10)	≤750		■
Legierte Einsatzstähle	1.7043 38Cr4 1.5752 15NiCr13 (15NiCr13), 1.7131 16MnCr5, 1.7264 20CrMo5	850-≤1000 1000-1200		■
Nitrierstähle	1.8504 34CrAl6 1.8519 31CrMoV9, 1.8550 34CrAlNi7	≥850-≤1000 >1000-1200		■
Werkzeugstähle	1.1750 C75W, 1.2067 102Cr6, 1.2307 29CrMoV9 1.2080 X210Cr12, 1.2083 X42Cr13, 1.2419 105WCr6, 1.2767 X45NiCrMo4	≤850 >850-1000		■
Schnellarbeitsstähle	1.3243 S 6-5-2-5, 1.3343 S 6-5-2, 1.3344 S 6-5-3	≥650-1000		■
Federstähle	1.5026 55Si7, 1.7176 55Cr3, 1.8159 51CrV4 (51CrV4)		≤330 HB	■
Gehärtete Stähle	-		≤40-48 HRC >48-60 HRC	■
Rostfreie Stähle, geschwefelt	1.4005 X12CrS13, 1.4104 X14CrMoS17, 1.4105 X6CrMoS17, 1.4305 X8CrNiS18-9	≤850		■
austenitisch	1.4301 X5CrNi18-10 (V2A), 1.4541 X6CrNiTi18-10, 1.4571 X6CrNiMoTi 17-12-2 (V4A)	≤850		■
martensitisch	1.4057 X20CrNi 17 2 (X17CrNi16-2), 1.4122 X39CrMo17-1, 1.4521 X2CrMoTi18-2	≤850		■
Gusseisen	0.6010 EN-GJL-100(GG10), 0.6020 EN-GJL-200(GG20) 0.6025 EN-GJL-250(GG25), 0.6035 EN-GJL-350(GG35)	850-≤1000 1000-1200		■ □
Kugelgraphit- und Tempereguss	0.7050 EN-GJS-500-7(GGG50), 0.8035 EN-GJMW-350-4(GTW35) 0.7070 EN-GJS-700-2(GGG70), 0.8170 EN-GJMB-700-2(GTS70)		≤240 HB <300 HB	■
Hartguss	-		≤350 HB	■
Neue Gusswerkstoffe GGV	EN-GJV250 (GGV25), EN-GJV350 (GGV35) EN-GJV400 (GGV40), EN-GJV500 (GGV50), SiMo6			■ □
Neue Gusswerkstoffe ADI	EN-GJS-800-8 (ADI800), EN-GJS-1000-5 (ADI1000) EN-GJS-1200-2 (ADI1200), EN-GJS-1400-1 (ADI1400)	800-1000 1200-1400		■ □
Sonderlegierungen	Nimonic, Inconel, Monel, Hastelloy	≤1200		■
Titan und Titan-Legierungen	3.7024 Ti99,5, 3.7114 TiAl6Sn2,5, 3.7124 TiCu2 3.7154 TiAl6Zr5, 3.7165 TiAl6V4, 3.7184 TiAl4Mo4Sn2,5, - TiAl8Mo1V1	≤850 >850-1200		■
Aluminium und Al-Legierungen	3.0255 Al99,5, 3.2315 AlMgSi1, 3.3515 AlMg1	≤400		■
Al-Knetlegierungen	3.0615 AlMgSiPb, 3.1325 AlCuMg1, 3.3245 AlMg3Si, 3.4365 AlZnMgCu1,5	≤450		■
Al-Gusslegierungen ≤ 10 % Si	3.2131 G-AlSi5Cu1, 3.2153 G-AlSi7Cu3, 3.2573 G-AlSi9	≤600		■
> 10 % Si	3.2581 G-AlSi12, 3.2583 G-AlSi12Cu, - G-AlSi12CuNiMg	≤600		■
Magnesium-Legierungen	3.5200 MgMn2, 3.5812.05 G-MgAl8Zn1, 3.5612.05 G-MgAl6Zn1	≤450		□
Kupfer, niedriglegiert	2.0070 SE-Cu, 2.1020 CuSn6, 2.1096 G-CuSn5ZnPb	≤400		■
Messing, kurzspanend	2.0380 CuZn39Pb2, 2.0401 CuZn39Pb3, 2.0410 CuZn43Pb2	≤600		■
langspanend	2.0250 CuZn20, 2.0280 CuZn33, 2.0332 CuZn37Pb0,5	≤600		■
Bronzen, kurzspanend	2.1090 CuSn7ZnPb, 2.1170 CuPb5Sn5, 2.1176 CuPb10Sn 2.0790 CuNi18Zn19Pb	≤600 >600-850		■
Bronzen, langspanend	2.0916 CuAl5, 2.0960 CuAl9Mn, 2.1050 CuSn10 2.0980 CuAl11Ni, 2.1247 CuBe2	≤850 >850-1000		■
Kunststoffe, duroplastisch	Epoxidharz, Resopal, Pertinax, Moltopren			- □
thermoplastisch	Plexiglas, Hostalen, Novodur, Makralon			- ■ □
Kunststoffe, aramidfaserverstärkt	Kevlar			- □
glas-/kohlefaserverstärkt	GFK/CFK			- □

Arbeitsrichtwerte für VHM-Kopierfräser

		Vorschubreihen														f (mm/Zahn) Vorschübe	
Code-Buchst.		H	I	J	K	L	M	N	O	P	Q	R	S	T	U		V
Werkzeug-Ø mm	2,00	0,001	0,001	0,001	0,002	0,002	0,004	0,005	0,006	0,007	0,008	0,010	0,012	0,014	0,016	0,018	0,020
	3,00	0,002	0,002	0,003	0,003	0,004	0,007	0,010	0,010	0,010	0,015	0,016	0,013	0,019	0,022	0,024	0,030
	5,00	0,005	0,006	0,007	0,009	0,010	0,014	0,020	0,020	0,022	0,025	0,026	0,026	0,028	0,030	0,032	0,038
	6,00	0,006	0,008	0,009	0,011	0,013	0,017	0,024	0,025	0,027	0,031	0,029	0,033	0,039	0,036	0,041	0,047
	8,00	0,010	0,012	0,014	0,016	0,019	0,024	0,032	0,032	0,035	0,042	0,042	0,047	0,053	0,052	0,058	0,064
	10,00	0,013	0,015	0,018	0,021	0,025	0,030	0,038	0,039	0,044	0,050	0,053	0,059	0,065	0,066	0,073	0,080
	12,00	0,010	0,018	0,022	0,026	0,030	0,036	0,046	0,048	0,052	0,059	0,063	0,072	0,079	0,085	0,090	0,100
	16,00	0,020	0,023	0,027	0,032	0,038	0,045	0,054	0,058	0,063	0,071	0,079	0,088	0,095	0,100	0,110	0,120
	20,00	0,023	0,028	0,033	0,038	0,045	0,057	0,066	0,073	0,080	0,090	0,097	0,100	0,110	0,120	0,130	0,140
	25,00	0,030	0,035	0,040	0,045	0,055	0,065	0,075	0,100	0,120	0,130	0,140	0,150	0,165	0,170	0,180	0,190

a_e = Schnittbreite
a_p = Schnitttiefe



Wir wenden bei unserer Werkstoffbeispiel-Auswahl die neuen europaweit vereinheitlichten Bezeichnungen für Stahl- und Gusswerkstoffe nach DIN EN an.

Kühlmittel:

- Schneidöl, hochaktiviert ■
- Bohrölemulsion ■
- nur Luftkühlung □

Werkstoffgruppe	Werkstoffbeispiele, neue Bezeichnung (in Klammern alte Bezeichnung) Fettgedruckte Zahlen = Werkstoff-Nr. nach DIN EN	Zugfestigkeit MPa (N/mm ²)	Härte	Kühl- mittel
Allgemeine Baustähle	1.0035 S185(St33), 1.0486 P275N(StE285), 1.0345 P235GH(H1), 1.0425 P265GH(H2) 1.0050 E295 (St50-2), 1.0070 E360 (St70-2), 1.8937 P500NH (WStE500)	≤500 >500-850		■
Automatenstähle	1.0718 11SMnPb30 (9SMnPb28), 1.0736 11SMn37 (9SMn36) 1.0727 46S20 (45S20), 1.0728 (60S20), 1.0757 46SPb20 (45SPb20)	≤850 850-1000		■
Unlegierte Vergütungsstähle	1.0402 C22, 1.1178 C30E (Ck30) 1.0503 C45, 1.1191 C45E (Ck45) 1.0601 C60, 1.1221 C60E (Ck60)	≤ 700 700-850 850-1000		■
Legierte Vergütungsstähle	1.5131 50MnSi4, 1.7003 38Cr2, 1.7030 28Cr4 1.5710 36NiCr6, 1.7035 41Cr4, 1.7225 42CrMo4	850-≤1000 1000-1200		■
Unlegierte Einsatzstähle	1.0301 (C10), 1.1121 C10E (Ck10)	≤750		■
Legierte Einsatzstähle	1.7043 38Cr4 1.5752 15NiCr13 (15NiCr13), 1.7131 16MnCr5, 1.7264 20CrMo5	850-≤1000 1000-1200		■ ■
Nitrierstähle	1.8504 34CrAl6 1.8519 31CrMoV9, 1.8550 34CrAlNi7	≥850-≤1000 >1000-1200		■ ■
Werkzeugstähle	1.1750 C75W, 1.2067 102Cr6, 1.2307 29CrMoV9 1.2080 X210Cr12, 1.2083 X42Cr13, 1.2419 105WCr6, 1.2767 X45NiCrMo4	≤850 >850-1000		■ ■
Schnellarbeitsstähle	1.3243 S 6-5-2-5, 1.3343 S 6-5-2, 1.3344 S 6-5-3	≥650-1000		■
Federstähle	1.5026 55Si7, 1.7176 55Cr3, 1.8159 51CrV4 (51CrV4)		≤330 HB	■ ■
Gehärtete Stähle	-		≤40-48 HRC >48-60 HRC	■ ■
Rostfreie Stähle, geschwefelt	1.4005 X12CrS13, 1.4104 X14CrMoS17, 1.4105 X6CrMoS17, 1.4305 X8CrNiS18-9	≤850		■ ■
austenitisch	1.4301 X5CrNi18-10 (V2A), 1.4541 X6CrNiTi18-10, 1.4571 X6CrNiMoTi 17-12-2 (V4A)	≤850		■ ■
martensitisch	1.4057 X20CrNi 17 2 (X17CrNi16-2), 1.4122 X39CrMo17-1, 1.4521 X2CrMoTi18-2	≤850		■ ■
Gusseisen	0.6010 EN-GJL-100(GG10), 0.6020 EN-GJL-200(GG20) 0.6025 EN-GJL-250(GG25), 0.6035 EN-GJL-350(GG35)	850-≤1000 1000-1200		■ □
Kugelgraphit- und Temperguss	0.7050 EN-GJS-500-7(GGG50), 0.8035 EN-GJMW-350-4(GTW35) 0.7070 EN-GJS-700-2(GGG70), 0.8170 EN-GJMB-700-2(GTS70)		≤240 HB <300 HB	■ ■
Hartguss	-		≤350 HB	■ ■
Neue Gusswerkstoffe GGV	EN-GJV250 (GGV25), EN-GJV350 (GGV35) EN-GJV400 (GGV40), EN-GJV500 (GGV50), SiMo6			■ □
Neue Gusswerkstoffe ADI	EN-GJS-800-8 (ADI800), EN-GJS-1000-5 (ADI1000) EN-GJS-1200-2 (ADI1200), EN-GJS-1400-1 (ADI1400)	800-1000 1200-1400		■ □
Sonderlegierungen	Nimonic, Inconel, Monel, Hastelloy	≤1200		■
Titan und Titan-Legierungen	3.7024 Ti99,5, 3.7114 TiAl6Sn2,5, 3.7124 TiCu2 3.7154 TiAl6Zr5, 3.7165 TiAl6V4, 3.7184 TiAl4Mo4Sn2,5, - TiAl8Mo1V1	≤850 >850-1200		■ ■
Aluminium und Al-Legierungen	3.0255 Al99,5, 3.2315 AlMgSi1, 3.3515 AlMg1	≤400		■
Al-Knetlegierungen	3.0615 AlMgSiPb, 3.1325 AlCuMg1, 3.3245 AlMg3Si, 3.4365 AlZnMgCu1,5	≤450		■ ■
Al-Gusslegierungen ≤ 10 % Si	3.2131 G-AlSi5Cu1, 3.2153 G-AlSi7Cu3, 3.2573 G-AlSi9	≤600		■ ■
> 10 % Si	3.2581 G-AlSi12, 3.2583 G-AlSi12Cu, - G-AlSi12CuNiMg	≤600		■ ■
Magnesium-Legierungen	3.5200 MgMn2, 3.5812.05 G-MgAl8Zn1, 3.5612.05 G-MgAl6Zn1	≤450		□
Kupfer, niedriglegiert	2.0070 SE-Cu, 2.1020 CuSn6, 2.1096 G-CuSn5ZnPb	≤400		■ ■
Messing, kurzspanend	2.0380 CuZn39Pb2, 2.0401 CuZn39Pb3, 2.0410 CuZn43Pb2	≤600		■ ■
langspanend	2.0250 CuZn20, 2.0280 CuZn33, 2.0332 CuZn37Pb0,5	≤600		■ ■
Bronzen, kurzspanend	2.1090 CuSn7ZnPb, 2.1170 CuPb5Sn5, 2.1176 CuPb10Sn 2.0790 CuNi18Zn19Pb	≤600 >600-850		■ ■
Bronzen, langspanend	2.0916 CuAl5, 2.0960 CuAl9Mn, 2.1050 CuSn10 2.0980 CuAl11Ni, 2.1247 CuBe2	≤850 >850-1000		■ ■
Kunststoffe, duroplastisch	Epoxidharz, Resopal, Pertinax, Moltopren			- □
thermoplastisch	Plexiglas, Hostalen, Novodur, Makralon			- ■ □
Kunststoffe, aramidfaserverstärkt	Kevlar			- □
glas-/kohlefaserverstärkt	GFK/CFK			- □

HSC-Bearbeitung

Katalog-Nr.	54300 54301
Schneidst.	VHM
DIN	Werksnorm
Typ	N
Seite	642/643



Katalog-Nr.	54302 54303
Schneidst.	VHM
DIN	Werksnorm
Typ	N
Seite	638/639

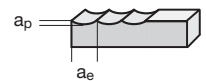


Ø 2/3 4 6 8 10 12								Ø 4 6 8 10 12						
Schruppen								Schruppen						
eff. Ø *	-	1,74	2,99	4,21	5,27	6,63		eff. Ø *	-	-	-	-	-	
a _p mm	0,10	0,20	0,40	0,60	0,75	1,00		a _p mm	0,20	0,40	0,60	0,75	1,00	
a _e mm	0,15	0,30	0,50	0,75	1,00	1,50		a _e mm	0,30	0,50	0,75	1,00	1,50	
Schlichten								Schlichten						
eff. Ø *	-	1,25	1,81	2,24	2,66	3,07		eff. Ø *	-	-	-	-	-	
a _p mm	0,07	0,10	0,14	0,16	0,18	0,20		a _p mm	0,10	0,14	0,16	0,18	0,20	
a _e mm	0,05	0,07	0,10	0,15	0,20	0,25		a _e mm	0,07	0,10	0,15	0,20	0,25	
V _c m/min	V _c m/min	fz (mm)	fz (mm)	fz (mm)	fz (mm)	fz (mm)	fz (mm)	V _c m/min	V _c m/min	fz (mm)	fz (mm)	fz (mm)	fz (mm)	fz (mm)
225	310	0,03	0,03	0,05	0,06	0,08	0,1	225	310	0,03	0,05	0,06	0,08	0,1
170	240	0,02	0,02	0,04	0,05	0,08	0,1	170	240	0,02	0,04	0,05	0,08	0,1
170	240	0,02	0,02	0,04	0,05	0,08	0,1	170	240	0,02	0,04	0,05	0,08	0,1
150	190	0,02	0,02	0,04	0,05	0,08	0,1	150	190	0,02	0,04	0,05	0,08	0,1
190	240	0,02	0,02	0,04	0,05	0,08	0,1	190	240	0,02	0,04	0,05	0,08	0,1
190	240	0,02	0,02	0,04	0,05	0,08	0,1	190	240	0,02	0,04	0,05	0,08	0,1
150	190	0,02	0,02	0,04	0,05	0,08	0,1	150	190	0,02	0,04	0,05	0,08	0,1
150	190	0,02	0,02	0,04	0,05	0,08	0,1	150	190	0,02	0,04	0,05	0,08	0,1
105	140	0,02	0,02	0,04	0,05	0,08	0,1	105	140	0,02	0,04	0,05	0,08	0,1
225	310	0,03	0,03	0,05	0,06	0,08	0,1	225	310	0,03	0,05	0,06	0,08	0,1
150	190	0,02	0,02	0,04	0,05	0,08	0,1	150	190	0,02	0,04	0,05	0,08	0,1
105	140	0,02	0,02	0,04	0,05	0,08	0,1	105	140	0,02	0,04	0,05	0,08	0,1
150	190	0,02	0,02	0,04	0,05	0,08	0,1	150	190	0,02	0,04	0,05	0,08	0,1
105	140	0,02	0,02	0,04	0,05	0,08	0,1	105	140	0,02	0,04	0,05	0,08	0,1
150	190	0,02	0,02	0,04	0,05	0,08	0,1	150	190	0,02	0,04	0,05	0,08	0,1
105	140	0,02	0,02	0,04	0,05	0,08	0,1	105	140	0,02	0,04	0,05	0,08	0,1
80	125	0,02	0,02	0,04	0,05	0,06	0,08	80	125					
80	125	0,02	0,02	0,04	0,05	0,06	0,08	80	125					
300	450	0,04	0,04	0,06	0,08	0,1	0,13	300	450	0,04	0,06	0,08	0,1	0,13
225	310	0,03	0,03	0,05	0,06	0,08	0,1	225	310	0,03	0,05	0,06	0,08	0,1
105	140	0,02	0,02	0,04	0,05	0,08	0,1	105	140	0,02	0,04	0,05	0,08	0,1
80	125	0,02	0,02	0,04	0,05	0,06	0,08	80	125	0,02	0,04	0,05	0,06	0,08
300	400	0,06	0,06	0,1	0,15	0,2	0,25	300	400	0,06	0,1	0,15	0,2	0,25
300	400	0,05	0,05	0,08	0,1	0,15	0,2	300	400	0,05	0,08	0,1	0,15	0,2
225	325	0,05	0,05	0,08	0,1	0,12	0,15	225	325	0,05	0,08	0,1	0,12	0,15
225	275	0,04	0,04	0,06	0,08	0,1	0,12	225	275	0,04	0,06	0,08	0,1	0,12
65	80	0,02	0,02	0,04	0,05	0,06	0,08	65	80	0,02	0,04	0,05	0,06	0,08
80	125	0,02	0,02	0,04	0,05	0,08	0,1	80	125	0,02	0,04	0,05	0,08	0,1
75	100	0,02	0,02	0,04	0,05	0,06	0,08	75	100	0,02	0,04	0,05	0,06	0,08
375	500	0,04	0,04	0,06	0,08	0,1	0,15	375	500	0,04	0,06	0,08	0,1	0,15
500	900	0,04	0,04	0,06	0,08	0,1	0,15	500	900	0,04	0,06	0,08	0,1	0,15
300	450	0,04	0,04	0,06	0,08	0,1	0,13	300	450	0,04	0,06	0,08	0,1	0,13
225	310	0,03	0,03	0,05	0,06	0,08	0,1	225	310	0,03	0,05	0,06	0,08	0,1
225	310	0,03	0,03	0,05	0,06	0,08	0,1	225	310	0,03	0,05	0,06	0,08	0,1
300	350	0,05	0,05	0,08	0,12	0,15	0,2	300	350	0,05	0,08	0,12	0,15	0,2
225	300	0,04	0,04	0,06	0,1	0,12	0,15	225	300	0,04	0,06	0,1	0,12	0,15
225	325	0,05	0,05	0,08	0,1	0,12	0,15	225	325	0,05	0,08	0,1	0,12	0,15
225	275	0,04	0,04	0,06	0,08	0,1	0,12	225	275	0,04	0,06	0,08	0,1	0,12
225	275	0,04	0,04	0,06	0,08	0,1	0,12	225	275	0,04	0,06	0,08	0,1	0,12
150	225	0,03	0,03	0,05	0,08	0,1	0,12	150	225	0,03	0,05	0,08	0,1	0,12

Arbeitsrichtwerte für VHM-Kopierfräser

		Vorschubreihen														Vorschube f (mm/Zahn)		
Code-Buchst.		H	I	J	K	L	M	N	O	P	Q	R	S	T	U		V	W
Werkzeug-Ø mm	2,00	0,001	0,001	0,001	0,002	0,002	0,004	0,005	0,006	0,007	0,008	0,010	0,012	0,014	0,016	0,018	0,020	
	3,00	0,002	0,002	0,003	0,003	0,004	0,007	0,010	0,010	0,010	0,015	0,016	0,013	0,019	0,022	0,024	0,030	
	5,00	0,005	0,006	0,007	0,009	0,010	0,014	0,020	0,020	0,022	0,025	0,026	0,026	0,028	0,030	0,032	0,038	
	6,00	0,006	0,008	0,009	0,011	0,013	0,017	0,024	0,025	0,027	0,031	0,029	0,033	0,039	0,036	0,041	0,047	
	8,00	0,010	0,012	0,014	0,016	0,019	0,024	0,032	0,032	0,035	0,042	0,042	0,047	0,053	0,052	0,058	0,064	
	10,00	0,013	0,015	0,018	0,021	0,025	0,030	0,038	0,039	0,044	0,050	0,053	0,059	0,065	0,066	0,073	0,080	
	12,00	0,010	0,018	0,022	0,026	0,030	0,036	0,046	0,048	0,052	0,059	0,063	0,072	0,079	0,085	0,090	0,100	
	16,00	0,020	0,023	0,027	0,032	0,038	0,045	0,054	0,058	0,063	0,071	0,079	0,088	0,095	0,100	0,110	0,120	
	20,00	0,023	0,028	0,033	0,038	0,045	0,057	0,066	0,073	0,080	0,090	0,097	0,100	0,110	0,120	0,130	0,140	
	25,00	0,030	0,035	0,040	0,045	0,055	0,065	0,075	0,100	0,120	0,130	0,140	0,150	0,165	0,170	0,180	0,190	

a_e = Schnittbreite
a_p = Schnitttiefe



Wir wenden bei unserer Werkstoffbeispiel-Auswahl die neuen europaweit vereinheitlichten Bezeichnungen für Stahl- und Gusswerkstoffe nach DIN EN an.

Kühlmittel:

- Schneidöl, hochaktiviert ■
- Bohrölemulsion ■
- nur Luftkühlung □

Werkstoffgruppe	Werkstoffbeispiele, neue Bezeichnung (in Klammern alte Bezeichnung) Fettgedruckte Zahlen = Werkstoff-Nr. nach DIN EN	Zugfestigkeit MPa (N/mm ²)	Härte	Kühl- mittel
Allgemeine Baustähle	1.0035 S185(St33), 1.0486 P275N(StE285), 1.0345 P235GH(H1), 1.0425 P265GH(H2) 1.0050 E295 (St50-2), 1.0070 E360 (St70-2), 1.8937 P500NH (WStE500)	≤500 >500-850		■
Automatenstähle	1.0718 11SMnPb30 (9SMnPb28), 1.0736 11SMn37 (9SMn36) 1.0727 46S20 (45S20), 1.0728 (60S20), 1.0757 46SPb20 (45SPb20)	≤850 850-1000		■
Unlegierte Vergütungsstähle	1.0402 C22, 1.1178 C30E (Ck30) 1.0503 C45, 1.1191 C45E (Ck45) 1.0601 C60, 1.1221 C60E (Ck60)	≤ 700 700-850 850-1000		■
Legierte Vergütungsstähle	1.5131 50MnSi4, 1.7003 38Cr2, 1.7030 28Cr4 1.5710 36NiCr6, 1.7035 41Cr4, 1.7225 42CrMo4	850-≤1000 1000-1200		■
Unlegierte Einsatzstähle	1.0301 (C10), 1.1121 C10E (Ck10)	≤750		■
Legierte Einsatzstähle	1.7043 38Cr4 1.5752 15NiCr13 (15NiCr13), 1.7131 16MnCr5, 1.7264 20CrMo5	850-≤1000 1000-1200		■ ■
Nitrierstähle	1.8504 34CrAl6 1.8519 31CrMoV9, 1.8550 34CrAlNi7	≥850-≤1000 >1000-1200		■ ■
Werkzeugstähle	1.1750 C75W, 1.2067 102Cr6, 1.2307 29CrMoV9 1.2080 X210Cr12, 1.2083 X42Cr13, 1.2419 105WCr6, 1.2767 X45NiCrMo4	≤850 >850-1000		■ ■
Schnellarbeitsstähle	1.3243 S 6-5-2-5, 1.3343 S 6-5-2, 1.3344 S 6-5-3	≥650-1000		■
Federstähle	1.5026 55Si7, 1.7176 55Cr3, 1.8159 51CrV4 (51CrV4)		≤330 HB	■ ■
Gehärtete Stähle	-		≤40-48 HRC >48-60 HRC	■ ■
Rostfreie Stähle, geschwefelt	1.4005 X12CrS13, 1.4104 X14CrMoS17, 1.4105 X6CrMoS17, 1.4305 X8CrNiS18-9	≤850		■ ■
austenitisch	1.4301 X5CrNi18-10 (V2A), 1.4541 X6CrNiTi18-10, 1.4571 X6CrNiMoTi 17-12-2 (V4A)	≤850		■ ■
martensitisch	1.4057 X20CrNi 17 2 (X17CrNi16-2), 1.4122 X39CrMo17-1, 1.4521 X2CrMoTi18-2	≤850		■ ■
Gusseisen	0.6010 EN-GJL-100(GG10), 0.6020 EN-GJL-200(GG20) 0.6025 EN-GJL-250(GG25), 0.6035 EN-GJL-350(GG35)	850-≤1000 1000-1200		■ □
Kugelgraphit- und Temperguss	0.7050 EN-GJS-500-7(GGG50), 0.8035 EN-GJMW-350-4(GTW35) 0.7070 EN-GJS-700-2(GGG70), 0.8170 EN-GJMB-700-2(GTS70)		≤240 HB <300 HB	■ ■
Hartguss	-		≤350 HB	■ ■
Neue Gusswerkstoffe GGV	EN-GJV250 (GGV25), EN-GJV350 (GGV35) EN-GJV400 (GGV40), EN-GJV500 (GGV50), SiMo6			■ □
Neue Gusswerkstoffe ADI	EN-GJS-800-8 (ADI800), EN-GJS-1000-5 (ADI1000) EN-GJS-1200-2 (ADI1200), EN-GJS-1400-1 (ADI1400)	800-1000 1200-1400		■ □
Sonderlegierungen	Nimonic, Inconel, Monel, Hastelloy	≤1200		■
Titan und Titan-Legierungen	3.7024 Ti99,5, 3.7114 TiAl6Sn2,5, 3.7124 TiCu2 3.7154 TiAl6Zr5, 3.7165 TiAl6V4, 3.7184 TiAl4Mo4Sn2,5, - TiAl8Mo1V1	≤850 >850-1200		■ ■
Aluminium und Al-Legierungen	3.0255 Al99,5, 3.2315 AlMgSi1, 3.3515 AlMg1	≤400		■
Al-Knetlegierungen	3.0615 AlMgSiPb, 3.1325 AlCuMg1, 3.3245 AlMg3Si, 3.4365 AlZnMgCu1,5	≤450		■ ■
Al-Gusslegierungen ≤ 10 % Si	3.2131 G-AlSi5Cu1, 3.2153 G-AlSi7Cu3, 3.2573 G-AlSi9	≤600		■ ■
> 10 % Si	3.2581 G-AlSi12, 3.2583 G-AlSi12Cu, - G-AlSi12CuNiMg	≤600		■ ■
Magnesium-Legierungen	3.5200 MgMn2, 3.5812.05 G-MgAl8Zn1, 3.5612.05 G-MgAl6Zn1	≤450		□
Kupfer, niedriglegiert	2.0070 SE-Cu, 2.1020 CuSn6, 2.1096 G-CuSn5ZnPb	≤400		■ ■
Messing, kurzspanend	2.0380 CuZn39Pb2, 2.0401 CuZn39Pb3, 2.0410 CuZn43Pb2	≤600		■ ■
langspanend	2.0250 CuZn20, 2.0280 CuZn33, 2.0332 CuZn37Pb0,5	≤600		■ ■
Bronzen, kurzspanend	2.1090 CuSn7ZnPb, 2.1170 CuPb5Sn5, 2.1176 CuPb10Sn 2.0790 CuNi18Zn19Pb	≤600 >600-850		■ ■
Bronzen, langspanend	2.0916 CuAl5, 2.0960 CuAl9Mn, 2.1050 CuSn10 2.0980 CuAl11Ni, 2.1247 CuBe2	≤850 >850-1000		■ ■
Kunststoffe, duroplastisch	Epoxidharz, Resopal, Pertinax, Moltopren			- □
thermoplastisch	Plexiglas, Hostalen, Novodur, Makralon			- ■ □
Kunststoffe, aramidfaserverstärkt	Kevlar			- □
glas-/kohlefaserverstärkt	GFK/CFK			- □

HSC-Bearbeitung

Katalog-Nr.	54306 54307
Schneidst.	VHM
DIN	Werksnorm
Typ	N
Seite	640/641



Katalog-Nr.	54304 54305
Schneidst.	VHM
DIN	Werksnorm
Typ	N
Seite	636/637

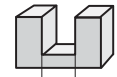


Ø 4 6 8 10 12 16								Ø 6 8 10 12 16						
Schruppen								Schruppen						
eff. Ø *	1,74	2,99	4,21	5,27	6,63	9,33		eff. Ø *	-	-	-	-	-	
a _p mm	0,20	0,40	0,60	0,75	1,00	1,50		a _p mm	0,40	0,60	0,75	1,00	1,50	
a _e mm	0,30	0,50	0,75	1,00	1,50	2,50		a _e mm	3,50	5,50	6,50	8,50	11,50	
Schlichten								Schlichten						
eff. Ø *	1,25	1,81	2,24	2,66	3,07	3,97		eff. Ø *	-	-	-	-	-	
a _p mm	0,10	0,14	0,16	0,18	0,20	0,25		a _p mm	0,15	0,20	0,30	0,40	0,50	
a _e mm	0,07	0,10	0,15	0,20	0,25	0,30		a _e mm	0,20	0,30	0,40	0,60	1,00	
v _c m/min	v _c m/min	fz (mm)	fz (mm)	fz (mm)	fz (mm)	fz (mm)	fz (mm)	v _c m/min	v _c m/min	fz (mm)	fz (mm)	fz (mm)	fz (mm)	fz (mm)
200	230							200	230	0,05	0,06	0,07	0,08	0,1
200	230							200	230	0,05	0,06	0,07	0,08	0,1
200	230							200	230	0,05	0,06	0,07	0,08	0,1
300	350	0,04	0,06	0,08	0,1	0,15	0,2	200	230	0,05	0,06	0,07	0,08	0,1
200	300	0,04	0,06	0,08	0,1	0,13	0,15	160	190	0,04	0,05	0,06	0,07	0,08
150	250	0,03	0,05	0,06	0,08	0,1	0,12	105	125	0,02	0,03	0,04	0,05	0,06
200	300	0,04	0,06	0,08	0,1	0,13	0,15	150	175	0,05	0,06	0,07	0,08	0,1
150	180	0,02	0,04	0,05	0,08	0,1	0,12	75	95	0,02	0,03	0,04	0,05	0,06
300	400	0,06	0,1	0,15	0,2	0,25	0,3	300	400	0,06	0,08	0,1	0,12	0,15
300	400	0,05	0,08	0,1	0,15	0,2	0,25	300	400	0,06	0,08	0,1	0,12	0,15
250	325	0,05	0,08	0,1	0,12	0,15	0,2	250	325	0,05	0,06	0,07	0,08	0,1
250	275	0,04	0,06	0,08	0,1	0,12	0,15	225	275	0,04	0,05	0,06	0,07	0,08
150	225	0,03	0,05	0,08	0,1	0,12	0,15	150	225	0,02	0,03	0,04	0,05	0,06
400	475	0,06	0,1	0,15	0,2	0,25	0,3	400	475	0,06	0,08	0,1	0,12	0,15
300	350	0,05	0,08	0,12	0,15	0,2	0,3	300	350	0,06	0,08	0,1	0,12	0,15
275	300	0,04	0,06	0,1	0,12	0,15	0,2	275	300	0,05	0,06	0,07	0,08	0,1

Arbeitsrichtwerte für HSS-Fräser

		Vorschubreihen													Vorschube f (mm/Zahn)		
Code-Buchst.		H	I	J	K	L	M	N	O	P	Q	R	S	T		U	V
Werkzeug-Ø mm	2,00	0,001	0,001	0,001	0,002	0,002	0,004	0,005	0,006	0,007	0,008	0,010	0,012	0,014	0,016	0,018	0,020
	3,00	0,002	0,002	0,003	0,003	0,004	0,007	0,010	0,010	0,010	0,015	0,016	0,013	0,019	0,022	0,024	0,030
	5,00	0,005	0,006	0,007	0,009	0,010	0,014	0,020	0,020	0,022	0,025	0,026	0,026	0,028	0,030	0,032	0,038
	6,00	0,006	0,008	0,009	0,011	0,013	0,017	0,024	0,025	0,027	0,031	0,029	0,033	0,039	0,036	0,041	0,047
	8,00	0,010	0,012	0,014	0,016	0,019	0,024	0,032	0,032	0,035	0,042	0,042	0,047	0,053	0,052	0,058	0,064
	10,00	0,013	0,015	0,018	0,021	0,025	0,030	0,038	0,039	0,044	0,050	0,053	0,059	0,065	0,066	0,073	0,080
	12,00	0,010	0,018	0,022	0,026	0,030	0,036	0,046	0,048	0,052	0,059	0,063	0,072	0,079	0,085	0,090	0,100
	16,00	0,020	0,023	0,027	0,032	0,038	0,045	0,054	0,058	0,063	0,071	0,079	0,088	0,095	0,100	0,110	0,120
	20,00	0,023	0,028	0,033	0,038	0,045	0,057	0,066	0,073	0,080	0,090	0,097	0,100	0,110	0,120	0,130	0,140
	25,00	0,030	0,035	0,040	0,045	0,055	0,065	0,075	0,100	0,120	0,130	0,140	0,150	0,165	0,170	0,180	0,190

a_e = Schnittbreite
a_p = Schnitttiefe



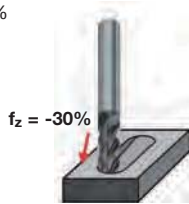
a_e = 1,0 x D

Fett gedruckte Vorschubreihen-Codebuchstaben sind bevorzugt einzusetzen, wenn es die Fräsfreigabe gestattet.

Schräges Eintauchen und Nutenfräsen

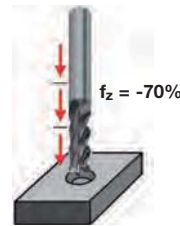
Beim schrägen Eintauchen sollte der Vorschub (v_f = mm/min) wie dargestellt reduziert werden. Bei großen Bohrtiefen über 1 x D muss zusätzlich entspannt werden. Ebenso beim Übergang in die radiale Bearbeitung.
Nutenfräsen

a_p = Schnitttiefe 0,5 x D = f_z 100%
a_p = Schnitttiefe 1,0 x D = f_z 75%



Bohren

Beim Bohren muss der Vorschub (v_f = mm/min) wie dargestellt reduziert werden. Bei großen Bohrtiefen über 0,5 x D muss zusätzlich entspannt werden.



Kühlmittel:

- Schneidöl, hochaktiviert ■
- Bohrölemulsion ■
- nur Luftkühlung □

Werkstoffgruppe	Werkstoffbeispiele, neue Bezeichnung (in Klammern alte Bezeichnung) Fettgedruckte Zahlen = Werkstoff-Nr. nach DIN EN	Zugfestigkeit MPa (N/mm ²)	Härte	Kühl- mittel
Allgemeine Baustähle	1.0035 S185(St33), 1.0486 P275N(StE285), 1.0345 P235GH(H1), 1.0425 P265GH(H2) 1.0050 E295 (St50-2), 1.0070 E360 (St70-2), 1.8937 P500NH (WStE500)	≤500 >500-850		■
Automatenstähle	1.0718 11SMnPb30 (9SMnPb28), 1.0736 11SMn37 (9SMn36) 1.0727 46S20 (45S20), 1.0728 (60S20), 1.0757 46SPb20 (45SPb20)	≤850 850-1000		■
Unlegierte Vergütungsstähle	1.0402 C22, 1.1178 C30E (Ck30) 1.0503 C45, 1.1191 C45E (Ck45) 1.0601 C60, 1.1221 C60E (Ck60)	≤ 700 700-850 850-1000		■
Legierte Vergütungsstähle	1.5131 50MnSi4, 1.7003 38Cr2, 1.7030 28Cr4 1.5710 36NiCr6, 1.7035 41Cr4, 1.7225 42CrMo4	850-≤1000 1000-1200		■
Unlegierte Einsatzstähle	1.0301 (C10), 1.1121 C10E (Ck10)	≤750		■
Legierte Einsatzstähle	1.7043 38Cr4 1.5752 15NiCr13 (15NiCr13), 1.7131 16MnCr5, 1.7264 20CrMo5	850-≤1000 1000-1200		■ ■
Nitrierstähle	1.8504 34CrAl6 1.8519 31CrMoV9, 1.8550 34CrAlNi7	≥850-≤1000 >1000-1200		■ ■
Werkzeugstähle	1.1750 C75W, 1.2067 102Cr6, 1.2307 29CrMoV9 1.2080 X210Cr12, 1.2083 X42Cr13, 1.2419 105WCr6, 1.2767 X45NiCrMo4	≤850 >850-1000		■ ■
Schnellarbeitsstähle	1.3243 S 6-5-2-5, 1.3343 S 6-5-2, 1.3344 S 6-5-3	≥650-1000		■
Federstähle	1.5026 55Si7, 1.7176 55Cr3, 1.8159 51CrV4 (51CrV4)		≤330 HB	■ ■
Gehärtete Stähle	-		≤40-48 HRC >48-60 HRC	■ ■
Rostfreie Stähle, geschwefelt austenitisch martensitisch	1.4005 X12CrS13, 1.4104 X14CrMoS17, 1.4105 X6CrMoS17, 1.4305 X8CrNiS18-9 1.4301 X5CrNi18-10 (V2A), 1.4541 X6CrNiTi18-10, 1.4571 X6CrNiMoTi 17-12-2 (V4A) 1.4057 X20CrNi 17 2 (X17CrNi16-2), 1.4122 X39CrMo17-1, 1.4521 X2CrMoTi18-2	≤850 ≤850 ≤850		■ ■ ■
Gusseisen	0.6010 EN-GJL-100(GG10), 0.6020 EN-GJL-200(GG20) 0.6025 EN-GJL-250(GG25), 0.6035 EN-GJL-350(GG35)	850-≤1000 1000-1200		■ □
Kugelgraphit- und Tempereguss	0.7050 EN-GJS-500-7(GGG50), 0.8035 EN-GJMW-350-4(GTW35) 0.7070 EN-GJS-700-2(GGG70), 0.8170 EN-GJMB-700-2(GTS70)		≤240 HB <300 HB	■ ■
Hartguss	-		≤350 HB	■
Neue Gusswerkstoffe GGV	EN-GJV250 (GGV25), EN-GJV350 (GGV35) EN-GJV400 (GGV40), EN-GJV500 (GGV50), SiMo6			■ □
Neue Gusswerkstoffe ADI	EN-GJS-800-8 (ADI800), EN-GJS-1000-5 (ADI1000) EN-GJS-1200-2 (ADI1200), EN-GJS-1400-1 (ADI1400)	800-1000 1200-1400		■ □
Sonderlegierungen	Nimonic, Inconel, Monel, Hastelloy	≤1200		■
Titan und Titan-Legierungen	3.7024 Ti99,5, 3.7114 TiAl5Sn2,5, 3.7124 TiCu2 3.7154 TiAl6Zr5, 3.7165 TiAl6V4, 3.7184 TiAl4Mo4Sn2,5, - TiAl8Mo1V1	≤850 >850-1200		■ ■
Aluminium und Al-Legierungen	3.0255 Al99,5, 3.2315 AlMgSi1, 3.3515 AlMg1	≤400		■
Al-Knetlegierungen	3.0615 AlMgSiPb, 3.1325 AlCuMg1, 3.3245 AlMg3Si, 3.4365 AlZnMgCu1,5	≤450		■ ■
Al-Gusslegierungen ≤ 10 % Si > 10 % Si	3.2131 G-AlSi5Cu1, 3.2153 G-AlSi7Cu3, 3.2573 G-AlSi9 3.2581 G-AlSi12, 3.2583 G-AlSi12Cu, - G-AlSi12CuNiMg	≤600 ≤600		■ ■
Magnesium-Legierungen	3.5200 MgMn2, 3.5812.05 G-MgAl8Zn1, 3.5612.05 G-MgAl6Zn1	≤450		□
Kupfer, niedriglegiert	2.0070 SE-Cu, 2.1020 CuSn6, 2.1096 G-CuSn5ZnPb	≤400		■ ■
Messing, kurzspanend langspanend	2.0380 CuZn39Pb2, 2.0401 CuZn39Pb3, 2.0410 CuZn43Pb2 2.0250 CuZn20, 2.0280 CuZn33, 2.0332 CuZn37Pb0,5	≤600 ≤600		■ ■ ■
Bronzen, kurzspanend	2.1090 CuSn7ZnPb, 2.1170 CuPb5Sn5, 2.1176 CuPb10Sn 2.0790 CuNi18Zn19Pb	≤600 >600-850		■ ■
Bronzen, langspanend	2.0916 CuAl5, 2.0960 CuAl9Mn, 2.1050 CuSn10 2.0980 CuAl11Ni, 2.1247 CuBe2	≤850 >850-1000		■ ■
Kunststoffe, duroplastisch thermoplastisch	Epoxidharz, Resopal, Pertinax, Moltopren Plexiglas, Hostalen, Novodur, Makralon			- □
Kunststoffe, aramidfaserverstärkt glas-/kohlefaserverstärkt	Kevlar GFK/CFK			- □

Nutenfräsen

Katalog-Nr.	74231 74280	74243 74282	54275 64640 64604	64670 64641	54080 54180	74244	74294	64671	54294	54276	54825	54845	74816	54816
Schneidst.	M42		M42			M42		M42			HSS-E-PM		M42	M42
DIN Typ	327 D N	844 K N	327 D N	844 K N	WN N	844 L N		844 L N			844 K NRf		844 K NR	844 K NR
Seite	652/658	654/660	680/653/659	655/661	664/665	656	663	657	662	681	673	677	674	675

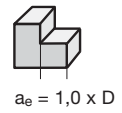
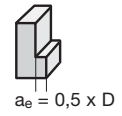


V _c m/min	VR-Code	V _c m/min	VR-Code	VR-Code	V _c m/min	VR-Code	V _c m/min	VR-Code	VR-Code	V _c m/min	VR-Code	V _c m/min	VR-Code	V _c m/min	VR-Code
28	M	61	M		22	K	49	K		90	O	34	M	61	N
25	L	55	L		20	K	44	K		80	N	30	K	55	L
25	L	55	L		20	K	44	K		80	N	30	K	55	L
22	M	50	M		18	K	40	K		75	M	28	J	50	K
28	L	61	L		22	K	49	K		90	N	34	K	61	L
26	L	55	L		21	K	44	K		80	N	30	K	55	L
22	M	50	M		18	K	40	K		75	M	28	J	50	K
22	M	50	M		18	K	40	K		75	M	28	J	50	K
17	M	39	M		14	K	31	K		60	L	22	I	39	J
28	L	61	L		22	K	49	K		90	N	34	K	61	L
22	L	50	L		18	K	40	K		75	N	28	K	50	L
17	M	39	M		14	K	31	K		60	M	22	J	39	K
22	L	50	L		18	K	40	K		75	N	28	K	50	L
17	L	39	L		14	K	31	K		60	L	22	I	39	J
28	L	61	L		22	K	49	K		90	N	34	K	61	L
11	L	28	L		9	K	22	K		40	L	15	I	28	J
11	M	28	M		9	K	22	K		40	M	15	J	28	K
11	L	22	L							33	L			22	J
18	M	42	M							65	M	23	J	42	K
14	L	39	L							60	L	21	I	39	J
14	L	39	L							60	M	21	J	39	K
20	L	50	L		16	K	40	K		75	N	28	K	50	L
14	L	42	L		11	K	34	K		65	M			42	K
20	L	50	L		16	K	40	K		75	N	28	K	50	L
14	L	42	L		11	K	34	K		65	M			42	K
11	L	31	L							45	K			31	I
5	L	9	L							14	L			9	J
11	L	25	L							36	L	13	I	25	J
7	L	11	L							17	K			11	I
154	N	220	N												
110	N	198	N												
88	M	132	M												
44	N	121	N												
66	O	143	O												
61	N	99	N												
61	N	99	N												
39	M	94	M												
39	M	94	M												
33	L	72	L												
33	M	72	M												
17	L	44	L												

Arbeitsrichtwerte für HSS-Fräser

		Vorschubreihen													f (mm/Zahn) Vorschube		
Code-Buchst.		H	I	J	K	L	M	N	O	P	Q	R	S	T		U	V
Werkzeug-Ø mm	2,00	0,001	0,001	0,001	0,002	0,002	0,004	0,005	0,006	0,007	0,008	0,010	0,012	0,014	0,016	0,018	0,020
	3,00	0,002	0,002	0,003	0,003	0,004	0,007	0,010	0,010	0,010	0,015	0,016	0,013	0,019	0,022	0,024	0,030
	5,00	0,005	0,006	0,007	0,009	0,010	0,014	0,020	0,020	0,022	0,025	0,026	0,026	0,028	0,030	0,032	0,038
	6,00	0,006	0,008	0,009	0,011	0,013	0,017	0,024	0,025	0,027	0,031	0,029	0,033	0,039	0,036	0,041	0,047
	8,00	0,010	0,012	0,014	0,016	0,019	0,024	0,032	0,032	0,035	0,042	0,042	0,047	0,053	0,052	0,058	0,064
	10,00	0,013	0,015	0,018	0,021	0,025	0,030	0,038	0,039	0,044	0,050	0,053	0,059	0,065	0,066	0,073	0,080
	12,00	0,010	0,018	0,022	0,026	0,030	0,036	0,046	0,048	0,052	0,059	0,063	0,072	0,079	0,085	0,090	0,100
	16,00	0,020	0,023	0,027	0,032	0,038	0,045	0,054	0,058	0,063	0,071	0,079	0,088	0,095	0,100	0,110	0,120
	20,00	0,023	0,028	0,033	0,038	0,045	0,057	0,066	0,073	0,080	0,090	0,097	0,100	0,110	0,120	0,130	0,140
	25,00	0,030	0,035	0,040	0,045	0,055	0,065	0,075	0,100	0,120	0,130	0,140	0,150	0,165	0,170	0,180	0,190

a_e = Schnittbreite
a_p = Schnitttiefe

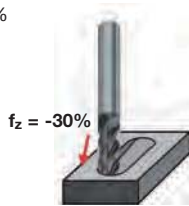


Fett gedruckte Vorschubreihen-Codebuchstaben sind bevorzugt einzusetzen, wenn es die Fräsfreigabe gestattet.

Schräges Eintauchen und Nutenfräsen

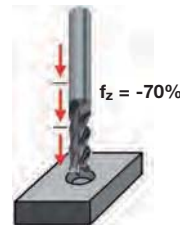
Beim schrägen Eintauchen sollte der Vorschub (v_f = mm/min) wie dargestellt reduziert werden. Bei großen Bohrtiefen über 1 x D muss zusätzlich entspannt werden. Ebenso beim Übergang in die radiale Bearbeitung.

Nutenfräsen
a_p = Schnitttiefe 0,5 x D = f_z 100%
a_p = Schnitttiefe 1,0 x D = f_z 75%



Bohren

Beim Bohren muss der Vorschub (v_f = mm/min) wie dargestellt reduziert werden. Bei großen Bohrtiefen über 0,5 x D muss zusätzlich entspannt werden.



Kühlmittel:

- Schneidöl, hochaktiviert ■
- Bohrölemulsion ■
- nur Luftkühlung □

Werkstoffgruppe	Werkstoffbeispiele, neue Bezeichnung (in Klammern alte Bezeichnung) Fettgedruckte Zahlen = Werkstoff-Nr. nach DIN EN	Zugfestigkeit MPa (N/mm ²)	Härte	Kühl- mittel
Allgemeine Baustähle	1.0035 S185(St33), 1.0486 P275N(StE285), 1.0345 P235GH(H1), 1.0425 P265GH(H2) 1.0050 E295 (St50-2), 1.0070 E360 (St70-2), 1.8937 P500NH (WStE500)	≤500 >500-850		■
Automatenstähle	1.0718 11SMnPB30 (9SMnPB28), 1.0736 11SMn37 (9SMn36) 1.0727 46S20 (45S20), 1.0728 (60S20), 1.0757 46SPb20 (45SPb20)	≤850 850-1000		■
Unlegierte Vergütungsstähle	1.0402 C22, 1.1178 C30E (Ck30) 1.0503 C45, 1.1191 C45E (Ck45) 1.0601 C60, 1.1221 C60E (Ck60)	≤ 700 700-850 850-1000		■
Legierte Vergütungsstähle	1.5131 50MnSi4, 1.7003 38Cr2, 1.7030 28Cr4 1.5710 36NiCr6, 1.7035 41Cr4, 1.7225 42CrMo4	850-≤1000 1000-1200		■
Unlegierte Einsatzstähle	1.0301 (C10), 1.1121 C10E (Ck10)	≤750		■
Legierte Einsatzstähle	1.7043 38Cr4 1.5752 15NiCr13 (15NiCr13), 1.7131 16MnCr5, 1.7264 20CrMo5	850-≤1000 1000-1200		■ ■
Nitrierstähle	1.8504 34CrAl6 1.8519 31CrMoV9, 1.8550 34CrAlNi7	≥850-≤1000 >1000-1200		■ ■
Werkzeugstähle	1.1750 C75W, 1.2067 102Cr6, 1.2307 29CrMoV9 1.2080 X210Cr12, 1.2083 X42Cr13, 1.2419 105WCr6, 1.2767 X45NiCrMo4	≤850 >850-1000		■ ■
Schnellarbeitsstähle	1.3243 S 6-5-2-5, 1.3343 S 6-5-2, 1.3344 S 6-5-3	≥650-1000		■
Federstähle	1.5026 55Si7, 1.7176 55Cr3, 1.8159 51CrV4 (51CrV4)		≤330 HB	■ ■
Gehärtete Stähle	-		≤40-48 HRC >48-60 HRC	■ ■
Rostfreie Stähle, geschwefelt	1.4005 X12CrS13, 1.4104 X14CrMoS17, 1.4105 X6CrMoS17, 1.4305 X8CrNiS18-9	≤850		■ ■
austenitisch	1.4301 X5CrNi18-10 (V2A), 1.4541 X6CrNiTi18-10, 1.4571 X6CrNiMoTi 17-12-2 (V4A)	≤850		■ ■
martensitisch	1.4057 X20CrNi 17 2 (X17CrNi16-2), 1.4122 X39CrMo17-1, 1.4521 X2CrMoTi18-2	≤850		■ ■
Gusseisen	0.6010 EN-GJL-100(GG10), 0.6020 EN-GJL-200(GG20) 0.6025 EN-GJL-250(GG25), 0.6035 EN-GJL-350(GG35)	850-≤1000 1000-1200		■ □
Kugelgraphit- und Tempereguss	0.7050 EN-GJS-500-7(GGG50), 0.8035 EN-GJMW-350-4(GTW35) 0.7070 EN-GJS-700-2(GGG70), 0.8170 EN-GJMB-700-2(GTS70)		≤240 HB <300 HB	■ ■
Hartguss	-		≤350 HB	■
Neue Gusswerkstoffe GGV	EN-GJV250 (GGV25), EN-GJV350 (GGV35) EN-GJV400 (GGV40), EN-GJV500 (GGV50), SiMo6			■ □
Neue Gusswerkstoffe ADI	EN-GJS-800-8 (ADI800), EN-GJS-1000-5 (ADI1000) EN-GJS-1200-2 (ADI1200), EN-GJS-1400-1 (ADI1400)	800-1000 1200-1400		■ □
Sonderlegierungen	Nimonic, Inconel, Monel, Hastelloy	≤1200		■
Titan und Titan-Legierungen	3.7024 Ti99,5, 3.7114 TiAl6Sn2,5, 3.7124 TiCu2 3.7154 TiAl6Zr5, 3.7165 TiAl6V4, 3.7184 TiAl4Mo4Sn2,5, - TiAl8Mo1V1	≤850 >850-1200		■
Aluminium und Al-Legierungen	3.0255 Al99,5, 3.2315 AlMgSi1, 3.3515 AlMg1	≤400		■
Al-Knetlegierungen	3.0615 AlMgSiPb, 3.1325 AlCuMg1, 3.3245 AlMg3Si, 3.4365 AlZnMgCu1,5	≤450		■
Al-Gusslegierungen ≤ 10 % Si	3.2131 G-AlSi5Cu1, 3.2153 G-AlSi7Cu3, 3.2573 G-AlSi9	≤600		■
> 10 % Si	3.2581 G-AlSi12, 3.2583 G-AlSi12Cu, - G-AlSi12CuNiMg	≤600		■
Magnesium-Legierungen	3.5200 MgMn2, 3.5812.05 G-MgAl8Zn1, 3.5612.05 G-MgAl6Zn1	≤450		□
Kupfer, niedriglegiert	2.0070 SE-Cu, 2.1020 CuSn6, 2.1096 G-CuSn5ZnPb	≤400		■ ■
Messing, kurzspanend	2.0380 CuZn39Pb2, 2.0401 CuZn39Pb3, 2.0410 CuZn43Pb2	≤600		■ ■
langspanend	2.0250 CuZn20, 2.0280 CuZn33, 2.0332 CuZn37Pb0,5	≤600		■ ■
Bronzen, kurzspanend	2.1090 CuSn7ZnPb, 2.1170 CuPb5Sn5, 2.1176 CuPb10Sn 2.0790 CuNi18Zn19Pb	≤600 >600-850		■ ■
Bronzen, langspanend	2.0916 CuAl5, 2.0960 CuAl9Mn, 2.1050 CuSn10 2.0980 CuAl11Ni, 2.1247 CuBe2	≤850 >850-1000		■ ■
Kunststoffe, duroplastisch	Epoxidharz, Resopal, Pertinax, Moltopren			- □
thermoplastisch	Plexiglas, Hostalen, Novodur, Makralon			- ■ □
Kunststoffe, aramidfaserverstärkt	Kevlar			- □
glas-/kohlefaserverstärkt	GFK/CFK			- □

Schlichtfräsen

Schruppfräsen

Katalog-Nr.	74617	74847	64667	54847	74800	74825	74845	54825	54845	74816	74836	54816	54836	54815
Schneidst.	M42	M42	M42		M42	HSS-E-PM		HSS-E-PM		M42	M42			
DIN	844K	844 L	844 K	844 L	WN	844 K		844 K		844 K/L	844 K/L			
Typ	N	N	N		N	NRf		NRf		NR	NF			
Seite	666	668	667	669	670	672	676	673	677	674/678	675/679	671		



V _c m/min	VR-Code	V _c m/min	VR-Code	V _c m/min	VR-Code	V _c m/min	VR-Code	V _c m/min	VR-Code	V _c m/min	VR-Code	V _c m/min	VR-Code	V _c m/min	VR-Code
28	M	31	N	68	O	19	L	57	O	102	P	38	N	68	O
24	L	27	M	61	N	16	K	51	N	92	O	33	L	61	M
24	L	27	M	61	N	16	K	51	N	92	O	33	L	61	M
22	K	25	L	55	M	15	K	46	M	83	N	31	L	55	L
28	L	31	M	68	N	19	K	57	N	102	O	38	L	68	M
25	L	28	M	61	N	17	K	51	N	92	O	33	L	61	M
22	K	25	L	55	M	15	K	46	M	83	N	31	L	55	L
22	K	25	L	55	M	15	K	46	M	83	N	31	L	55	L
17	J	19	L	43	L	11	K	36	L	65	M	24	K	43	L
28	L	31	M	68	N	19	K	57	N	102	O	38	L	68	M
22	L	25	M	55	N	15	K	46	N	83	O	31	L	55	M
17	K	19	L	43	M	11	K	36	M	65	N	24	L	43	L
22	L	25	M	55	N	15	K	46	N	83	O	31	L	55	M
17	J	19	L	43	L	11	K	36	L	65	M	24	K	43	L
28	L	31	M	68	N	19	K	57	N	102	O	38	L	68	M
11	J	13	L	31	L	8	K	26	L	47	M	17	K	31	L
11	K	13	L	31	M	8	K	26	M	47	N	17	L	31	L
		13	L	25	L			20	L	37	M	14	K	25	L

18	K	20	L	47	M	13	K	39	M	70	N	26	L	47	L
13	J	15	L	43	L	9	K	36	L	65	M	24	K	43	L
13	K	15	L	43	M	9	K	36	M	65	N	24	L	43	L
20	L	22	M	55	N			46	N	83	O	31	L	55	M
		15	L	47	M			39	M	70	N	26	L	47	L
20	L	22	M	55	N			46	N	83	O	31	L	55	M
		15	L	47	M			39	M	70	N	26	L	47	L
11	I	13	K	35	L			29	L	52	L	19	K	35	K

		5	L	10	L			9	L	16	M	6	K	10	L
11	J	13	L	27	L			22	L	40	M	15	K	27	L
		8	K	13	L			10	L	19	L	7	K	13	K
155	O	170	P	242	Q										
110	N	121	O	218	P										
90	M	97	N	146	O										
40	N	49	O	134	P										
65	O	73	P	158	Q										
62	N	68	O	109	P										
62	M	68	N	109	O										
40	M	43	N	104	O										
40	M	43	N	104	O										
33	L	37	M	80	N										
33	L	37	M	80	N										
17	K	19	L	49	M										

VHM Fräser

Bohrnutenfräser Alu

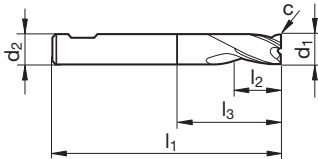


Katalog-Nr. 74204



Arbeitsrichtwerte
Seite 570

- extra kurz
- Zentrumschnitt



d1 e8 mm	d2 h6 mm	l1 mm	l2 mm	l3 mm	c mm x 45°	Z	Code-Nr.
3,000	6,000	50,000	4,000	8,400	0,030	2	3,000
4,000	6,000	54,000	5,000	10,400	0,030	2	4,000
5,000	6,000	54,000	6,000	12,400	0,030	2	5,000
6,000	6,000	54,000	7,000	18,000	0,030	2	6,000
8,000	8,000	58,000	9,000	22,000	0,050	2	8,000
10,000	10,000	66,000	11,000	26,000	0,050	2	10,000
12,000	12,000	73,000	12,000	28,000	0,100	2	12,000
14,000	14,000	75,000	14,000	30,000	0,100	2	14,000
16,000	16,000	82,000	16,000	34,000	0,100	2	16,000
18,000	18,000	84,000	18,000	36,000	0,100	2	18,000
20,000	20,000	92,000	20,000	42,000	0,100	2	20,000

VHM Fräser

Bohrnutenfräser Alu

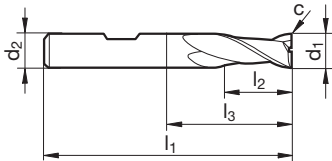


Katalog-Nr. 74202



Arbeitsrichtwerte
Seite 570

• Zentrumschnitt



d1 e8 mm	d2 h6 mm	l1 mm	l2 mm	l3 mm	c mm x 45°	Z	Code-Nr.
3,000	6,000	57,000	7,000	11,400	0,030	2	3,000
4,000	6,000	57,000	8,000	13,900	0,030	2	4,000
5,000	6,000	57,000	10,000	16,900	0,030	2	5,000
6,000	6,000	57,000	10,000	21,000	0,030	2	6,000
8,000	8,000	63,000	16,000	27,000	0,050	2	8,000
10,000	10,000	72,000	19,000	32,000	0,050	2	10,000
12,000	12,000	83,000	22,000	38,000	0,100	2	12,000
14,000	14,000	83,000	22,000	38,000	0,100	2	14,000
16,000	16,000	92,000	26,000	44,000	0,100	2	16,000
18,000	18,000	92,000	26,000	44,000	0,100	2	18,000
20,000	20,000	104,000	32,000	54,000	0,100	2	20,000

VHM Fräser

Bohrnutenfräser Alu



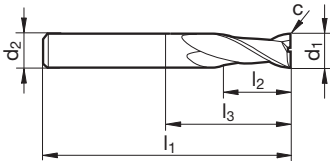
Katalog-Nr. 74206



P	M	K	N	S	H
			•		

Arbeitsrichtwerte
Seite 570

- extra lang
- Zentrumschnitt



d1 h10 mm	d2 h6 mm	l1 mm	l2 mm	l3 mm	c mm x 45°	Z	Code-Nr.
5,000	5,000	75,000	30,000	47,000	0,030	2	5,000
6,000	6,000	75,000	30,000	39,000	0,030	2	6,000
8,000	8,000	100,000	40,000	64,000	0,050	2	8,000
10,000	10,000	100,000	40,000	60,000	0,050	2	10,000
12,000	12,000	150,000	45,000	105,000	0,100	2	12,000
16,000	16,000	150,000	65,000	102,000	0,100	2	16,000

VHM Fräser

Bohrnutenfräser Alu

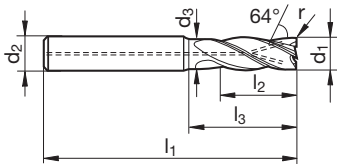


Katalog-Nr. 74479



Arbeitsrichtwerte
Seite 570

- mit Innenkühlung für hohe Standzeiten und optimale Spanabfuhr
- Zentrumschnitt



d1 h10 mm	d2 h6 mm	l1 mm	l2 mm	l3 mm	r mm x 45°	Z	Code-Nr.
6,000	6,000	57,000	10,000	21,000	1,000	3	6,000
8,000	8,000	63,000	16,000	27,000	1,000	3	8,000
10,000	10,000	72,000	19,000	32,000	1,500	3	10,000
12,000	12,000	83,000	22,000	38,000	1,500	3	12,000
16,000	16,000	92,000	26,000	44,000	2,000	3	16,000
20,000	20,000	104,000	32,000	54,000	2,500	3	20,000

VHM Fräser

Langlochfräser (2-Schneider)



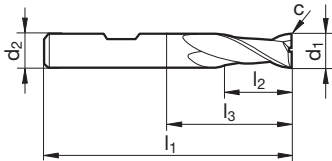
Katalog-Nr. 74520



P	M	K	N	S	H
•	•	•	•		

Arbeitsrichtwerte
Seite 566

- extra kurz
- Zentrumschnitt
- universell einsetzbar



d1 h10 mm	d2 h6 mm	l1 mm	l2 mm	l3 mm	c mm x 45°	Z	Code-Nr.
2,000	6,000	50,000	3,000	6,400	0,025	2	2,000
2,500	6,000	50,000	3,000	6,400	0,050	2	2,500
3,000	6,000	50,000	4,000	8,900	0,050	2	3,000
3,500	6,000	50,000	4,000	9,000	0,050	2	3,500
4,000	6,000	54,000	5,000	10,400	0,050	2	4,000
4,500	6,000	54,000	5,000	11,500	0,050	2	4,500
5,000	6,000	54,000	6,000	12,900	0,050	2	5,000
5,500	6,000	54,000	7,000	14,400	0,050	2	5,500
6,000	6,000	54,000	7,000	18,000	0,050	2	6,000
6,500	8,000	58,000	8,000	17,400	0,100	2	6,500
7,000	8,000	58,000	8,000	17,400	0,100	2	7,000
7,500	8,000	58,000	9,000	18,400	0,100	2	7,500
8,000	8,000	58,000	9,000	22,000	0,100	2	8,000
8,500	10,000	66,000	10,000	21,400	0,100	2	8,500
9,000	10,000	66,000	10,000	21,400	0,100	2	9,000
9,500	10,000	66,000	11,000	22,400	0,100	2	9,500
10,000	10,000	66,000	11,000	26,000	0,100	2	10,000
11,000	12,000	73,000	12,000	25,400	0,100	2	11,000
12,000	12,000	73,000	12,000	28,000	0,100	2	12,000
13,000	14,000	75,000	14,000	29,400	0,150	2	13,000
14,000	14,000	75,000	14,000	30,000	0,150	2	14,000
15,000	16,000	82,000	16,000	33,400	0,150	2	15,000
16,000	16,000	82,000	16,000	34,000	0,150	2	16,000
18,000	18,000	84,000	18,000	36,000	0,150	2	18,000
20,000	20,000	92,000	20,000	42,000	0,150	2	20,000

VHM Fräser

Langlochfräser (2-Schneider)



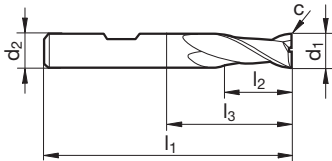
Katalog-Nr. 54520



P	M	K	N	S	H
•	•	•	○	•	

Arbeitsrichtwerte
Seite 566

- extra kurz
- Zentrumschnitt
- universell einsetzbar



d1 h10 mm	d2 h6 mm	l1 mm	l2 mm	l3 mm	c mm x 45°	Z	Code-Nr.
2,000	6,000	50,000	3,000	7,400	0,025	2	2,000
3,000	6,000	50,000	4,000	8,400	0,050	2	3,000
4,000	6,000	54,000	5,000	10,400	0,050	2	4,000
5,000	6,000	54,000	6,000	12,400	0,050	2	5,000
6,000	6,000	54,000	7,000	18,000	0,050	2	6,000
8,000	8,000	58,000	9,000	22,000	0,100	2	8,000
10,000	10,000	66,000	11,000	26,000	0,100	2	10,000
12,000	12,000	73,000	12,000	28,000	0,100	2	12,000
14,000	14,000	75,000	14,000	30,000	0,150	2	14,000
16,000	16,000	82,000	16,000	34,000	0,150	2	16,000
18,000	18,000	84,000	18,000	36,000	0,150	2	18,000
20,000	20,000	92,000	20,000	42,000	0,150	2	20,000

VHM Fräser

Langlochfräser (2-Schneider)



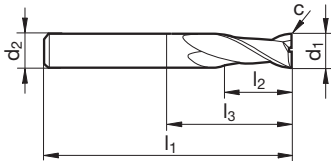
Katalog-Nr. 54519



P	M	K	N	S	H
•	•	•	○	•	

Arbeitsrichtwerte
Seite 568

- Zentrumschnitt
- universell einsetzbar



d1 h10 mm	d2 h6 mm	l1 mm	l2 mm	l3 mm	c mm x 45°	Z	Code-Nr.
2,000	6,000	57,000	6,000	9,400	0,025	2	2,000
2,800	6,000	57,000	7,000	11,900	0,050	2	2,800
3,000	6,000	57,000	7,000	11,900	0,050	2	3,000
3,800	6,000	57,000	8,000	13,400	0,050	2	3,800
4,000	6,000	57,000	8,000	13,400	0,050	2	4,000
4,800	6,000	57,000	10,000	16,900	0,050	2	4,800
5,000	6,000	57,000	10,000	16,900	0,050	2	5,000
5,750	6,000	57,000	10,000	18,400	0,050	2	5,750
6,000	6,000	57,000	10,000	21,000	0,050	2	6,000
6,750	8,000	63,000	13,000	22,400	0,100	2	6,750
7,000	8,000	63,000	13,000	22,400	0,100	2	7,000
7,750	8,000	63,000	16,000	25,400	0,100	2	7,750
8,000	8,000	63,000	16,000	27,000	0,100	2	8,000
8,700	10,000	72,000	16,000	27,400	0,100	2	8,700
9,000	10,000	72,000	16,000	27,400	0,100	2	9,000
9,700	10,000	72,000	19,000	30,400	0,100	2	9,700
10,000	10,000	72,000	19,000	32,000	0,100	2	10,000
11,700	12,000	83,000	22,000	35,400	0,100	2	11,700
12,000	12,000	83,000	22,000	38,000	0,100	2	12,000
14,000	14,000	83,000	22,000	38,000	0,150	2	14,000
15,700	16,000	92,000	26,000	44,000	0,150	2	15,700
18,000	18,000	92,000	26,000	44,000	0,150	2	18,000
20,000	20,000	104,000	32,000	54,000	0,150	2	20,000

VHM Fräser

Langlochfräser (2-Schneider)



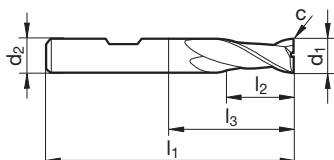
Katalog-Nr. 74521



P	M	K	N	S	H
•	•	•	•		

Arbeitsrichtwerte
Seite 566

- Zentrumschnitt
- universell einsetzbar



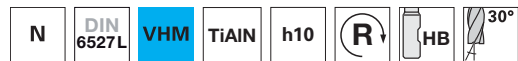
d1 h10 mm	d2 h6 mm	l1 mm	l2 mm	l3 mm	c mm x 45°	Z	Code-Nr.
2,000	6,000	57,000	6,000	9,400	0,025	2	2,000
2,500	6,000	57,000	7,000	10,400	0,050	2	2,500
3,000	6,000	57,000	7,000	11,900	0,050	2	3,000
3,500	6,000	57,000	7,000	12,400	0,050	2	3,500
3,800	6,000	57,000	8,000	13,400	0,050	2	3,800
4,000	6,000	57,000	8,000	13,400	0,050	2	4,000
4,500	6,000	57,000	8,000	14,900	0,050	2	4,500
4,800	6,000	57,000	10,000	16,900	0,050	2	4,800
5,000	6,000	57,000	10,000	16,900	0,050	2	5,000
5,750	6,000	57,000	10,000	18,400	0,050	2	5,750
6,000	6,000	57,000	10,000	21,000	0,050	2	6,000
6,750	8,000	63,000	13,000	22,400	0,100	2	6,750
7,000	8,000	63,000	13,000	22,400	0,100	2	7,000
7,750	8,000	63,000	16,000	25,400	0,100	2	7,750
8,000	8,000	63,000	16,000	27,000	0,100	2	8,000
8,700	10,000	72,000	16,000	27,400	0,100	2	8,700
9,000	10,000	72,000	16,000	27,400	0,100	2	9,000
9,700	10,000	72,000	19,000	30,400	0,100	2	9,700
10,000	10,000	72,000	19,000	32,000	0,100	2	10,000
11,700	12,000	83,000	22,000	35,400	0,100	2	11,700
12,000	12,000	83,000	22,000	38,000	0,100	2	12,000
14,000	14,000	83,000	22,000	38,000	0,150	2	14,000
15,700	16,000	92,000	26,000	44,000	0,150	2	15,700
16,000	16,000	92,000	26,000	44,000	0,150	2	16,000
18,000	18,000	92,000	26,000	44,000	0,150	2	18,000
20,000	20,000	104,000	32,000	54,000	0,150	2	20,000

VHM Fräser

Langlochfräser (2-Schneider)



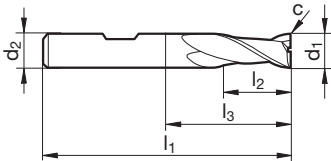
Katalog-Nr. 54521



P	M	K	N	S	H
•	•	•	○	•	

Arbeitsrichtwerte
Seite 568

- Zentrumschnitt
- universell einsetzbar



d1 h10 mm	d2 h6 mm	l1 mm	l2 mm	l3 mm	c mm x 45°	Z	Code-Nr.
2,000	6,000	57,000	6,000	10,400	0,025	2	2,000
2,800	6,000	57,000	7,000	11,400	0,050	2	2,800
3,000	6,000	57,000	7,000	11,400	0,050	2	3,000
3,800	6,000	57,000	8,000	13,900	0,050	2	3,800
4,000	6,000	57,000	8,000	13,900	0,050	2	4,000
4,800	6,000	57,000	10,000	16,900	0,050	2	4,800
5,000	6,000	57,000	10,000	16,900	0,050	2	5,000
5,750	6,000	57,000	10,000	17,900	0,050	2	5,750
6,000	6,000	57,000	10,000	21,000	0,050	2	6,000
6,750	8,000	63,000	13,000	21,900	0,100	2	6,750
7,000	8,000	63,000	13,000	21,900	0,100	2	7,000
7,750	8,000	63,000	16,000	25,900	0,100	2	7,750
8,000	8,000	63,000	16,000	27,000	0,100	2	8,000
8,700	10,000	72,000	16,000	27,400	0,100	2	8,700
9,000	10,000	72,000	16,000	27,400	0,100	2	9,000
9,700	10,000	72,000	19,000	31,400	0,100	2	9,700
10,000	10,000	72,000	19,000	32,000	0,100	2	10,000
11,700	12,000	83,000	22,000	36,400	0,100	2	11,700
12,000	12,000	83,000	22,000	38,000	0,100	2	12,000
14,000	14,000	83,000	22,000	38,000	0,150	2	14,000
15,700	16,000	92,000	26,000	44,000	0,150	2	15,700
16,000	16,000	92,000	26,000	44,000	0,150	2	16,000
18,000	18,000	92,000	26,000	44,000	0,150	2	18,000
20,000	20,000	104,000	32,000	54,000	0,150	2	20,000

VHM Fräser

Langlochfräser (2-Schneider)



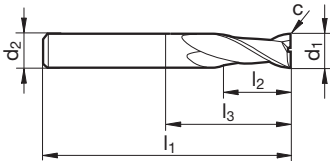
Katalog-Nr. 74404



P	M	K	N	S	H
●		○	○		

Arbeitsrichtwerte
Seite 568

- extra lang
- Zentrumschnitt
- universell einsetzbar



d1 h10 mm	d2 h6 mm	l1 mm	l2 mm	l3 mm	c mm x 45°	Z	Code-Nr.
3,000	3,000	75,000	20,000	28,000	0,050	2	3,000
4,000	4,000	75,000	25,000	33,000	0,050	2	4,000
5,000	5,000	75,000	30,000	37,000	0,050	2	5,000
6,000	6,000	75,000	30,000	41,000	0,050	2	6,000
8,000	8,000	100,000	40,000	53,000	0,100	2	8,000
10,000	10,000	100,000	40,000	50,000	0,100	2	10,000
12,000	12,000	150,000	45,000	58,000	0,100	2	12,000
14,000	14,000	150,000	45,000	63,000	0,150	2	14,000
16,000	16,000	150,000	65,000	85,000	0,150	2	16,000
18,000	18,000	150,000	65,000	85,000	0,150	2	18,000
20,000	20,000	150,000	65,000	100,000	0,150	2	20,000

VHM Fräser

Langlochfräser (2-Schneider)



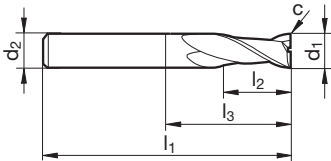
Katalog-Nr. 54404



P	M	K	N	S	H
•		•	○		

Arbeitsrichtwerte
Seite 568

- extra lang
- Zentrumschnitt
- universell einsetzbar



d1 h10 mm	d2 h6 mm	l1 mm	l2 mm	l3 mm	c mm x 45°	Z	Code-Nr.
5,000	5,000	75,000	30,000	41,000	0,050	2	5,000
6,000	6,000	75,000	30,000	42,000	0,050	2	6,000
8,000	8,000	100,000	40,000	53,000	0,100	2	8,000
10,000	10,000	100,000	40,000	50,000	0,100	2	10,000
12,000	12,000	150,000	45,000	58,000	0,100	2	12,000
14,000	14,000	150,000	45,000	64,000	0,150	2	14,000
16,000	16,000	150,000	65,000	86,000	0,150	2	16,000
20,000	20,000	150,000	65,000	89,000	0,150	2	20,000

VHM Fräser

Mini-Bohrnutenfräser (3-Schneider)



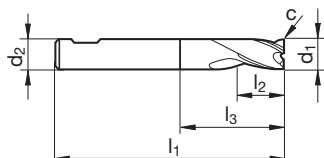
Katalog-Nr. 64080



P	M	K	N	S	H
•		•			

Arbeitsrichtwerte
Seite 568

- extra kurz
- Zentrumschnitt
- optimaler One-Way-Fräser



d1 e8 mm	d2 h6 mm	l1 mm	l2 mm	l3 mm	c mm x 45°	Z	Code-Nr.
0,300	3,000	38,000	1,000	3,400		3	0,300
0,400	3,000	38,000	1,000	3,400		3	0,400
0,500	3,000	38,000	1,500	3,400	0,025	3	0,500
0,600	3,000	38,000	1,500	3,400	0,025	3	0,600
0,800	3,000	38,000	2,000	3,900	0,025	3	0,800
1,000	3,000	38,000	2,000	3,900	0,025	3	1,000
1,200	3,000	38,000	2,000	3,900	0,025	3	1,200
1,500	3,000	38,000	2,000	3,900	0,025	3	1,500
1,800	3,000	38,000	2,000	3,900	0,025	3	1,800
2,000	6,000	38,000	4,000	7,400	0,025	3	2,000
2,500	6,000	38,000	5,000	8,400	0,050	3	2,500
3,000	6,000	38,000	5,000	8,400	0,050	3	3,000
3,500	6,000	38,000	6,000	9,400	0,050	3	3,500
4,000	6,000	38,000	7,000	10,400	0,050	3	4,000
4,500	6,000	38,000	8,000	12,400	0,050	3	4,500
5,000	6,000	38,000	8,000	12,400	0,050	3	5,000
5,500	6,000	38,000	8,000	12,400	0,050	3	5,500
5,750	6,000	38,000	8,000	12,400	0,050	3	5,750
6,000	6,000	38,000	8,000	14,000	0,050	3	6,000
6,750	8,000	42,000	10,000	15,400	0,100	3	6,750
7,000	8,000	42,000	10,000	16,400	0,100	3	7,000
7,750	8,000	42,000	10,000	16,400	0,100	3	7,750
8,000	8,000	43,000	11,000	19,000	0,100	3	8,000
8,700	10,000	48,000	11,000	17,400	0,100	3	8,700
9,000	10,000	48,000	11,000	17,400	0,100	3	9,000
9,700	10,000	48,000	11,000	17,400	0,100	3	9,700
10,000	10,000	50,000	13,000	23,000	0,100	3	10,000
12,000	12,000	55,000	15,000	24,500	0,100	3	12,000
14,000	14,000	58,000	15,000	28,000	0,150	3	14,000
16,000	16,000	62,000	18,000	29,000	0,150	3	16,000
18,000	18,000	70,000	20,000	37,000	0,150	3	18,000
20,000	20,000	75,000	22,000	41,000	0,150	3	20,000

VHM Fräser

Mini-Bohrnutenfräser (3-Schneider)



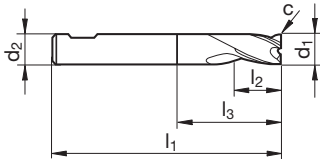
Katalog-Nr. 64180



P	M	K	N	S	H
	•			•	

Arbeitsrichtwerte
Seite 568

- stabile Ausführung
- Zentrumschnitt
- optimaler One-Way-Fräser



d1 e8 mm	d2 h6 mm	l1 mm	l2 mm	l3 mm	c mm x 45°	Z	Code-Nr.
1,000	3,000	38,000	2,000	3,900	0,025	3	1,000
1,200	3,000	38,000	2,000	3,900	0,025	3	1,200
1,500	3,000	38,000	3,000	4,900	0,025	3	1,500
1,800	3,000	38,000	3,000	4,900	0,025	3	1,800
2,000	6,000	45,000	4,000	7,400	0,025	3	2,000
2,500	6,000	45,000	5,000	8,400	0,050	3	2,500
3,000	6,000	45,000	6,000	9,400	0,050	3	3,000
3,500	6,000	45,000	6,000	9,400	0,050	3	3,500
4,000	6,000	45,000	7,000	10,400	0,050	3	4,000
4,500	6,000	45,000	8,000	12,400	0,050	3	4,500
5,000	6,000	45,000	8,000	12,400	0,050	3	5,000
5,500	6,000	45,000	8,000	12,400	0,050	3	5,500
5,750	6,000	45,000	10,000	15,000	0,050	3	5,750
6,000	6,000	45,000	10,000	15,000	0,050	3	6,000
6,750	8,000	55,000	10,000	15,400	0,100	3	6,750
7,000	8,000	55,000	12,000	18,400	0,100	3	7,000
7,750	8,000	55,000	12,000	18,400	0,100	3	7,750
8,000	8,000	55,000	13,000	19,000	0,100	3	8,000
8,700	10,000	55,000	14,000	20,400	0,100	3	8,700
9,000	10,000	55,000	14,000	20,400	0,100	3	9,000
9,700	10,000	55,000	16,000	23,400	0,100	3	9,700
10,000	10,000	55,000	16,000	25,000	0,100	3	10,000

VHM Fräser

Bohrnutenfräser (3-Schneider)



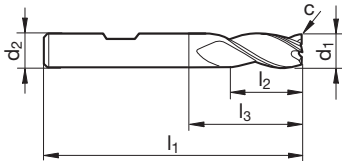
Katalog-Nr. 74522



P	M	K	N	S	H
•	•	•	•		

Arbeitsrichtwerte
Seite 566

- extra kurz
- Zentrumschnitt
- universell einsetzbar



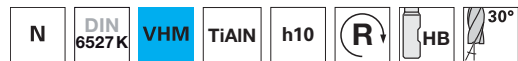
d1 h10 mm	d2 h6 mm	l1 mm	l2 mm	l3 mm	c mm x 45°	Z	Code-Nr.
2,000	6,000	50,000	3,000	7,400	0,025	3	2,000
3,000	6,000	50,000	4,000	8,400	0,050	3	3,000
4,000	6,000	54,000	5,000	10,400	0,050	3	4,000
5,000	6,000	54,000	6,000	12,400	0,050	3	5,000
5,500	6,000	54,000	7,000	14,900	0,050	3	5,500
6,000	6,000	54,000	7,000	18,000	0,050	3	6,000
7,000	8,000	58,000	8,000	16,900	0,100	3	7,000
8,000	8,000	58,000	9,000	22,000	0,100	3	8,000
10,000	10,000	66,000	11,000	26,000	0,100	3	10,000
12,000	12,000	73,000	12,000	28,000	0,100	3	12,000
14,000	14,000	75,000	14,000	30,000	0,150	3	14,000
16,000	16,000	82,000	16,000	34,000	0,150	3	16,000
18,000	18,000	84,000	18,000	36,000	0,150	3	18,000
20,000	20,000	92,000	20,000	42,000	0,150	3	20,000

VHM Fräser

Bohrnutenfräser (3-Schneider)



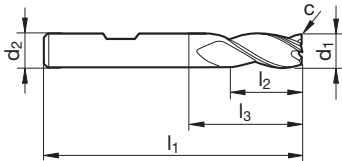
Katalog-Nr. 64522



P	M	K	N	S	H
•	•	•	○	•	

Arbeitsrichtwerte
Seite 566

- extra kurz
- Zentrumschnitt
- universell einsetzbar



d1 h10 mm	d2 h6 mm	l1 mm	l2 mm	l3 mm	c mm x 45°	Z	Code-Nr.
2,000	6,000	50,000	3,000	7,400	0,025	3	2,000
3,000	6,000	50,000	4,000	8,400	0,050	3	3,000
4,000	6,000	54,000	5,000	10,400	0,050	3	4,000
5,000	6,000	54,000	6,000	12,400	0,050	3	5,000
6,000	6,000	54,000	7,000	18,000	0,050	3	6,000
7,000	8,000	58,000	8,000	16,900	0,100	3	7,000
8,000	8,000	58,000	9,000	22,000	0,100	3	8,000
10,000	10,000	66,000	11,000	26,000	0,100	3	10,000
12,000	12,000	73,000	12,000	28,000	0,100	3	12,000
14,000	14,000	75,000	14,000	30,000	0,150	3	14,000
16,000	16,000	82,000	16,000	34,000	0,150	3	16,000
20,000	20,000	92,000	20,000	42,000	0,150	3	20,000

VHM Fräser

Bohrnutenfräser (3-Schneider)



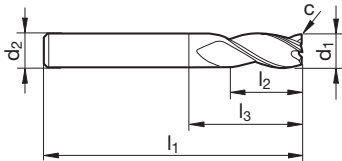
Katalog-Nr. 54523



P	M	K	N	S	H
•	•	•	○	•	

Arbeitsrichtwerte
Seite 568

- Zentrumschnitt
- universell einsetzbar



d1 h10 mm	d2 h6 mm	l1 mm	l2 mm	l3 mm	c mm x 45°	Z	Code-Nr.
2,000	6,000	57,000	6,000	10,400	0,025	3	2,000
2,500	6,000	57,000	7,000	11,400	0,050	3	2,500
3,000	6,000	57,000	7,000	11,400	0,050	3	3,000
3,500	6,000	57,000	7,000	11,400	0,050	3	3,500
4,000	6,000	57,000	8,000	13,900	0,050	3	4,000
4,500	6,000	57,000	8,000	13,900	0,050	3	4,500
5,000	6,000	57,000	10,000	16,900	0,050	3	5,000
6,000	6,000	57,000	10,000	21,000	0,050	3	6,000
8,000	8,000	63,000	16,000	27,000	0,100	3	8,000
10,000	10,000	72,000	19,000	32,000	0,100	3	10,000
12,000	12,000	83,000	22,000	38,000	0,100	3	12,000
14,000	14,000	83,000	22,000	38,000	0,150	3	14,000
16,000	16,000	92,000	26,000	44,000	0,150	3	16,000
18,000	18,000	92,000	26,000	44,000	0,150	3	18,000
20,000	20,000	104,000	32,000	54,000	0,150	3	20,000

VHM Fräser

Bohrnutenfräser (3-Schneider)



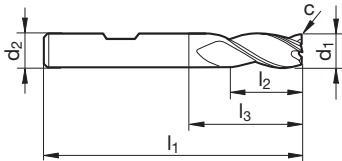
Katalog-Nr. 74523



P	M	K	N	S	H
•	•	•	•		

Arbeitsrichtwerte
Seite 566

- Zentrumschnitt
- universell einsetzbar



d1 h10 mm	d2 h6 mm	l1 mm	l2 mm	l3 mm	c mm x 45°	Z	Code-Nr.
2,000	6,000	57,000	6,000	10,400	0,025	3	2,000
2,500	6,000	57,000	7,000	11,400	0,050	3	2,500
3,000	6,000	57,000	7,000	11,400	0,050	3	3,000
3,500	6,000	57,000	7,000	11,400	0,050	3	3,500
4,000	6,000	57,000	8,000	13,900	0,050	3	4,000
4,500	6,000	57,000	8,000	13,900	0,050	3	4,500
5,000	6,000	57,000	10,000	16,900	0,050	3	5,000
6,000	6,000	57,000	10,000	21,000	0,050	3	6,000
8,000	8,000	63,000	16,000	27,000	0,100	3	8,000
10,000	10,000	72,000	19,000	32,000	0,100	3	10,000
12,000	12,000	83,000	22,000	38,000	0,100	3	12,000
14,000	14,000	83,000	22,000	38,000	0,150	3	14,000
16,000	16,000	92,000	26,000	44,000	0,150	3	16,000
18,000	18,000	92,000	26,000	44,000	0,150	3	18,000
20,000	20,000	104,000	32,000	54,000	0,150	3	20,000

VHM Fräser

Bohrnutenfräser (3-Schneider)



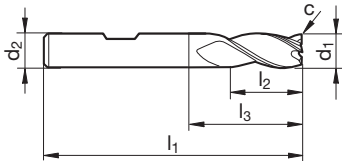
Katalog-Nr. 64523



P	M	K	N	S	H
•	•	•	○	•	•

Arbeitsrichtwerte
Seite 568

- Zentrumschnitt
- universell einsetzbar



d1 h10 mm	d2 h6 mm	l1 mm	l2 mm	l3 mm	c mm x 45°	Z	Code-Nr.
2,000	6,000	57,000	6,000	9,400	0,025	3	2,000
2,500	6,000	57,000	7,000	10,400	0,050	3	2,500
3,000	6,000	57,000	7,000	11,900	0,050	3	3,000
3,500	6,000	57,000	7,000	12,400	0,050	3	3,500
4,000	6,000	57,000	8,000	13,400	0,050	3	4,000
4,500	6,000	57,000	8,000	14,900	0,050	3	4,500
5,000	6,000	57,000	10,000	16,900	0,050	3	5,000
6,000	6,000	57,000	10,000	21,000	0,050	3	6,000
8,000	8,000	63,000	16,000	27,000	0,100	3	8,000
10,000	10,000	72,000	19,000	32,000	0,100	3	10,000
12,000	12,000	83,000	22,000	38,000	0,100	3	12,000
14,000	14,000	83,000	22,000	38,000	0,150	3	14,000
16,000	16,000	92,000	26,000	44,000	0,150	3	16,000
18,000	18,000	92,000	26,000	44,000	0,150	3	18,000
20,000	20,000	104,000	32,000	54,000	0,150	3	20,000

VHM Fräser

Bohrnutenfräser (3-Schneider)



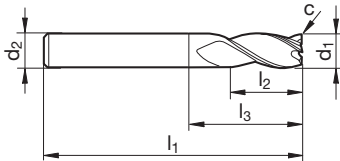
Katalog-Nr. 74424



P	M	K	N	S	H
●		○	○		

Arbeitsrichtwerte
Seite 568

- extra lang
- Zentrumschnitt
- universell einsetzbar



d1 h10 mm	d2 h6 mm	l1 mm	l2 mm	l3 mm	c mm x 45°	Z	Code-Nr.
3,000	3,000	75,000	20,000	47,000	0,050	3	3,000
4,000	4,000	75,000	25,000	47,000	0,050	3	4,000
5,000	5,000	75,000	30,000	47,000	0,050	3	5,000
6,000	6,000	75,000	30,000	39,000	0,050	3	6,000
8,000	8,000	100,000	40,000	64,000	0,100	3	8,000
10,000	10,000	100,000	40,000	60,000	0,100	3	10,000
12,000	12,000	150,000	45,000	105,000	0,100	3	12,000
16,000	16,000	150,000	65,000	102,000	0,150	3	16,000
20,000	20,000	150,000	65,000	100,000	0,150	3	20,000

VHM Fräser

Bohrnutenfräser (3-Schneider)



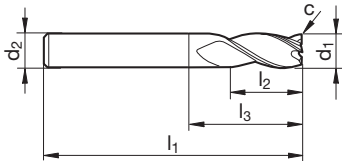
Katalog-Nr. 54424



P	M	K	N	S	H
•		•	○		

Arbeitsrichtwerte
Seite 568

- extra lang
- Zentrumschnitt
- universell einsetzbar



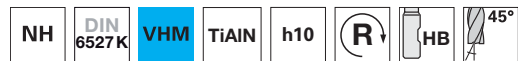
d1 h10 mm	d2 h6 mm	l1 mm	l2 mm	l3 mm	c mm x 45°	Z	Code-Nr.
3,000	3,000	75,000	20,000	47,000	0,050	3	3,000
4,000	4,000	75,000	25,000	47,000	0,050	3	4,000
5,000	5,000	75,000	30,000	47,000	0,050	3	5,000
6,000	6,000	75,000	30,000	39,000	0,050	3	6,000
8,000	8,000	100,000	40,000	64,000	0,100	3	8,000
10,000	10,000	100,000	40,000	60,000	0,100	3	10,000
12,000	12,000	150,000	45,000	105,000	0,100	3	12,000
16,000	16,000	150,000	65,000	102,000	0,150	3	16,000
20,000	20,000	150,000	65,000	100,000	0,150	3	20,000

VHM Fräser

Bohrnutenfräser NH (3-Schneider)



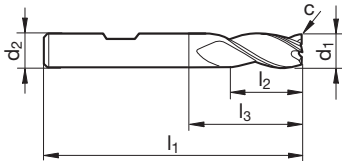
Katalog-Nr. 64570



P	M	K	N	S	H
•	•	•	•	○	•

Arbeitsrichtwerte
Seite 568

- universeller Hochleistungsfräser
- extra kurz
- Zentrumschnitt



d1 h10 mm	d2 h6 mm	l1 mm	l2 mm	l3 mm	c mm x 45°	Z	Code-Nr.
3,000	6,000	50,000	4,000	7,900	0,050	3	3,000
4,000	6,000	54,000	5,000	8,900	0,050	3	4,000
5,000	6,000	54,000	6,000	11,400	0,050	3	5,000
6,000	6,000	54,000	7,000	18,000	0,050	3	6,000
8,000	8,000	58,000	9,000	22,000	0,100	3	8,000
10,000	10,000	66,000	11,000	26,000	0,100	3	10,000
12,000	12,000	73,000	12,000	28,000	0,100	3	12,000
16,000	16,000	82,000	16,000	34,000	0,150	3	16,000
18,000	18,000	84,000	18,000	36,000	0,150	3	18,000
20,000	20,000	92,000	20,000	42,000	0,150	3	20,000

VHM Fräser

Bohrnutenfräser NH (3-Schneider)



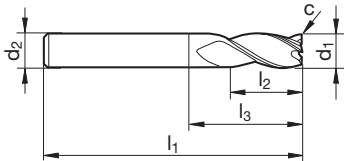
Katalog-Nr. 74478



P	M	K	N	S	H
•	•	•			

Arbeitsrichtwerte
Seite 566

- hohe Zerspanleistung und große Laufruhe
- universeller Hochleistungsfräser
- Zentrumschnitt



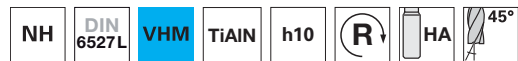
d1 h10 mm	d2 h6 mm	l1 mm	l2 mm	l3 mm	c mm x 45°	Z	Code-Nr.
3,000	6,000	57,000	7,000	11,400	0,050	3	3,000
3,500	6,000	57,000	7,000	11,400	0,050	3	3,500
4,000	6,000	57,000	8,000	13,900	0,050	3	4,000
4,500	6,000	57,000	8,000	13,900	0,050	3	4,500
5,000	6,000	57,000	10,000	16,900	0,050	3	5,000
6,000	6,000	57,000	10,000	21,000	0,050	3	6,000
8,000	8,000	63,000	16,000	27,000	0,100	3	8,000
10,000	10,000	72,000	19,000	32,000	0,100	3	10,000
12,000	12,000	83,000	22,000	38,000	0,100	3	12,000
14,000	14,000	83,000	22,000	38,000	0,150	3	14,000
16,000	16,000	92,000	26,000	44,000	0,150	3	16,000
18,000	18,000	92,000	26,000	44,000	0,150	3	18,000
20,000	20,000	104,000	32,000	54,000	0,150	3	20,000

VHM Fräser

Bohrnutenfräser NH (3-Schneider)



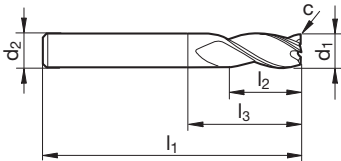
Katalog-Nr. 64478



P	M	K	N	S	H
•	•	•		○	

Arbeitsrichtwerte
Seite 568

- hohe Zerspanleistung und große Laufruhe
- universeller Hochleistungsfräser
- Zentrumschnitt



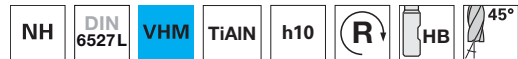
d1 h10 mm	d2 h6 mm	l1 mm	l2 mm	l3 mm	c mm x 45°	Z	Code-Nr.
1,000	3,000	38,000	2,000	3,400	0,020	3	1,000
1,500	3,000	38,000	3,000	5,900	0,020	3	1,500
2,000	6,000	57,000	6,000	8,900	0,030	3	2,000
2,500	6,000	57,000	7,000	9,900	0,040	3	2,500
3,000	6,000	57,000	7,000	10,900	0,050	3	3,000
3,500	6,000	57,000	7,000	10,900	0,050	3	3,500
4,000	6,000	57,000	8,000	11,900	0,060	3	4,000
4,500	6,000	57,000	8,000	13,400	0,070	3	4,500
5,000	6,000	57,000	10,000	15,400	0,080	3	5,000
6,000	6,000	57,000	10,000	21,000	0,090	3	6,000
8,000	8,000	63,000	16,000	27,000	0,120	3	8,000
10,000	10,000	72,000	19,000	32,000	0,150	3	10,000
12,000	12,000	83,000	22,000	38,000	0,180	3	12,000
14,000	14,000	83,000	22,000	38,000	0,210	3	14,000
16,000	16,000	92,000	26,000	44,000	0,190	3	16,000
18,000	18,000	92,000	26,000	44,000	0,220	3	18,000
20,000	20,000	104,000	32,000	54,000	0,240	3	20,000

VHM Fräser

Bohrnutenfräser NH (3-Schneider)



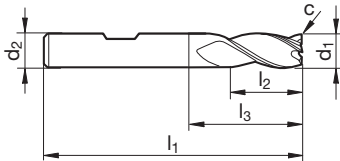
Katalog-Nr. 64571



P	M	K	N	S	H
•	•	•		○	

Arbeitsrichtwerte
Seite 568

- hohe Zerspanleistung und große Laufruhe
- universeller Hochleistungsfräser
- Zentrumschnitt



d1 h10 mm	d2 h6 mm	l1 mm	l2 mm	l3 mm	c mm x 45°	Z	Code-Nr.
3,000	6,000	57,000	7,000	10,900	0,050	3	3,000
3,500	6,000	57,000	7,000	10,900	0,050	3	3,500
4,000	6,000	57,000	8,000	11,900	0,050	3	4,000
4,500	6,000	57,000	8,000	13,400	0,050	3	4,500
5,000	6,000	57,000	10,000	15,400	0,050	3	5,000
6,000	6,000	57,000	10,000	21,000	0,050	3	6,000
8,000	8,000	63,000	16,000	27,000	0,100	3	8,000
9,000	10,000	72,000	16,000	25,400	0,100	3	9,000
10,000	10,000	72,000	19,000	32,000	0,100	3	10,000
12,000	12,000	83,000	22,000	38,000	0,100	3	12,000
14,000	14,000	83,000	22,000	38,000	0,150	3	14,000
16,000	16,000	92,000	26,000	44,000	0,150	3	16,000
18,000	18,000	92,000	26,000	44,000	0,150	3	18,000
20,000	20,000	104,000	32,000	54,000	0,150	3	20,000

VHM Fräser

Schaftfräser (4-Schneider)



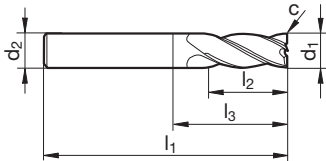
Katalog-Nr. 54524



P	M	K	N	S	H
●		●	○		

Arbeitsrichtwerte
Seite 570

- Zentrumschnitt
- universell einsetzbar



d1 h10 mm	d2 h6 mm	l1 mm	l2 mm	l3 mm	c mm x 45°	Z	Code-Nr.
2,000	6,000	57,000	7,000	11,400	0,025	4	2,000
3,000	6,000	57,000	8,000	12,900	0,050	4	3,000
4,000	6,000	57,000	11,000	16,900	0,050	4	4,000
5,000	6,000	57,000	13,000	19,900	0,050	4	5,000
6,000	6,000	57,000	13,000	21,000	0,050	4	6,000
8,000	8,000	63,000	19,000	27,000	0,100	4	8,000
10,000	10,000	72,000	22,000	32,000	0,100	4	10,000
12,000	12,000	83,000	26,000	38,000	0,100	4	12,000
14,000	14,000	83,000	26,000	38,000	0,150	4	14,000
16,000	16,000	92,000	32,000	44,000	0,150	4	16,000
18,000	18,000	92,000	32,000	44,000	0,150	4	18,000
20,000	20,000	104,000	38,000	54,000	0,150	4	20,000

VHM Fräser

Schaftfräser (4-Schneider)



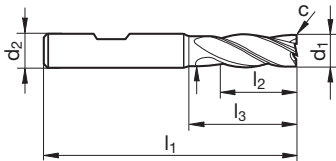
Katalog-Nr. 74525



P	M	K	N	S	H
•	•	•	•		

Arbeitsrichtwerte
Seite 570

- Zentrumschnitt
- universell einsetzbar



d1 h10 mm	d2 h6 mm	l1 mm	l2 mm	l3 mm	c mm x 45°	Z	Code-Nr.
3,000	6,000	57,000	8,000	12,900	0,050	4	3,000
4,000	6,000	57,000	11,000	16,900	0,050	4	4,000
5,000	6,000	57,000	13,000	19,900	0,050	4	5,000
6,000	6,000	57,000	13,000	21,000	0,050	4	6,000
8,000	8,000	63,000	19,000	27,000	0,100	4	8,000
10,000	10,000	72,000	22,000	32,000	0,100	4	10,000
12,000	12,000	83,000	26,000	38,000	0,100	4	12,000
14,000	14,000	83,000	26,000	38,000	0,150	4	14,000
16,000	16,000	92,000	32,000	44,000	0,150	4	16,000
18,000	18,000	92,000	32,000	44,000	0,150	4	18,000
20,000	20,000	104,000	38,000	54,000	0,150	4	20,000

VHM Fräser

Schaftfräser (4-Schneider)



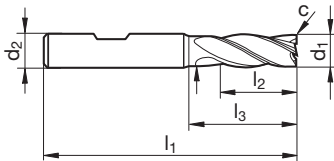
Katalog-Nr. 64525



P	M	K	N	S	H
●	○	●			

Arbeitsrichtwerte
Seite 570

- Zentrumschnitt
- universell einsetzbar



d1 h10 mm	d2 h6 mm	l1 mm	l2 mm	l3 mm	c mm x 45°	Z	Code-Nr.
2,000	6,000	57,000	7,000	9,900	0,025	4	2,000
3,000	6,000	57,000	8,000	12,400	0,050	4	3,000
4,000	6,000	57,000	11,000	15,900	0,050	4	4,000
5,000	6,000	57,000	13,000	19,400	0,050	4	5,000
6,000	6,000	57,000	13,000	21,000	0,050	4	6,000
7,000	8,000	63,000	16,000	23,900	0,100	4	7,000
8,000	8,000	63,000	19,000	27,000	0,100	4	8,000
10,000	10,000	72,000	22,000	32,000	0,100	4	10,000
12,000	12,000	83,000	26,000	38,000	0,100	4	12,000
14,000	14,000	83,000	26,000	38,000	0,150	4	14,000
16,000	16,000	92,000	32,000	44,000	0,150	4	16,000
18,000	18,000	92,000	32,000	44,000	0,150	4	18,000
20,000	20,000	104,000	38,000	54,000	0,150	4	20,000

VHM Fräser

Schaftfräser (4-Schneider)



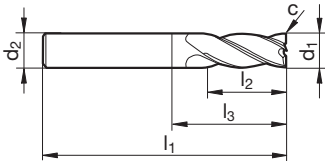
Katalog-Nr. 54444



P	M	K	N	S	H
●		●	○		

Arbeitsrichtwerte
Seite 570

- extra lang
- Zentrumschnitt
- universell einsetzbar



d1 h10 mm	d2 h6 mm	l1 mm	l2 mm	l3 mm	c mm x 45°	Z	Code-Nr.
3,000	3,000	75,000	20,000	47,000	0,050	4	3,000
4,000	4,000	75,000	25,000	47,000	0,050	4	4,000
5,000	5,000	75,000	30,000	47,000	0,050	4	5,000
6,000	6,000	75,000	30,000	39,000	0,050	4	6,000
8,000	8,000	100,000	40,000	64,000	0,100	4	8,000
10,000	10,000	100,000	40,000	60,000	0,100	4	10,000
12,000	12,000	150,000	45,000	105,000	0,100	4	12,000
14,000	14,000	150,000	45,000	105,000	0,150	4	14,000
16,000	16,000	150,000	65,000	102,000	0,150	4	16,000
18,000	18,000	150,000	65,000	102,000	0,150	4	18,000
20,000	20,000	150,000	65,000	100,000	0,150	4	20,000

VHM Fräser

Schafffräser mit Eckradius



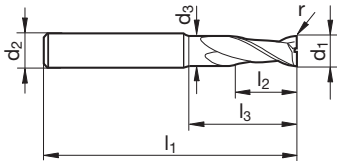
Katalog-Nr. 54522



P	M	K	N	S	H
•	•	•	○	•	

Arbeitsrichtwerte
Seite 566

- Halsfreischliff
- Zentrumschnitt



d1 h10 mm	d2 h6 mm	d3 mm	l1 mm	l2 mm	l3 mm	r	Z	Code-Nr.
6,000	6,000	5,700	57,000	10,000	21,000	0,500	2	6,005
6,000	6,000	5,700	57,000	10,000	21,000	1,000	2	6,010
8,000	8,000	7,700	63,000	16,000	27,000	0,500	2	8,005
8,000	8,000	7,700	63,000	16,000	27,000	1,000	2	8,010
8,000	8,000	7,700	63,000	16,000	27,000	1,500	2	8,015
10,000	10,000	9,500	72,000	19,000	32,000	0,500	2	10,005
10,000	10,000	9,500	72,000	19,000	32,000	1,000	2	10,010
10,000	10,000	9,500	72,000	19,000	32,000	1,500	2	10,015
10,000	10,000	9,500	72,000	19,000	32,000	2,000	2	10,020
12,000	12,000	11,500	83,000	22,000	38,000	0,500	2	12,005
12,000	12,000	11,500	83,000	22,000	38,000	1,000	2	12,010
12,000	12,000	11,500	83,000	22,000	38,000	2,000	2	12,020
16,000	16,000	15,500	92,000	26,000	44,000	1,000	2	16,010
16,000	16,000	15,500	92,000	26,000	44,000	2,000	2	16,020

VHM Fräser

Schafffräser mit Eckradius



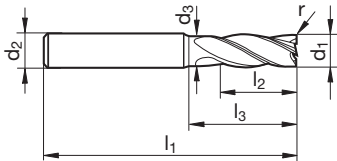
Katalog-Nr. 54526



P	M	K	N	S	H
•	•	•	○	•	

Arbeitsrichtwerte
Seite 570

- Halsfreischliff
- Zentrumschnitt



d1 h10 mm	d2 h6 mm	d3 mm	l1 mm	l2 mm	l3 mm	r	Z	Code-Nr.
6,000	6,000	5,700	57,000	13,000	21,000	0,500	4	6,005
6,000	6,000	5,700	57,000	13,000	21,000	1,000	4	6,010
8,000	8,000	7,700	63,000	19,000	27,000	0,500	4	8,005
8,000	8,000	7,700	63,000	19,000	27,000	1,000	4	8,010
8,000	8,000	7,700	63,000	19,000	27,000	1,500	4	8,015
8,000	8,000	7,700	63,000	19,000	27,000	2,000	4	8,020
10,000	10,000	9,500	72,000	22,000	32,000	0,500	4	10,005
10,000	10,000	9,500	72,000	22,000	32,000	0,800	4	10,008
10,000	10,000	9,500	72,000	22,000	32,000	1,000	4	10,010
10,000	10,000	9,500	72,000	22,000	32,000	1,500	4	10,015
10,000	10,000	9,500	72,000	22,000	32,000	2,000	4	10,020
12,000	12,000	11,500	83,000	26,000	38,000	0,500	4	12,005
12,000	12,000	11,500	83,000	26,000	38,000	0,800	4	12,008
12,000	12,000	11,500	83,000	26,000	38,000	1,000	4	12,010
12,000	12,000	11,500	83,000	26,000	38,000	1,500	4	12,015
12,000	12,000	11,500	83,000	26,000	38,000	2,000	4	12,020
16,000	16,000	15,500	92,000	32,000	44,000	1,000	4	16,010
16,000	16,000	15,500	92,000	32,000	44,000	2,000	4	16,020
20,000	20,000	19,500	104,000	38,000	54,000	1,000	4	20,010
20,000	20,000	19,500	104,000	38,000	54,000	2,000	4	20,020

VHM Fräser

Schaftfräser mit Eckradius



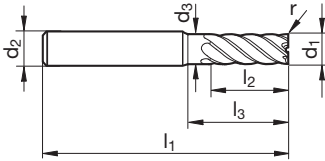
Katalog-Nr. 54206



P	M	K	N	S	H
●	●	●	○	●	○

Arbeitsrichtwerte
Seite 574

- hervorragende Oberflächengüte bei Schlichtoperationen
- Halsfreischliff
- Zentrumschnitt



d1 h10 mm	d2 h6 mm	d3 mm	l1 mm	l2 mm	l3 mm	r	Z	Code-Nr.
6,000	6,000	5,700	57,000	13,000	20,000	0,500	6	6,005
6,000	6,000	5,700	57,000	13,000	20,000	1,000	6	6,010
8,000	8,000	7,700	63,000	19,000	26,000	0,500	6	8,005
8,000	8,000	7,700	63,000	19,000	26,000	1,000	6	8,010
8,000	8,000	7,700	63,000	19,000	26,000	1,500	6	8,015
8,000	8,000	7,700	63,000	19,000	26,000	2,000	6	8,020
10,000	10,000	9,500	72,000	22,000	30,000	0,500	6	10,005
10,000	10,000	9,500	72,000	22,000	30,000	0,800	6	10,008
10,000	10,000	9,500	72,000	22,000	30,000	1,000	6	10,010
10,000	10,000	9,500	72,000	22,000	30,000	1,500	6	10,015
10,000	10,000	9,500	72,000	22,000	30,000	2,000	6	10,020
12,000	12,000	11,500	83,000	26,000	36,000	0,500	6	12,005
12,000	12,000	11,500	83,000	26,000	36,000	0,800	6	12,008
12,000	12,000	11,500	83,000	26,000	36,000	1,000	6	12,010
12,000	12,000	11,500	83,000	26,000	36,000	1,500	6	12,015
12,000	12,000	11,500	83,000	26,000	36,000	2,000	6	12,020
16,000	16,000	15,500	92,000	32,000	42,000	1,000	6	16,010
16,000	16,000	15,500	92,000	32,000	42,000	2,000	6	16,020
20,000	20,000	19,500	104,000	38,000	52,000	1,000	8	20,010
20,000	20,000	19,500	104,000	38,000	52,000	2,000	8	20,020

VHM Fräser

Schichtfräser, mehrschneidig



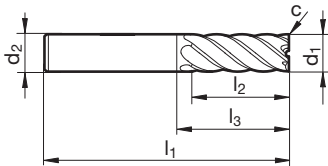
Katalog-Nr. 54205



P	M	K	N	S	H
•	•	•	○	•	○

Arbeitsrichtwerte
Seite 574

- sehr gute Oberflächengüten
- Zentrumschnitt
- zum Feinschlichten in Werkstoffen bis 50 HRC



d1 h10 mm	d2 h6 mm	l1 mm	l2 mm	l3 mm	c mm x 45°	Z	Code-Nr.
3,000	6,000	57,000	8,000	11,400	0,050	6	3,000
4,000	6,000	57,000	11,000	15,900	0,050	6	4,000
5,000	6,000	57,000	13,000	17,900	0,050	6	5,000
6,000	6,000	57,000	13,000	21,000	0,050	6	6,000
8,000	8,000	63,000	19,000	27,000	0,100	6	8,000
10,000	10,000	72,000	22,000	32,000	0,100	6	10,000
12,000	12,000	83,000	26,000	38,000	0,100	6	12,000
14,000	14,000	83,000	26,000	38,000	0,150	6	14,000
16,000	16,000	92,000	32,000	44,000	0,150	6	16,000
18,000	18,000	92,000	32,000	44,000	0,150	8	18,000
20,000	20,000	104,000	38,000	54,000	0,150	8	20,000

VHM Fräser

Schichtfräser, mehrschneidig



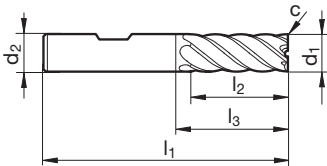
Katalog-Nr. 54201



P	M	K	N	S	H
•	•	•	○	•	○

Arbeitsrichtwerte
Seite 574

- sehr gute Oberflächengüten
- Zentrumschnitt
- zum Feinschlichten in Werkstoffen bis 50 HRC



d1 h10 mm	d2 h6 mm	l1 mm	l2 mm	l3 mm	c mm x 45°	Z	Code-Nr.
6,000	6,000	57,000	13,000	21,000	0,050	6	6,000
8,000	8,000	63,000	19,000	27,000	0,100	6	8,000
10,000	10,000	72,000	22,000	32,000	0,100	6	10,000
12,000	12,000	83,000	26,000	38,000	0,100	6	12,000
14,000	14,000	83,000	26,000	38,000	0,150	6	14,000
16,000	16,000	92,000	32,000	44,000	0,150	6	16,000
18,000	18,000	92,000	32,000	44,000	0,150	8	18,000
20,000	20,000	104,000	38,000	54,000	0,150	8	20,000

VHM Fräser

Schlichtfräser, mehrschneidig



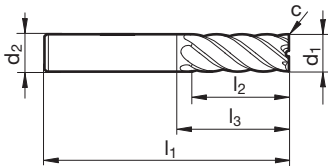
Katalog-Nr. 54225



P	M	K	N	S	H
•	•	•	○	•	○

Arbeitsrichtwerte
Seite 574

- sehr gute Oberflächengüten
- extra lang
- Zentrumschnitt
- zum Feinschlichten in Werkstoffen bis 50 HRC



d1 h10 mm	d2 h6 mm	l1 mm	l2 mm	l3 mm	c mm x 45°	Z	Code-Nr.
6,000	6,000	75,000	30,000	39,000	0,050	6	6,000
8,000	8,000	100,000	40,000	64,000	0,100	6	8,000
10,000	10,000	100,000	40,000	60,000	0,100	6	10,000
12,000	12,000	150,000	45,000	105,000	0,100	6	12,000
16,000	16,000	150,000	65,000	102,000	0,150	6	16,000
20,000	20,000	150,000	65,000	100,000	0,150	8	20,000

VHM Fräser

Schlichtfräser, mehrschneidig



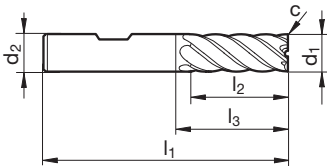
Katalog-Nr. 54221



P	M	K	N	S	H
●	●	●	○	●	○

Arbeitsrichtwerte
Seite 574

- sehr gute Oberflächengüten
- extra lang
- Zentrumschnitt
- zum Feinschlichten in Werkstoffen bis 50 HRC



d1 h10 mm	d2 h6 mm	l1 mm	l2 mm	l3 mm	c mm x 45°	Z	Code-Nr.
6,000	6,000	75,000	30,000	39,000	0,050	6	6,000
8,000	8,000	100,000	40,000	64,000	0,100	6	8,000
10,000	10,000	100,000	40,000	60,000	0,100	6	10,000
12,000	12,000	150,000	45,000	105,000	0,100	6	12,000
16,000	16,000	150,000	65,000	102,000	0,150	6	16,000
20,000	20,000	150,000	65,000	100,000	0,150	8	20,000

VHM Fräser

Hartfräser, mehrschneidig



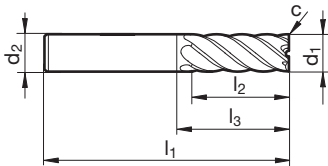
Katalog-Nr. 54207



P	M	K	N	S	H
		•			•

Arbeitsrichtwerte
Seite 574

- sehr gute Oberflächengüten
- Zentrumschnitt
- zum Hartfräsen und Feinschlichten in gehärteten Werkstoffen bis 62 HRC und höher



d1 h10 mm	d2 h6 mm	l1 mm	l2 mm	l3 mm	c mm x 45°	Z	Code-Nr.
3,000	6,000	57,000	8,000	11,400	0,050	6	3,000
4,000	6,000	57,000	11,000	15,900	0,050	6	4,000
5,000	6,000	57,000	13,000	17,900	0,050	6	5,000
6,000	6,000	57,000	13,000	21,000	0,050	6	6,000
8,000	8,000	63,000	19,000	27,000	0,100	6	8,000
10,000	10,000	72,000	22,000	32,000	0,100	6	10,000
12,000	12,000	83,000	26,000	38,000	0,100	6	12,000
14,000	14,000	83,000	26,000	38,000	0,150	6	14,000
16,000	16,000	92,000	32,000	44,000	0,150	6	16,000
18,000	18,000	92,000	32,000	44,000	0,150	8	18,000
20,000	20,000	104,000	38,000	54,000	0,150	8	20,000

VHM Fräser

Hartfräser, mehrschneidig



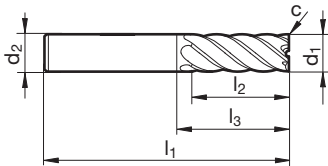
Katalog-Nr. 54227



P	M	K	N	S	H
		•			•

Arbeitsrichtwerte
Seite 574

- sehr gute Oberflächengüten
- extra lang
- Zentrumschnitt
- zum Hartfräsen und Feinschlichten in gehärteten Werkstoffen bis 62 HRC und höher



d1 h10 mm	d2 h6 mm	l1 mm	l2 mm	l3 mm	c mm x 45°	Z	Code-Nr.
6,000	6,000	75,000	30,000	39,000	0,050	6	6,000
8,000	8,000	100,000	40,000	64,000	0,100	6	8,000
10,000	10,000	100,000	40,000	60,000	0,100	6	10,000
12,000	12,000	150,000	45,000	105,000	0,100	6	12,000
16,000	16,000	150,000	65,000	102,000	0,150	6	16,000
20,000	20,000	150,000	65,000	100,000	0,150	8	20,000

VHM Fräser

Schrupfräser



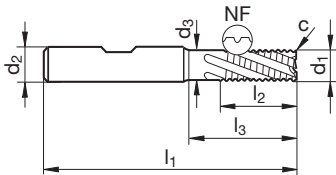
Katalog-Nr. 54496



P	M	K	N	S	H
●	○	●	○		

Arbeitsrichtwerte
Seite 572

- zum Nuten und Schruppen
- Zentrumschnitt



d1 h10 mm	d2 h6 mm	l1 mm	l2 mm	l3 mm	c mm x 45°	Z	Code-Nr.
6,000	6,000	57,000	13,000	20,000	0,300	4	6,000
8,000	8,000	63,000	19,000	26,000	0,300	4	8,000
10,000	10,000	72,000	22,000	30,000	0,300	4	10,000
12,000	12,000	83,000	26,000	36,000	0,500	4	12,000
14,000	14,000	83,000	26,000	36,000	0,500	4	14,000
16,000	16,000	92,000	32,000	42,000	0,500	4	16,000
18,000	18,000	92,000	32,000	42,000	0,500	4	18,000
20,000	20,000	104,000	38,000	52,000	0,500	4	20,000
25,000	25,000	121,000	45,000	63,000	0,600	5	25,000

VHM Fräser

Schruppfräser



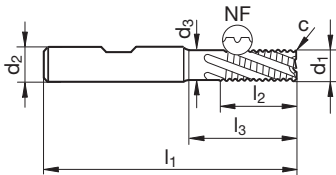
Katalog-Nr. 54497



P	M	K	N	S	H
●	○	●	○		

Arbeitsrichtwerte
Seite 572

- zum Schrapp-Schlichtfräsen
- Zentrumschnitt




d1 h10 mm	d2 h6 mm	l1 mm	l2 mm	l3 mm	c mm x 45°	Z	Code-Nr.
6,000	6,000	57,000	13,000	20,000	0,300	5	6,000
8,000	8,000	63,000	19,000	26,000	0,300	5	8,000
10,000	10,000	72,000	22,000	30,000	0,300	5	10,000
12,000	12,000	83,000	26,000	36,000	0,500	5	12,000
14,000	14,000	83,000	26,000	36,000	0,500	5	14,000
16,000	16,000	92,000	32,000	42,000	0,500	6	16,000
18,000	18,000	92,000	32,000	42,000	0,500	6	18,000
20,000	20,000	104,000	38,000	52,000	0,500	6	20,000
25,000	25,000	121,000	45,000	63,000	0,600	6	25,000

VHM Fräser

Schruppfräser

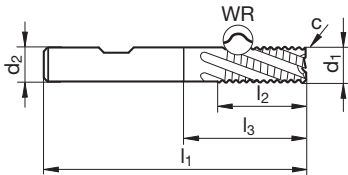


Katalog-Nr. 74203



Arbeitsrichtwerte
Seite 572

- hohe Zerspanungsleistung bei Aluminium und NE-Metallen durch grobe Schrupp-Kordel-Verzahnung
- Zentrumschnitt




d1 h10 mm	d2 h6 mm	l1 mm	l2 mm	l3 mm	c mm x 45°	Z	Code-Nr.
6,000	6,000	57,000	10,000	21,000	0,300	3	6,000
8,000	8,000	63,000	16,000	27,000	0,300	3	8,000
10,000	10,000	72,000	19,000	32,000	0,300	3	10,000
12,000	12,000	83,000	22,000	38,000	0,500	3	12,000
14,000	14,000	83,000	22,000	38,000	0,500	3	14,000
16,000	16,000	92,000	26,000	44,000	0,500	3	16,000
18,000	18,000	92,000	26,000	44,000	0,500	3	18,000
20,000	20,000	104,000	32,000	54,000	0,500	3	20,000

VHM Fräser

Schruppfräser

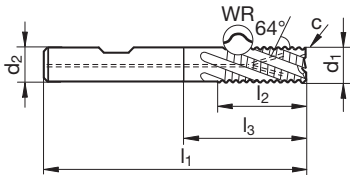


Katalog-Nr. 74303



Arbeitsrichtwerte
Seite 572

- mit Innenkühlung für hohe Standzeiten und optimale Spanabfuhr
- hohe Zerspanungsleistung bei Aluminium und NE-Metallen durch grobe Schrupp-Kordel-Verzahnung
- Zentrumschnitt



d1 h10 mm	d2 h6 mm	l1 mm	l2 mm	l3 mm	c mm x 45°	Z	Code-Nr.
6,000	6,000	57,000	10,000	21,000	0,300	3	6,000
8,000	8,000	63,000	16,000	27,000	0,300	3	8,000
10,000	10,000	72,000	19,000	32,000	0,300	3	10,000
12,000	12,000	83,000	22,000	38,000	0,500	3	12,000
16,000	16,000	92,000	26,000	44,000	0,500	3	16,000
20,000	20,000	104,000	32,000	54,000	0,500	3	20,000

VHM Fräser

Schruppfräser



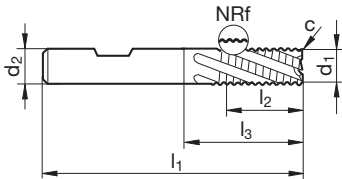
Katalog-Nr. 64495



P	M	K	N	S	H
•	•	•			

Arbeitsrichtwerte
Seite 572

- feine Schrupp-Kordel-Verzahnung
- Zentrumschnitt



d1 h10 mm	d2 h6 mm	l1 mm	l2 mm	l3 mm	c mm x 45°	Z	Code-Nr.
6,000	6,000	57,000	13,000	20,000	0,300	4	6,000
8,000	8,000	63,000	19,000	26,000	0,300	4	8,000
10,000	10,000	72,000	22,000	30,000	0,300	4	10,000
12,000	12,000	83,000	26,000	36,000	0,500	4	12,000
14,000	14,000	83,000	26,000	36,000	0,500	4	14,000
16,000	16,000	92,000	32,000	42,000	0,500	4	16,000
18,000	18,000	92,000	32,000	42,000	0,500	4	18,000
20,000	20,000	104,000	38,000	52,000	0,500	4	20,000

VHM Fräser

Schruppfräser



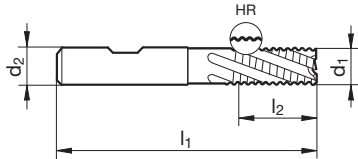
Katalog-Nr. 64497



P	M	K	N	S	H
•		•			•

Arbeitsrichtwerte
Seite 572

- feine Schrupp-Kordel-Verzahnung
- Spanteilerprofil
- Zentrumschnitt
- für schwer zerspanbare Materialien mit 3° Spanwinkel
- besonders geeignet zum Fräsen von hochfesten Stählen, Stahlguss, Grauguss und gehärteten Stählen bis 56 HRC



d1 h10 mm	d2 h6 mm	l1 mm	l2 mm	l3 mm	c mm x 45°	Z	Code-Nr.
6,000	6,000	57,000	13,000	21,000	0,300	4	6,000
8,000	8,000	63,000	19,000	27,000	0,300	4	8,000
10,000	10,000	72,000	22,000	32,000	0,300	4	10,000
12,000	12,000	83,000	26,000	38,000	0,500	4	12,000
16,000	16,000	92,000	32,000	44,000	0,500	4	16,000
20,000	20,000	104,000	38,000	54,000	0,500	4	20,000

VHM Fräser

Radiusfräser



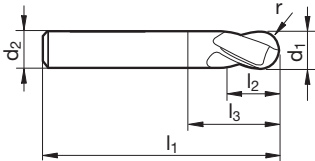
Katalog-Nr. 74543



P	M	K	N	S	H
•	•	•	○		

Arbeitsrichtwerte
Seite 574

- Zentrumschnitt
- Vollradius



d1 h10 mm	d2 h6 mm	l1 mm	l2 mm	l3 mm	r mm	Z	Code-Nr.
3,000	6,000	57,000	7,000	11,400	1,500	2	3,000
4,000	6,000	57,000	8,000	13,900	2,000	2	4,000
5,000	6,000	57,000	10,000	16,900	2,500	2	5,000
6,000	6,000	57,000	10,000	21,000	3,000	2	6,000
8,000	8,000	63,000	16,000	27,000	4,000	2	8,000
10,000	10,000	72,000	19,000	32,000	5,000	2	10,000
12,000	12,000	83,000	22,000	38,000	6,000	2	12,000
14,000	14,000	83,000	22,000	38,000	7,000	2	14,000
16,000	16,000	92,000	26,000	44,000	8,000	2	16,000
18,000	18,000	92,000	26,000	44,000	9,000	2	18,000
20,000	20,000	104,000	32,000	54,000	10,000	2	20,000

VHM Fräser

Radiusfräser



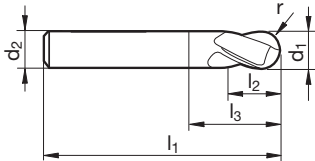
Katalog-Nr. 54541



P	M	K	N	S	H
●	●	●	○	○	○

Arbeitsrichtwerte
Seite 574

- Zentrumschnitt
- Vollradius



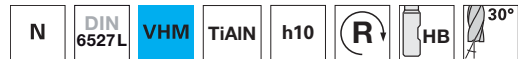
d1 h10 mm	d2 h6 mm	l1 mm	l2 mm	l3 mm	r mm	Z	Code-Nr.
0,500	3,000	38,000	1,000	2,100	0,250	2	0,500
0,800	3,000	38,000	1,000	2,100	0,400	2	0,800
1,000	3,000	38,000	2,000	3,900	0,500	2	1,000
1,500	3,000	38,000	3,000	6,400	0,750	2	1,500
2,000	6,000	57,000	6,000	9,400	1,000	2	2,000
3,000	6,000	57,000	7,000	11,900	1,500	2	3,000
4,000	6,000	57,000	8,000	13,400	2,000	2	4,000
5,000	6,000	57,000	10,000	16,900	2,500	2	5,000
6,000	6,000	57,000	10,000	21,000	3,000	2	6,000
8,000	8,000	63,000	16,000	27,000	4,000	2	8,000
10,000	10,000	72,000	19,000	32,000	5,000	2	10,000
12,000	12,000	83,000	22,000	38,000	6,000	2	12,000
14,000	14,000	83,000	22,000	38,000	7,000	2	14,000
16,000	16,000	92,000	26,000	44,000	8,000	2	16,000
18,000	18,000	92,000	26,000	44,000	9,000	2	18,000
20,000	20,000	104,000	32,000	54,000	10,000	2	20,000

VHM Fräser

Radiusfräser



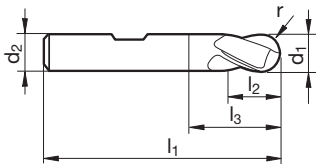
Katalog-Nr. 64542



P	M	K	N	S	H
•	•	•	○	○	○

Arbeitsrichtwerte
Seite 574

- Zentrumschnitt
- Vollradius



d1 h10 mm	d2 h6 mm	l1 mm	l2 mm	l3 mm	r mm	Z	Code-Nr.
1,000	3,000	38,000	2,000	3,900	0,500	2	1,000
1,500	3,000	38,000	3,000	6,400	0,750	2	1,500
2,000	6,000	57,000	6,000	9,400	1,000	2	2,000
3,000	6,000	57,000	7,000	11,900	1,500	2	3,000
4,000	6,000	57,000	8,000	13,400	2,000	2	4,000
5,000	6,000	57,000	10,000	16,900	2,500	2	5,000
6,000	6,000	57,000	10,000	21,000	3,000	2	6,000
8,000	8,000	63,000	16,000	27,000	4,000	2	8,000
10,000	10,000	72,000	19,000	32,000	5,000	2	10,000
12,000	12,000	83,000	22,000	38,000	6,000	2	12,000
14,000	14,000	83,000	22,000	38,000	7,000	2	14,000
16,000	16,000	92,000	26,000	44,000	8,000	2	16,000
18,000	18,000	92,000	26,000	44,000	9,000	2	18,000
20,000	20,000	104,000	32,000	54,000	10,000	2	20,000

VHM Fräser

Radiusfräser



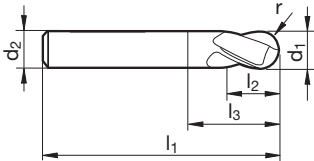
Katalog-Nr. 74545



P	M	K	N	S	H
●	○	●	○		

Arbeitsrichtwerte
Seite 574

- extra lang
- Zentrumschnitt
- Vollradius



d1 h10 mm	d2 h6 mm	l1 mm	l2 mm	l3 mm	r mm	Z	Code-Nr.
3,000	3,000	75,000	20,000	47,000	1,500	2	3,000
4,000	4,000	75,000	25,000	47,000	2,000	2	4,000
5,000	5,000	75,000	30,000	47,000	2,500	2	5,000
6,000	6,000	75,000	30,000	39,000	3,000	2	6,000
8,000	8,000	100,000	40,000	64,000	4,000	2	8,000
10,000	10,000	100,000	40,000	60,000	5,000	2	10,000
12,000	12,000	150,000	45,000	105,000	6,000	2	12,000

VHM Fräser

Radiusfräser



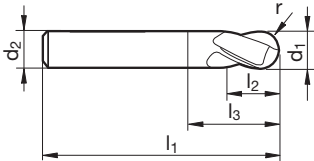
Katalog-Nr. 64545



P	M	K	N	S	H
•	•	•	○	○	

Arbeitsrichtwerte
Seite 574

- extra lang
- Zentrumschnitt
- Vollradius



d1 h10 mm	d2 h6 mm	l1 mm	l2 mm	l3 mm	r mm	Z	Code-Nr.
3,000	3,000	75,000	20,000	47,000	1,500	2	3,000
4,000	4,000	75,000	25,000	47,000	2,000	2	4,000
5,000	5,000	75,000	30,000	47,000	2,500	2	5,000
6,000	6,000	75,000	30,000	39,000	3,000	2	6,000
8,000	8,000	100,000	40,000	64,000	4,000	2	8,000
10,000	10,000	100,000	40,000	60,000	5,000	2	10,000
12,000	12,000	150,000	45,000	105,000	6,000	2	12,000

VHM Fräser

Radiusfräser



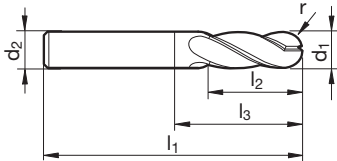
Katalog-Nr. 74531



P	M	K	N	S	H
•	•	•	○		

Arbeitsrichtwerte
Seite 574

- Zentrumschnitt
- Vollradius



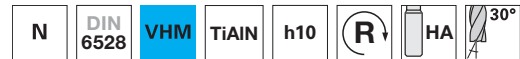
d1 h10 mm	d2 h6 mm	l1 mm	l2 mm	l3 mm	r mm	Z	Code-Nr.
4,000	4,000	50,000	11,000	22,000	2,000	4	4,000
5,000	5,000	50,000	13,000	22,000	2,500	4	5,000
6,000	6,000	57,000	13,000	21,000	3,000	4	6,000
8,000	8,000	63,000	19,000	27,000	4,000	4	8,000
10,000	10,000	72,000	22,000	32,000	5,000	4	10,000
12,000	12,000	83,000	26,000	38,000	6,000	4	12,000
16,000	16,000	92,000	32,000	44,000	8,000	4	16,000

VHM Fräser

Radiusfräser



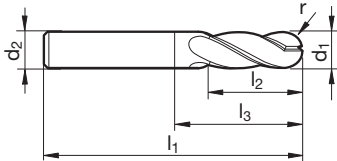
Katalog-Nr. 54531



P	M	K	N	S	H
•	•	•	○	○	

Arbeitsrichtwerte
Seite 574

- Zentrumschnitt
- Vollradius



d1 h10 mm	d2 h6 mm	l1 mm	l2 mm	l3 mm	r mm	Z	Code-Nr.
4,000	4,000	50,000	11,000	22,000	2,000	4	4,000
5,000	5,000	50,000	13,000	22,000	2,500	4	5,000
6,000	6,000	57,000	13,000	21,000	3,000	4	6,000
8,000	8,000	63,000	19,000	27,000	4,000	4	8,000
10,000	10,000	72,000	22,000	32,000	5,000	4	10,000
12,000	12,000	83,000	26,000	38,000	6,000	4	12,000
14,000	14,000	83,000	26,000	38,000	7,000	4	14,000
16,000	16,000	92,000	32,000	44,000	8,000	4	16,000
18,000	18,000	92,000	32,000	44,000	9,000	4	18,000
20,000	20,000	104,000	38,000	54,000	10,000	4	20,000

VHM Fräser

Radiusfräser



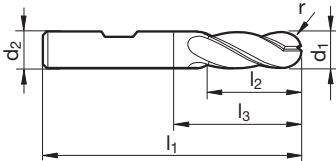
Katalog-Nr. 64532



P	M	K	N	S	H
•	•	•	○	○	

Arbeitsrichtwerte
Seite 574

- Zentrumschnitt
- Vollradius



d1 h10 mm	d2 h6 mm	l1 mm	l2 mm	l3 mm	r mm	Z	Code-Nr.
3,000	6,000	57,000	8,000	11,400	1,500	4	3,000
4,000	6,000	57,000	11,000	14,400	2,000	4	4,000
5,000	6,000	57,000	13,000	17,400	2,500	4	5,000
6,000	6,000	57,000	13,000	21,000	3,000	4	6,000
8,000	8,000	63,000	19,000	27,000	4,000	4	8,000
10,000	10,000	72,000	22,000	32,000	5,000	4	10,000
12,000	12,000	83,000	26,000	38,000	6,000	4	12,000
14,000	14,000	83,000	26,000	38,000	7,000	4	14,000
16,000	16,000	92,000	32,000	44,000	8,000	4	16,000
18,000	18,000	92,000	32,000	44,000	9,000	4	18,000
20,000	20,000	104,000	38,000	54,000	10,000	4	20,000

VHM Fräser

Radiusfräser



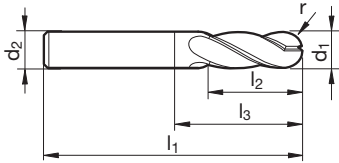
Katalog-Nr. 64535



P	M	K	N	S	H
•	•	•	○	○	

Arbeitsrichtwerte
Seite 574

- extra lang
- Zentrumschnitt
- Vollradius



d1 h10 mm	d2 h6 mm	l1 mm	l2 mm	l3 mm	r mm	Z	Code-Nr.
3,000	3,000	75,000	20,000	47,000	1,500	4	3,000
4,000	4,000	75,000	25,000	47,000	2,000	4	4,000
5,000	5,000	75,000	30,000	47,000	2,500	4	5,000
6,000	6,000	75,000	30,000	39,000	3,000	4	6,000
8,000	8,000	100,000	40,000	64,000	4,000	4	8,000
10,000	10,000	100,000	40,000	60,000	5,000	4	10,000
12,000	12,000	150,000	45,000	105,000	6,000	4	12,000

VHM Fräser

Kopierfräser mit Torusanschlift



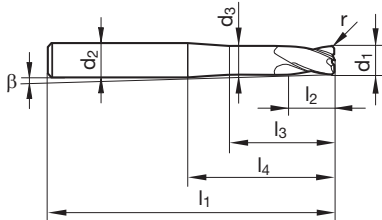
Katalog-Nr. 54304



P	M	K	N	S	H
•	•	•		•	•

Arbeitsrichtwerte
Seite 578

- kurz
- Zentrumschnitt
- für den Formenbau
- hohe Standzeiten durch hochharte Beschichtung



d1 h8 mm	d2 h6 mm	d3 mm	l1 mm	l2 mm	l3 mm	l4 mm	r mm	β °	Z	Code-Nr.
3,000	6,000	2,800	57,000	5,000	9,400	21,000	0,500	4,200	4	3,000
4,000	6,000	3,800	57,000	6,000	13,400	21,000	0,500	2,800	4	4,000
5,000	6,000	4,800	57,000	8,000	15,900	21,000	0,500	1,400	4	5,000
6,000	6,000	5,700	57,000	9,000	21,000	21,000	1,000		4	6,000
8,000	8,000	7,700	63,000	12,000	27,000	27,000	1,000		4	8,000
10,000	10,000	9,500	72,000	15,000	32,000	32,000	1,500		4	10,000
12,000	12,000	11,500	83,000	18,000	38,000	38,000	1,500		4	12,000
16,000	16,000	15,500	92,000	24,000	44,000	44,000	2,000		4	16,000

VHM Fräser

Kopierfräser mit Torusanschlift



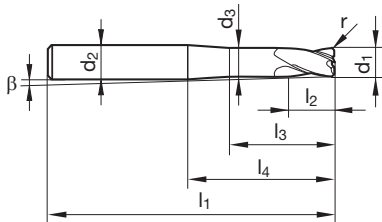
Katalog-Nr. 54305



P	M	K	N	S	H
•	•	•		•	•

Arbeitsrichtwerte
Seite 578

- lang
- Zentrumschnitt
- mit extra langer Reichweite für den Formenbau
- hohe Standzeiten durch hochharte Beschichtung



d1 h8 mm	d2 h6 mm	d3 mm	l1 mm	l2 mm	l3 mm	l4 mm	r mm	β °	Z	Code-Nr.
6,000	6,000	5,700	75,000	9,000	38,000	39,000	1,000		4	6,000
8,000	8,000	7,700	100,000	12,000	63,000	64,000	1,000		4	8,000
10,000	10,000	9,500	100,000	15,000	58,000	60,000	1,500		4	10,000
12,000	12,000	11,500	150,000	18,000	103,000	105,000	1,500		4	12,000
16,000	16,000	15,500	150,000	24,000	100,000	102,000	2,000		4	16,000

VHM Fräser

Kopierfräser mit Torusanschliff



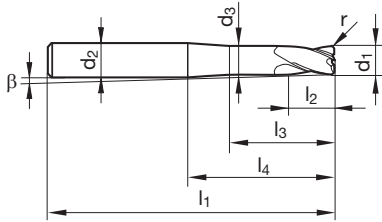
Katalog-Nr. 54302



P	M	K	N	S	H
•	•	•	•	○	○

Arbeitsrichtwerte
Seite 576

- zum Schruppen, Schlichten und Feinstschlichten unter HSC-Bedingungen im Gesenk- und Formenbau
- Zentrumschnitt
- geeignet für Werkstoffe von 40 bis 54 HRC
- hohe Standzeiten durch hochharte Beschichtung



d1 h8 mm	d2 h6 mm	d3 mm	l1 mm	l2 mm	l3 mm	l4 mm	r mm	β °	Z	Code-Nr.
2,000	6,000	1,800	57,000	3,000	6,200	20,000	0,500	5,900	2	2,000
3,000	6,000	2,800	57,000	3,500	8,400	20,000	0,500	4,400	2	3,000
4,000	6,000	3,800	57,000	4,000	9,400	20,000	1,000	3,100	2	4,000
6,000	6,000	5,600	57,000	6,000	19,000	20,000	2,000		2	6,000
8,000	8,000	7,600	63,000	7,000	25,000	26,000	2,000		2	8,000
10,000	10,000	9,600	72,000	8,000	28,000	30,000	3,000		2	10,000
12,000	12,000	11,500	83,000	10,000	33,000	35,000	4,000		2	12,000

VHM Fräser

Kopierfräser mit Torusanschliff



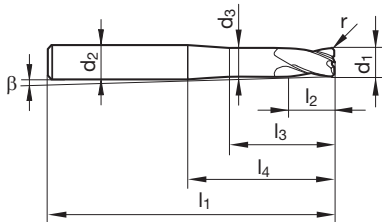
Katalog-Nr. 54303



P	M	K	N	S	H
●	●	●	●	○	○

Arbeitsrichtwerte
Seite 576

- mit extra langer Reichweite zum Schruppen, Schlichten und Feinstschlichten unter HSC-Bedingungen im Gesenk- und Formenbau
- Zentrumschnitt
- geeignet für Werkstoffe von 40 bis 54 HRC
- hohe Standzeiten durch hochharte Beschichtung



d1 h8 mm	d2 h6 mm	d3 mm	l1 mm	l2 mm	l3 mm	l4 mm	r mm	β °	Z	Code-Nr.
2,000	6,000	1,800	80,000	3,000	8,000	40,000	0,500	2,900	2	2,000
3,000	6,000	2,800	80,000	3,500	12,000	40,000	0,500	2,200	2	3,000
4,000	6,000	3,800	80,000	4,000	20,000	40,000	1,000	1,500	2	4,000
6,000	8,000	5,600	100,000	6,000	59,000	60,000	2,000	1,000	2	6,000
8,000	10,000	7,600	120,000	7,000	74,000	75,000	2,000	0,800	2	8,000
10,000	12,000	9,600	120,000	8,000	68,000	70,000	3,000	0,900	2	10,000
12,000	16,000	11,500	150,000	10,000	95,800	100,000	4,000	1,200	2	12,000

VHM Fräser

Kopierfräser mit Vollradius



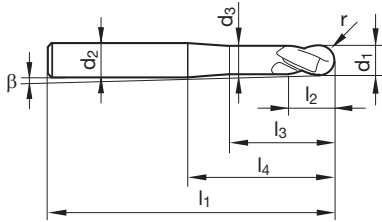
Katalog-Nr. 54306



P	M	K	N	S	H
•	•	•		•	•

Arbeitsrichtwerte
Seite 578

- kurz
- Zentrumschnitt
- hohe Standzeiten durch hochharte Beschichtung



d1 h8 mm	d2 h6 mm	d3 mm	l1 mm	l2 mm	l3 mm	l4 mm	r mm	β °	Z	Code-Nr.
0,500	3,000	0,400	38,000	0,750	2,600	10,000	0,250	7,400	2	0,500
0,800	3,000	0,700	38,000	1,200	3,500	10,000	0,400	6,600	2	0,800
1,000	3,000	0,900	38,000	1,500	4,000	10,000	0,500	6,100	2	1,000
1,500	3,000	1,400	38,000	2,250	5,500	10,000	0,750	4,700	2	1,500
2,000	6,000	1,900	57,000	3,000	9,400	21,000	1,000	5,800	2	2,000
3,000	6,000	2,700	57,000	5,000	11,600	21,000	1,500	4,400	2	3,000
4,000	6,000	3,700	57,000	6,000	14,500	21,000	2,000	3,100	2	4,000
5,000	6,000	4,700	57,000	8,000	17,300	21,000	2,500	1,600	2	5,000
6,000	6,000	5,700	57,000	9,000	20,000	21,000	3,000		2	6,000
8,000	8,000	7,700	63,000	12,000	26,000	27,000	4,000		2	8,000
10,000	10,000	9,500	72,000	15,000	30,000	32,000	5,000		2	10,000
12,000	12,000	11,500	83,000	18,000	36,000	38,000	6,000		2	12,000
16,000	16,000	15,500	92,000	24,000	42,000	44,000	8,000		2	16,000

VHM Fräser

Kopierfräser mit Vollradius



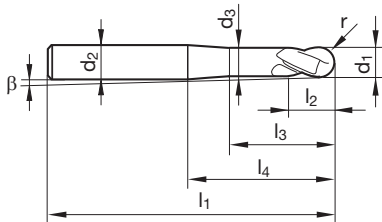
Katalog-Nr. 54307



P	M	K	N	S	H
•	•	•		•	•

Arbeitsrichtwerte
Seite 578

- lang
- Zentrumschnitt
- mit extra langer Reichweite für den Formenbau
- hohe Standzeiten durch hochharte Beschichtung



d1 h8 mm	d2 h6 mm	d3 mm	l1 mm	l2 mm	l3 mm	l4 mm	r mm	β °	Z	Code-Nr.
3,000	6,000	2,700	75,000	5,000	20,000	39,000	1,500	2,300	2	3,000
4,000	6,000	3,700	75,000	6,000	20,000	39,000	2,000	1,600	2	4,000
5,000	6,000	4,700	75,000	8,000	20,000	39,000	2,500	0,800	2	5,000
6,000	6,000	5,700	75,000	9,000	38,000	39,000	3,000		2	6,000
8,000	8,000	7,700	100,000	12,000	63,000	64,000	4,000		2	8,000
10,000	10,000	9,500	100,000	15,000	58,000	60,000	5,000		2	10,000
12,000	12,000	11,500	150,000	18,000	103,000	105,000	6,000		2	12,000
16,000	16,000	15,500	150,000	24,000	100,000	102,000	8,000		2	16,000

VHM Fräser

Kopierfräser mit Vollradius



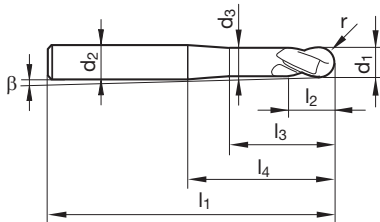
Katalog-Nr. 54300



P	M	K	N	S	H
•	•	•	•	○	○

Arbeitsrichtwerte
Seite 576

- kurz
- Zentrumschnitt
- für die Hartbearbeitung bis 54 HRC
- hohe Standzeiten durch hochharte Beschichtung



d1 h8 mm	d2 h6 mm	d3 mm	l1 mm	l2 mm	l3 mm	l4 mm	r mm	β °	Z	Code-Nr.
2,000	6,000	1,800	57,000	3,000	6,200	20,000	1,000	6,100	2	2,000
3,000	6,000	2,800	57,000	3,500	8,400	20,000	1,500	4,700	2	3,000
4,000	6,000	3,800	57,000	4,000	9,400	20,000	2,000	3,200	2	4,000
6,000	6,000	5,600	57,000	6,000	19,000	20,000	3,000		2	6,000
8,000	8,000	7,600	63,000	7,000	25,000	26,000	4,000		2	8,000
10,000	10,000	9,600	72,000	8,000	28,000	30,000	5,000		2	10,000
12,000	12,000	11,500	83,000	10,000	33,000	35,000	6,000		2	12,000

VHM Fräser

Kopierfräser mit Vollradius



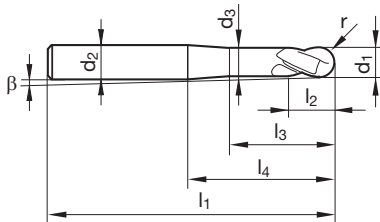
Katalog-Nr. 54301



P	M	K	N	S	H
•	•	•	•	○	

Arbeitsrichtwerte
Seite 576

- lang
- Zentrumschnitt
- mit extra langer Reichweite zum Schruppen, Schlichten und Feinstschlichten unter HSC-Bedingungen im Gesenk- und Formenbau
- hohe Standzeiten durch hochharte Beschichtung



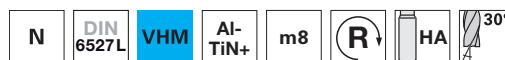
d1 h8 mm	d2 h6 mm	d3 mm	l1 mm	l2 mm	l3 mm	l4 mm	r mm	β °	Z	Code-Nr.
2,000	6,000	1,800	80,000	3,000	8,000	40,000	1,000	3,000	2	2,000
3,000	6,000	2,800	80,000	3,500	12,000	40,000	1,500	2,300	2	3,000
4,000	6,000	3,800	80,000	4,000	20,000	40,000	2,000	1,600	2	4,000
6,000	8,000	5,600	100,000	6,000	59,000	60,000	3,000	1,100	2	6,000
8,000	10,000	7,600	120,000	7,000	74,000	75,000	4,000	0,900	2	8,000
10,000	12,000	9,600	120,000	8,000	68,000	70,000	5,000	0,900	2	10,000
12,000	16,000	11,500	150,000	10,000	95,800	100,000	6,000	1,300	2	12,000

VHM Fräser

Pilotfräser

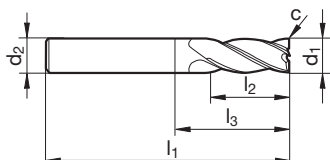


Katalog-Nr. 54700



P	M	K	N	S	H
•	•	•	•	•	•

- zum Anfräsen und Pilotbohren
- als erstes Werkzeug beim Bohren auf schrägen Flächen oder beim Einsatz langer Bohr- und Tiefbohrwerkzeuge für Bohrtiefen > 7xD wie z.B. SuperV-T und SuperV-NX
- Zentrumschnitt



d1 m8 mm	d2 h6 mm	l1 mm	l2 mm	l3 mm	c mm x 45°	Z	Code-Nr.
1,400	3,000	38,000	3,000	5,900	0,010	4	1,400
1,500	3,000	38,000	4,000	6,900	0,020	4	1,500
1,800	3,000	38,000	6,000	8,900	0,020	4	1,800
2,000	3,000	38,000	6,500	9,400	0,020	4	2,000
2,100	3,000	38,000	6,500	9,900	0,020	4	2,100
2,300	3,000	38,000	6,500	9,900	0,020	4	2,300
2,500	3,000	38,000	6,500	9,900	0,030	4	2,500
2,800	3,000	38,000	6,500	10,000	0,030	4	2,800
3,000	6,000	57,000	8,000	12,400	0,030	4	3,000
3,500	6,000	57,000	10,000	14,900	0,040	4	3,500
4,000	6,000	57,000	11,000	15,900	0,040	4	4,000
4,500	6,000	57,000	11,000	17,400	0,050	4	4,500
5,000	6,000	57,000	13,000	19,400	0,050	4	5,000
5,500	6,000	57,000	13,000	20,400	0,060	4	5,500
6,000	8,000	63,000	13,000	20,400	0,060	4	6,000
6,500	8,000	63,000	13,000	20,900	0,070	4	6,500
7,000	8,000	63,000	16,000	23,900	0,070	4	7,000
7,500	8,000	63,000	16,000	23,900	0,080	4	7,500
8,000	10,000	72,000	19,000	26,900	0,080	4	8,000
8,500	10,000	72,000	19,000	28,400	0,090	4	8,500
9,000	10,000	72,000	19,000	28,400	0,090	4	9,000
10,000	12,000	83,000	22,000	31,400	0,100	4	10,000
11,000	12,000	83,000	26,000	36,400	0,110	4	11,000
12,000	14,000	83,000	26,000	37,400	0,120	4	12,000

Entgrat- und Faswerkzeuge

Entgratfräser 60°

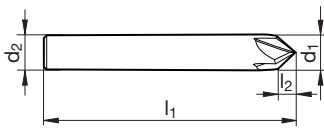


Katalog-Nr. 53393



P	M	K	N	S	H
•	•	•	•	•	

- Entgrat- und Anfasfräser, z.B. zur Bearbeitung des Bohrungseintritts mit Faswinkel 60°



d1 js9 mm	d2 h6 mm	l1 mm	l2 mm	Z	Code-Nr.
4,000	4,000	50,000	3,500	4	4,000
6,000	6,000	57,000	5,200	4	6,000
8,000	8,000	63,000	7,000	4	8,000
10,000	10,000	72,000	8,700	4	10,000
12,000	12,000	83,000	10,400	4	12,000

Entgrat- und Faswerkzeuge

Entgratfräser 60°

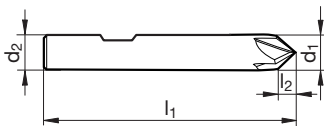


Katalog-Nr. 53394



P	M	K	N	S	H
•	•	•	•	•	

• Entgrat- und Anfasfräser, z.B. zur Bearbeitung des Bohrungseintritts mit Faswinkel 60°



d1 js9 mm	d2 h6 mm	l1 mm	l2 mm	Z	Code-Nr.
6,000	6,000	57,000	5,200	4	6,000
8,000	8,000	63,000	7,000	4	8,000
10,000	10,000	72,000	8,700	4	10,000
12,000	12,000	83,000	10,400	4	12,000

Entgrat- und Faswerkzeuge

Entgratfräser 90°

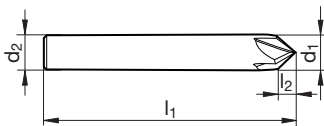


Katalog-Nr. 53395



P	M	K	N	S	H
•	•	•	•	•	

• Entgrat- und Anfasfräser, z.B. zur Bearbeitung des Bohrungseintritts mit Faswinkel 90°



d1 js9 mm	d2 h6 mm	l1 mm	l2 mm	Z	Code-Nr.
4,000	4,000	50,000	2,000	4	4,000
6,000	6,000	57,000	3,000	4	6,000
8,000	8,000	63,000	4,000	4	8,000
10,000	10,000	72,000	5,000	4	10,000
12,000	12,000	83,000	6,000	4	12,000

Entgrat- und Faswerkzeuge

Entgratfräser 90°

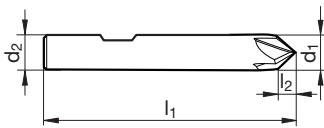


Katalog-Nr. 53396



P	M	K	N	S	H
•	•	•	•	•	

- Entgrat- und Anfasfräser, z.B. zur Bearbeitung des Bohrungseintritts mit Faswinkel 90°



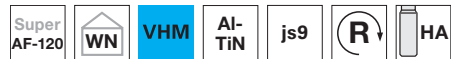
d1 js9 mm	d2 h6 mm	l1 mm	l2 mm	Z	Code-Nr.
4,000	4,000	50,000	2,000	4	4,000
6,000	6,000	57,000	3,000	4	6,000
8,000	8,000	63,000	4,000	4	8,000
10,000	10,000	72,000	5,000	4	10,000
12,000	12,000	83,000	6,000	4	12,000

Entgrat- und Faswerkzeuge

Entgratfräser 120°

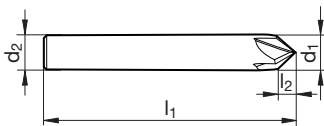


Katalog-Nr. 53397



P	M	K	N	S	H
•	•	•	•	•	

- Entgrat- und Anfasfräser, z.B. zur Bearbeitung des Bohrungseintritts mit Faswinkel 120°



d1 js9 mm	d2 h6 mm	l1 mm	l2 mm	Z	Code-Nr.
4,000	4,000	50,000	1,200	4	4,000
6,000	6,000	57,000	1,800	4	6,000
8,000	8,000	63,000	2,400	4	8,000
10,000	10,000	72,000	2,900	4	10,000
12,000	12,000	83,000	3,500	4	12,000

Entgrat- und Faswerkzeuge

Entgratfräser 120°

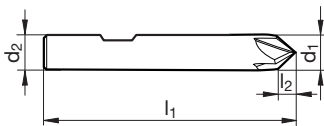


Katalog-Nr. 53398



P	M	K	N	S	H
•	•	•	•	•	

• Entgrat- und Anfasfräser, z.B. zur Bearbeitung des Bohrungseintritts mit Faswinkel 120°



d1 js9 mm	d2 h6 mm	l1 mm	l2 mm	Z	Code-Nr.
6,000	6,000	57,000	1,800	4	6,000
8,000	8,000	63,000	2,400	4	8,000
10,000	10,000	72,000	2,900	4	10,000
12,000	12,000	83,000	3,500	4	12,000

Entgrat- und Faswerkzeuge

Vor- und Rückwärtsentgrater 90°

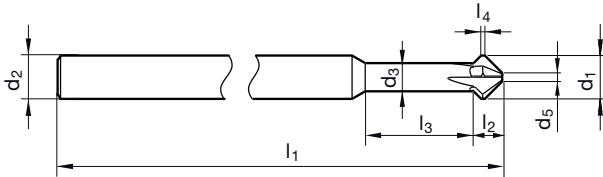


Katalog-Nr. 52365



P	M	K	N	S	H
•	•				

- Entgrat- und Faswerkzeug zur Bearbeitung des Bohrungsein- und -austritts mit Faswinkel 90°
- für die Aufnahme in Hydraulik-Dehnspannfutter und Schrumpffutter
- mit Schaft nach DIN 6535



d1 mm	d2 h6 mm	d3 mm	d5 mm	l1 mm	l2 mm	l3 mm	l4 mm	Z	Code-Nr.
3,000	4,000	2,200	0,600	75,000	2,10	9,300	0,500	4	3,000
4,000	4,000	2,900	0,800	75,000	2,70	12,300	0,500	4	4,000
5,000	5,000	3,900	1,000	75,000	3,00	15,000	0,500	4	5,000
6,000	6,000	3,900	1,200	100,000	3,90	14,300	0,500	4	6,000
8,000	6,000	6,000	1,600	100,000	4,70		0,500	4	8,000
10,000	6,000	6,000	2,000	100,000	6,50		0,500	4	10,000
12,000	6,000	6,000	2,400	100,000	8,30		0,500	4	12,000

Schnellstahl Fräser

Langlochfräser (2-Schneider)



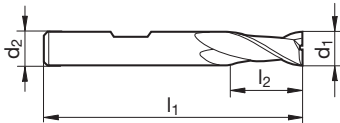
Katalog-Nr. 74231



P	M	K	N	S	H
•	•	•	•		

Arbeitsrichtwerte
Seite 580

- extra kurz
- Zentrumschnitt
- Werkstoffe bis ca. 1200 N/mm²



d1 mm	Toleranz d1	d2 mm	l1 mm	l2 mm	Z	Code-Nr.
1,000	h10	6,000	47,000	2,000	2	1,000
1,500	h10	6,000	47,000	3,000	2	1,500
2,000	e8	6,000	48,000	4,000	2	2,000
2,500	e8	6,000	49,000	5,000	2	2,500
3,000	e8	6,000	49,000	5,000	2	3,000
3,500	h10	6,000	50,000	6,000	2	3,500
4,000	e8	6,000	51,000	7,000	2	4,000
4,500	h10	6,000	51,000	7,000	2	4,500
5,000	e8	6,000	52,000	8,000	2	5,000
5,500	h10	6,000	52,000	8,000	2	5,500
6,000	e8	6,000	52,000	8,000	2	6,000
7,000	e8	10,000	60,000	10,000	2	7,000
8,000	e8	10,000	61,000	11,000	2	8,000
9,000	h10	10,000	61,000	11,000	2	9,000
10,000	e8	10,000	63,000	13,000	2	10,000
12,000	e8	12,000	73,000	16,000	2	12,000
14,000	e8	12,000	73,000	16,000	2	14,000
16,000	e8	16,000	79,000	19,000	2	16,000
18,000	e8	16,000	79,000	19,000	2	18,000
20,000	e8	20,000	88,000	22,000	2	20,000
25,000	e8	25,000	102,000	26,000	2	25,000

Schnellstahl Fräser

Langlochfräser (2-Schneider)



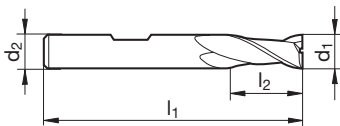
Katalog-Nr. 64640



P	M	K	N	S	H
●	●	●	○		

Arbeitsrichtwerte
Seite 580

- extra kurz
- Zentrumschnitt
- Werkstoffe bis ca. 1200 N/mm²



d1 mm	Toleranz d1	d2 mm	l1 mm	l2 mm	Z	Code-Nr.
1,000	h10	6,000	47,000	2,000	2	1,000
1,500	h10	6,000	47,000	3,000	2	1,500
2,000	e8	6,000	48,000	4,000	2	2,000
2,500	e8	6,000	49,000	5,000	2	2,500
3,000	e8	6,000	49,000	5,000	2	3,000
3,500	h10	6,000	50,000	6,000	2	3,500
4,000	e8	6,000	51,000	7,000	2	4,000
4,500	h10	6,000	51,000	7,000	2	4,500
5,000	e8	6,000	52,000	8,000	2	5,000
5,500	h10	6,000	52,000	8,000	2	5,500
6,000	e8	6,000	52,000	8,000	2	6,000
7,000	e8	10,000	60,000	10,000	2	7,000
8,000	e8	10,000	61,000	11,000	2	8,000
9,000	h10	10,000	61,000	11,000	2	9,000
10,000	e8	10,000	63,000	13,000	2	10,000
12,000	e8	12,000	73,000	16,000	2	12,000
14,000	e8	12,000	73,000	16,000	2	14,000
16,000	e8	16,000	79,000	19,000	2	16,000
18,000	e8	16,000	79,000	19,000	2	18,000
20,000	e8	20,000	88,000	22,000	2	20,000

Schnellstahl Fräser

Langlochfräser (2-Schneider)



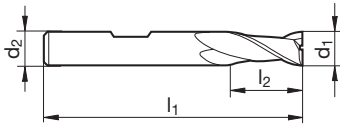
Katalog-Nr. 74243



P	M	K	N	S	H
•	•	•	•		

Arbeitsrichtwerte
Seite 580

- Zentrumschnitt
- Werkstoffe bis ca. 1200 N/mm²



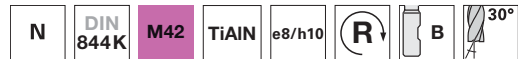
d1 mm	Toleranz d1	d2 mm	l1 mm	l2 mm	Z	Code-Nr.
3,000	e8	6,000	52,000	8,000	2	3,000
3,500	h10	6,000	54,000	10,000	2	3,500
4,000	e8	6,000	55,000	11,000	2	4,000
4,500	h10	6,000	55,000	11,000	2	4,500
5,000	e8	6,000	57,000	13,000	2	5,000
5,500	h10	6,000	57,000	13,000	2	5,500
6,000	e8	6,000	57,000	13,000	2	6,000
7,000	e8	10,000	66,000	16,000	2	7,000
8,000	e8	10,000	69,000	19,000	2	8,000
10,000	e8	10,000	72,000	22,000	2	10,000
12,000	e8	12,000	83,000	26,000	2	12,000
14,000	e8	12,000	83,000	26,000	2	14,000
16,000	e8	16,000	92,000	32,000	2	16,000
18,000	e8	16,000	92,000	32,000	2	18,000
20,000	e8	20,000	104,000	38,000	2	20,000

Schnellstahl Fräser

Langlochfräser (2-Schneider)



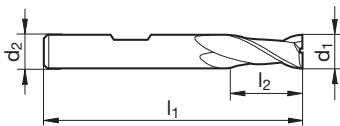
Katalog-Nr. 64670



P	M	K	N	S	H
•	•	•	○		

Arbeitsrichtwerte
Seite 580

- Zentrumschnitt
- Werkstoffe bis ca. 1200 N/mm²



d1 mm	Toleranz d1	d2 mm	l1 mm	l2 mm	Z	Code-Nr.
3,000	e8	6,000	52,000	8,000	2	3,000
4,000	e8	6,000	55,000	11,000	2	4,000
5,000	e8	6,000	57,000	13,000	2	5,000
6,000	e8	6,000	57,000	13,000	2	6,000
8,000	e8	10,000	69,000	19,000	2	8,000
10,000	e8	10,000	72,000	22,000	2	10,000
12,000	e8	12,000	83,000	26,000	2	12,000
16,000	e8	16,000	92,000	32,000	2	16,000
18,000	e8	16,000	92,000	32,000	2	18,000
20,000	e8	20,000	104,000	38,000	2	20,000

Schnellstahl Fräser

Langlochfräser (2-Schneider)



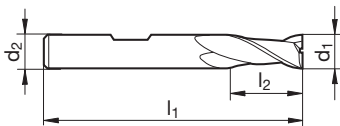
Katalog-Nr. 74244



P	M	K	N	S	H
•		•	•		

Arbeitsrichtwerte
Seite 580

- extra lang
- Zentrumschnitt
- Werkstoffe bis ca. 1000 N/mm²



d1 mm	Toleranz d1	d2 mm	l1 mm	l2 mm	Z	Code-Nr.
3,000	h10	6,000	56,000	12,000	2	3,000
4,000	h10	6,000	63,000	19,000	2	4,000
5,000	h10	6,000	68,000	24,000	2	5,000
6,000	h10	6,000	68,000	24,000	2	6,000
8,000	h10	10,000	88,000	38,000	2	8,000
10,000	h10	10,000	95,000	45,000	2	10,000
12,000	h10	12,000	110,000	53,000	2	12,000
14,000	h10	12,000	110,000	53,000	2	14,000
16,000	h10	16,000	123,000	63,000	2	16,000
18,000	h10	16,000	123,000	63,000	2	18,000
20,000	h10	20,000	141,000	75,000	2	20,000

Schnellstahl Fräser

Langlochfräser (2-Schneider)



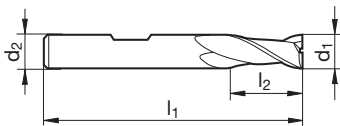
Katalog-Nr. 64671



P	M	K	N	S	H
•		•			

Arbeitsrichtwerte
Seite 580

- extra lang
- Zentrumschnitt
- Werkstoffe bis ca. 1000 N/mm²



d1 mm	Toleranz d1	d2 mm	l1 mm	l2 mm	Z	Code-Nr.
4,000	h10	6,000	63,000	19,000	2	4,000
5,000	h10	6,000	68,000	24,000	2	5,000
6,000	h10	6,000	68,000	24,000	2	6,000
8,000	h10	10,000	88,000	38,000	2	8,000
10,000	h10	10,000	95,000	45,000	2	10,000
12,000	h10	12,000	110,000	53,000	2	12,000
14,000	h10	12,000	110,000	53,000	2	14,000
16,000	h10	16,000	123,000	63,000	2	16,000
18,000	h10	16,000	123,000	63,000	2	18,000
20,000	h10	20,000	141,000	75,000	2	20,000

Schnellstahl Fräser

Bohrnutenfräser (3-Schneider)



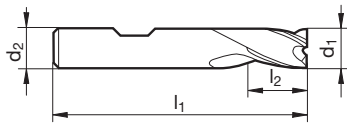
Katalog-Nr. 74280



P	M	K	N	S	H
•	•	•	•		

Arbeitsrichtwerte
Seite 580

- extra kurz
- Zentrumschnitt
- Werkstoffe bis ca. 1200 N/mm²



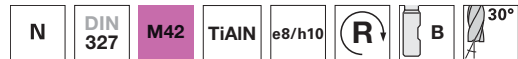
d1 mm	d1	d2 mm	l1 mm	l2 mm	Z	Code-Nr.
2,800	h10	6,000	49,000	5,000	3	2,800
3,000	e8	6,000	49,000	5,000	3	3,000
3,800	h10	6,000	51,000	7,000	3	3,800
4,000	e8	6,000	51,000	7,000	3	4,000
4,800	h10	6,000	52,000	8,000	3	4,800
5,000	e8	6,000	52,000	8,000	3	5,000
5,750	h10	6,000	52,000	8,000	3	5,750
6,000	e8	6,000	52,000	8,000	3	6,000
6,750	h10	10,000	60,000	10,000	3	6,750
7,000	e8	10,000	60,000	10,000	3	7,000
7,750	h10	10,000	61,000	11,000	3	7,750
8,000	e8	10,000	61,000	11,000	3	8,000
9,700	h10	10,000	63,000	13,000	3	9,700
10,000	e8	10,000	63,000	13,000	3	10,000
11,700	h10	12,000	70,000	13,000	3	11,700
12,000	e8	12,000	73,000	16,000	3	12,000
13,700	h10	12,000	73,000	16,000	3	13,700
14,000	e8	12,000	73,000	16,000	3	14,000
15,700	h10	16,000	79,000	19,000	3	15,700
16,000	e8	16,000	79,000	19,000	3	16,000
18,000	e8	16,000	79,000	19,000	3	18,000
20,000	e8	20,000	88,000	22,000	3	20,000
25,000	e8	25,000	102,000	26,000	3	25,000

Schnellstahl Fräser

Bohrnutenfräser (3-Schneider)



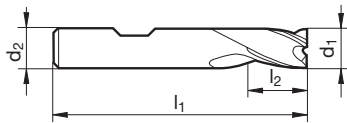
Katalog-Nr. 64604



P	M	K	N	S	H
•	•	•	○		

Arbeitsrichtwerte
Seite 580

- extra kurz
- Zentrumschnitt
- Werkstoffe bis ca. 1200 N/mm²



d1 mm	d1	d2 mm	l1 mm	l2 mm	Z	Code-Nr.
2,800	h10	6,000	49,000	5,000	3	2,800
3,000	e8	6,000	49,000	5,000	3	3,000
3,800	h10	6,000	51,000	7,000	3	3,800
4,000	e8	6,000	51,000	7,000	3	4,000
4,800	h10	6,000	52,000	8,000	3	4,800
5,000	e8	6,000	52,000	8,000	3	5,000
5,750	h10	6,000	52,000	8,000	3	5,750
6,000	e8	6,000	52,000	8,000	3	6,000
7,000	e8	10,000	60,000	10,000	3	7,000
7,750	h10	10,000	61,000	11,000	3	7,750
8,000	e8	10,000	61,000	11,000	3	8,000
9,700	h10	10,000	63,000	13,000	3	9,700
10,000	e8	10,000	63,000	13,000	3	10,000
11,700	h10	12,000	70,000	13,000	3	11,700
12,000	e8	12,000	73,000	16,000	3	12,000
14,000	e8	12,000	73,000	16,000	3	14,000
16,000	e8	16,000	79,000	19,000	3	16,000
18,000	e8	16,000	79,000	19,000	3	18,000
20,000	e8	20,000	88,000	22,000	3	20,000
25,000	e8	25,000	102,000	26,000	3	25,000

Schnellstahl Fräser

Bohrnutenfräser (3-Schneider)



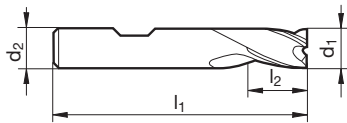
Katalog-Nr. 74282



P	M	K	N	S	H
•	•	•	•		

Arbeitsrichtwerte
Seite 580

- Zentrumschnitt
- Werkstoffe bis ca. 1200 N/mm²



d1 mm	d1	d2 mm	l1 mm	l2 mm	Z	Code-Nr.
3,000	e8	6,000	52,000	8,000	3	3,000
4,000	e8	6,000	55,000	11,000	3	4,000
5,000	e8	6,000	57,000	13,000	3	5,000
5,750	h10	6,000	57,000	13,000	3	5,750
6,000	e8	6,000	57,000	13,000	3	6,000
6,750	h10	10,000	66,000	16,000	3	6,750
7,000	e8	10,000	66,000	16,000	3	7,000
7,750	h10	10,000	69,000	19,000	3	7,750
8,000	e8	10,000	69,000	19,000	3	8,000
9,700	h10	10,000	72,000	22,000	3	9,700
10,000	e8	10,000	72,000	22,000	3	10,000
11,700	h10	12,000	79,000	22,000	3	11,700
12,000	e8	12,000	83,000	26,000	3	12,000
13,700	h10	12,000	83,000	26,000	3	13,700
14,000	e8	12,000	83,000	26,000	3	14,000
15,700	h10	16,000	92,000	32,000	3	15,700
16,000	e8	16,000	92,000	32,000	3	16,000
18,000	e8	16,000	92,000	32,000	3	18,000
20,000	e8	20,000	104,000	38,000	3	20,000

Schnellstahl Fräser

Bohrnutenfräser (3-Schneider)



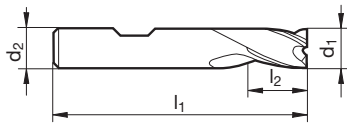
Katalog-Nr. 64641



P	M	K	N	S	H
●	●	●	○		

Arbeitsrichtwerte
Seite 580

- Zentrumschnitt
- Werkstoffe bis ca. 1200 N/mm²



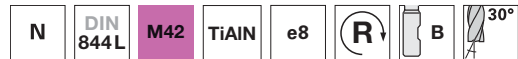
d1 mm	d1	d2 mm	l1 mm	l2 mm	Z	Code-Nr.
3,000	e8	6,000	52,000	8,000	3	3,000
4,000	e8	6,000	55,000	11,000	3	4,000
4,800	h10	6,000	57,000	13,000	3	4,800
5,000	e8	6,000	57,000	13,000	3	5,000
6,000	e8	6,000	57,000	13,000	3	6,000
7,000	e8	10,000	66,000	16,000	3	7,000
8,000	e8	10,000	69,000	19,000	3	8,000
10,000	e8	10,000	72,000	22,000	3	10,000
12,000	e8	12,000	83,000	26,000	3	12,000
14,000	e8	12,000	83,000	26,000	3	14,000
16,000	e8	16,000	92,000	32,000	3	16,000
18,000	e8	16,000	92,000	32,000	3	18,000
20,000	e8	20,000	104,000	38,000	3	20,000

Schnellstahl Fräser

Bohrnutenfräser (3-Schneider)



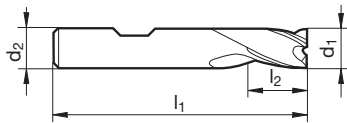
Katalog-Nr. 54294



P	M	K	N	S	H
•	•	•	•		

Arbeitsrichtwerte
Seite 580

- extra lang
- Zentrumschnitt
- Werkstoffe bis ca. 1000 N/mm²



d1 mm	d1	d2 mm	l1 mm	l2 mm	Z	Code-Nr.
4,000	e8	6,000	63,000	19,000	3	4,000
5,000	e8	6,000	68,000	24,000	3	5,000
6,000	e8	6,000	68,000	24,000	3	6,000
8,000	e8	10,000	88,000	38,000	3	8,000
10,000	e8	10,000	95,000	45,000	3	10,000
12,000	e8	12,000	110,000	53,000	3	12,000
14,000	e8	12,000	110,000	53,000	3	14,000
16,000	e8	16,000	123,000	63,000	3	16,000
18,000	e8	16,000	123,000	63,000	3	18,000

Schnellstahl Fräser

Bohrnutenfräser (3-Schneider)



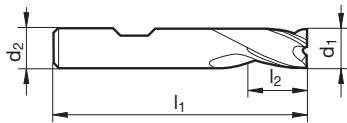
Katalog-Nr. 74294



P	M	K	N	S	H
•		•	•		

Arbeitsrichtwerte
Seite 580

- extra lang
- Zentrumschnitt
- Werkstoffe bis ca. 1000 N/mm²



d1 mm	d1	d2 mm	l1 mm	l2 mm	Z	Code-Nr.
3,000	h10	6,000	56,000	12,000	3	3,000
4,000	h10	6,000	63,000	19,000	3	4,000
5,000	h10	6,000	68,000	24,000	3	5,000
6,000	h10	6,000	68,000	24,000	3	6,000
8,000	h10	10,000	88,000	38,000	3	8,000
10,000	h10	10,000	95,000	45,000	3	10,000
12,000	h10	12,000	110,000	53,000	3	12,000
14,000	h10	12,000	110,000	53,000	3	14,000
16,000	h10	16,000	123,000	63,000	3	16,000
18,000	h10	16,000	123,000	63,000	3	18,000
20,000	h10	20,000	141,000	75,000	3	20,000

Schnellstahl Fräser

Mini-Bohrnutenfräser (3-Schneider)



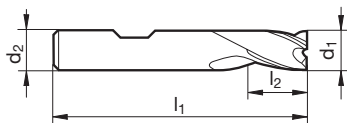
Katalog-Nr. 54080



P	M	K	N	S	H
•	•	•	•	•	

Arbeitsrichtwerte
Seite 580

- extra kurz
- Zentrumschnitt
- Werkstoffe bis ca. 1200 N/mm²



d1 e8 mm	d2 mm	l1 mm	l2 mm	Z	Code-Nr.
3,000	6,000	36,000	5,000	3	3,000
4,000	6,000	38,000	7,000	3	4,000
5,000	6,000	39,000	8,000	3	5,000
6,000	6,000	39,000	8,000	3	6,000
8,000	8,000	43,000	11,000	3	8,000
10,000	10,000	50,000	13,000	3	10,000

Schnellstahl Fräser

Mini-Bohrnutenfräser (3-Schneider)



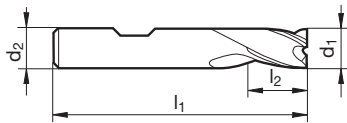
Katalog-Nr. 54180



P	M	K	N	S	H
•	•	•	•	•	

Arbeitsrichtwerte
Seite 580

- Zentrumschnitt
- Werkstoffe bis ca. 1200 N/mm²



d1 e8 mm	d2 mm	l1 mm	l2 mm	Z	Code-Nr.
3,000	6,000	39,000	8,000	3	3,000
4,000	6,000	42,000	11,000	3	4,000
5,000	6,000	44,000	13,000	3	5,000
6,000	6,000	44,000	13,000	3	6,000
8,000	8,000	51,000	19,000	3	8,000
10,000	10,000	59,000	22,000	3	10,000

Schnellstahl Fräser

Schaftfräser (mehrschneidig)



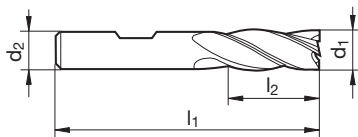
Katalog-Nr. 74617



P	M	K	N	S	H
●	●	○	○		

Arbeitsrichtwerte
Seite 582

- Zentrumschnitt
- Werkstoffe bis ca. 1200 N/mm²



d1 k10 mm	d2 mm	l1 mm	l2 mm	Z	Code-Nr.
2,000	6,000	51,000	7,000	4	2,000
3,000	6,000	52,000	8,000	4	3,000
4,000	6,000	55,000	11,000	4	4,000
5,000	6,000	57,000	13,000	4	5,000
6,000	6,000	57,000	13,000	4	6,000
8,000	10,000	69,000	19,000	4	8,000
9,000	10,000	69,000	19,000	4	9,000
10,000	10,000	72,000	22,000	4	10,000
12,000	12,000	83,000	26,000	4	12,000
14,000	12,000	83,000	26,000	4	14,000
15,000	12,000	83,000	26,000	4	15,000
16,000	16,000	92,000	32,000	4	16,000
18,000	16,000	92,000	32,000	4	18,000
20,000	20,000	104,000	38,000	4	20,000
25,000	25,000	121,000	45,000	6	25,000

Schnellstahl Fräser

Schafffräser (mehrschneidig)



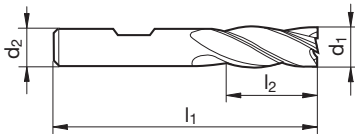
Katalog-Nr. 64667



P	M	K	N	S	H
•	•	•	○		

Arbeitsrichtwerte
Seite 582

- Zentrumschnitt
- Werkstoffe bis ca. 1200 N/mm²



d1 k10 mm	d2 mm	l1 mm	l2 mm	Z	Code-Nr.
3,000	6,000	52,000	8,000	4	3,000
4,000	6,000	55,000	11,000	4	4,000
5,000	6,000	57,000	13,000	4	5,000
6,000	6,000	57,000	13,000	4	6,000
7,000	10,000	66,000	16,000	4	7,000
8,000	10,000	69,000	19,000	4	8,000
9,000	10,000	69,000	19,000	4	9,000
10,000	10,000	72,000	22,000	4	10,000
11,000	12,000	79,000	22,000	4	11,000
12,000	12,000	83,000	26,000	4	12,000
13,000	12,000	83,000	26,000	4	13,000
14,000	12,000	83,000	26,000	4	14,000
15,000	12,000	83,000	26,000	4	15,000
16,000	16,000	92,000	32,000	4	16,000
18,000	16,000	92,000	32,000	4	18,000
20,000	20,000	104,000	38,000	4	20,000
25,000	25,000	121,000	45,000	6	25,000

Schnellstahl Fräser

Schaftfräser (mehrschneidig)



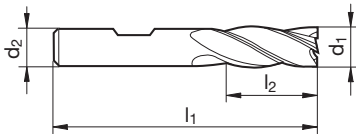
Katalog-Nr. 74847



P	M	K	N	S	H
●	○	●	○		

Arbeitsrichtwerte
Seite 582

- lang
- Zentrumschnitt
- Werkstoffe bis ca. 1000 N/mm²



d1 k10 mm	d2 mm	l1 mm	l2 mm	Z	Code-Nr.
3,000	6,000	56,000	12,000	4	3,000
4,000	6,000	63,000	19,000	4	4,000
5,000	6,000	68,000	24,000	4	5,000
6,000	6,000	68,000	24,000	4	6,000
7,000	10,000	80,000	30,000	4	7,000
8,000	10,000	88,000	38,000	4	8,000
9,000	10,000	88,000	38,000	4	9,000
10,000	10,000	95,000	45,000	4	10,000
11,000	12,000	102,000	45,000	4	11,000
12,000	12,000	110,000	53,000	4	12,000
14,000	12,000	110,000	53,000	4	14,000
15,000	12,000	110,000	53,000	4	15,000
16,000	16,000	123,000	63,000	4	16,000
18,000	16,000	123,000	63,000	4	18,000
20,000	20,000	141,000	75,000	4	20,000
25,000	25,000	166,000	90,000	6	25,000

Schnellstahl Fräser

Schaftfräser (mehrschneidig)



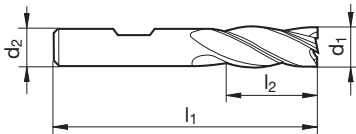
Katalog-Nr. 54847



P	M	K	N	S	H
•	•	•	○		

Arbeitsrichtwerte
Seite 582

- lang
- Zentrumschnitt
- Werkstoffe bis ca. 1000 N/mm²



d1 k10 mm	d2 mm	l1 mm	l2 mm	Z	Code-Nr.
3,000	6,000	56,000	12,000	4	3,000
4,000	6,000	63,000	19,000	4	4,000
5,000	6,000	68,000	24,000	4	5,000
6,000	6,000	68,000	24,000	4	6,000
7,000	10,000	80,000	30,000	4	7,000
8,000	10,000	88,000	38,000	4	8,000
10,000	10,000	95,000	45,000	4	10,000
12,000	12,000	110,000	53,000	4	12,000
16,000	16,000	123,000	63,000	4	16,000
20,000	20,000	141,000	75,000	4	20,000
25,000	25,000	166,000	90,000	6	25,000
32,000	32,000	186,000	106,000	6	32,000

Schnellstahl Fräser

Schaftfräser (4-Schneider)



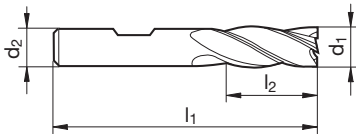
Katalog-Nr. 74800



P	M	K	N	S	H
●	○				

Arbeitsrichtwerte
Seite 582

- extra lang
- Zentrumschnitt
- Werkstoffe bis ca. 1000 N/mm²



d1 js12 mm	d2 mm	l1 mm	l2 mm	Z	Code-Nr.
6,000	6,000	79,000	40,000	4	6,000
8,000	10,000	105,000	56,000	4	8,000
10,000	10,000	112,000	63,000	4	10,000
12,000	12,000	125,000	71,000	4	12,000
14,000	12,000	125,000	71,000	4	14,000
16,000	16,000	141,000	80,000	4	16,000
18,000	16,000	141,000	80,000	4	18,000
20,000	20,000	163,000	100,000	4	20,000

Schnellstahl Fräser

Schruppschlichtfräser



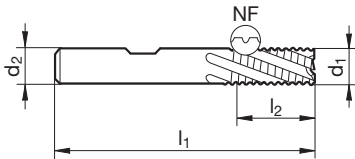
Katalog-Nr. 54815



P	M	K	N	S	H
•	•	•			

Arbeitsrichtwerte
Seite 582

- mit normaler Schrupp-Schlicht-Verzahnung
- Zentrumschnitt



d1 k12 mm	d2 mm	l1 mm	l2 mm	Z	Code-Nr.
6,000	6,000	57,000	13,000	4	6,000
8,000	10,000	69,000	19,000	4	8,000
10,000	10,000	72,000	22,000	4	10,000
12,000	12,000	83,000	26,000	4	12,000
14,000	12,000	83,000	26,000	4	14,000
16,000	16,000	92,000	32,000	4	16,000
18,000	16,000	92,000	32,000	4	18,000
20,000	20,000	104,000	38,000	4	20,000
25,000	25,000	121,000	45,000	4	25,000

Schnellstahl Fräser

Schruppfräser (3-Schneider)



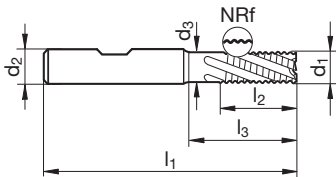
Katalog-Nr. 74825



P	M	K	N	S	H
•	•	•			

Arbeitsrichtwerte
Seite 582

- feine Schrupp-Kordel-Verzahnung
- Zentrumschnitt
- schwer zerspanbare Werkstoffe bis ca. 1400 N/mm²



d1 k10 mm	d2 h6 mm	l1 mm	l2 mm	Z	Code-Nr.
6,000	6,000	57,000	13,000	3	6,000
8,000	10,000	69,000	19,000	3	8,000
10,000	10,000	72,000	22,000	3	10,000
12,000	12,000	83,000	26,000	3	12,000
14,000	12,000	83,000	26,000	3	14,000
16,000	16,000	92,000	32,000	3	16,000
18,000	16,000	92,000	32,000	3	18,000
20,000	20,000	104,000	38,000	3	20,000

Schnellstahl Fräser

Schruppfräser (3-Schneider)



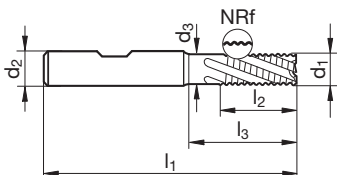
Katalog-Nr. 54825



P	M	K	N	S	H
•	•	•			

Arbeitsrichtwerte
Seite 582

- feine Schrapp-Kordel-Verzahnung
- Zentrumschnitt
- schwer zerspanbare Werkstoffe bis ca. 1400 N/mm²



d1 k10 mm	d2 h6 mm	l1 mm	l2 mm	Z	Code-Nr.
6,000	6,000	57,000	13,000	3	6,000
8,000	10,000	69,000	19,000	3	8,000
10,000	10,000	72,000	22,000	3	10,000
12,000	12,000	83,000	26,000	3	12,000
16,000	16,000	92,000	32,000	3	16,000
20,000	20,000	104,000	38,000	3	20,000

Schnellstahl Fräser

Schruppfräser (4-Schneider)



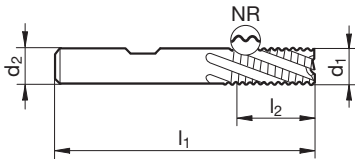
Katalog-Nr. 74816



P	M	K	N	S	H
•	•	•			

Arbeitsrichtwerte
Seite 582

- grobe Schrupp-Kordel-Verzahnung
- Zentrumschnitt



d1 js12 mm	d2 h6 mm	l1 mm	l2 mm	Z	Code-Nr.
6,000	6,000	57,000	13,000	4	6,000
7,000	10,000	66,000	16,000	4	7,000
8,000	10,000	69,000	19,000	4	8,000
9,000	10,000	69,000	19,000	4	9,000
10,000	10,000	72,000	22,000	4	10,000
11,000	12,000	79,000	22,000	4	11,000
12,000	12,000	83,000	26,000	4	12,000
14,000	12,000	83,000	26,000	4	14,000
15,000	12,000	83,000	26,000	4	15,000
16,000	16,000	92,000	32,000	4	16,000
18,000	16,000	92,000	32,000	4	18,000
20,000	20,000	104,000	38,000	4	20,000
25,000	25,000	121,000	45,000	4	25,000
28,000	25,000	121,000	45,000	4	28,000
30,000	25,000	121,000	45,000	4	30,000

Schnellstahl Fräser

Schruppfräser (4-Schneider)



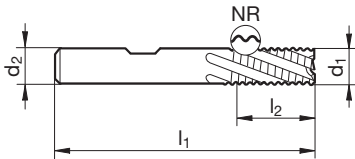
Katalog-Nr. 54816



P	M	K	N	S	H
•	•	•			

Arbeitsrichtwerte
Seite 582

- grobe Schrupp-Kordel-Verzahnung
- Zentrumschnitt



d1 k12 mm	d2 h6 mm	l1 mm	l2 mm	Z	Code-Nr.
6,000	6,000	57,000	13,000	4	6,000
8,000	10,000	69,000	19,000	4	8,000
10,000	10,000	72,000	22,000	4	10,000
12,000	12,000	83,000	26,000	4	12,000
14,000	12,000	83,000	26,000	4	14,000
16,000	16,000	92,000	32,000	4	16,000
18,000	16,000	92,000	32,000	4	18,000
20,000	20,000	104,000	38,000	4	20,000
22,000	20,000	104,000	38,000	4	22,000
25,000	25,000	121,000	45,000	4	25,000
28,000	25,000	121,000	45,000	4	28,000
30,000	25,000	121,000	45,000	4	30,000
32,000	32,000	133,000	53,000	4	32,000

Schnellstahl Fräser

Schruppfräser (4-Schneider)



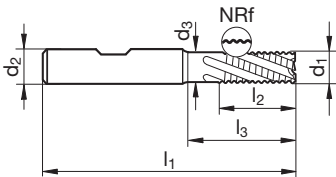
Katalog-Nr. 74845



P	M	K	N	S	H
•	•	•			

Arbeitsrichtwerte
Seite 582

- feine Schrupp-Kordel-Verzahnung
- Zentrumschnitt
- schwer zerspanbare Werkstoffe bis ca. 1400 N/mm²



d1 k12 mm	d2 h6 mm	l1 mm	l2 mm	Z	Code-Nr.
6,000	6,000	57,000	13,000	4	6,000
8,000	10,000	69,000	19,000	4	8,000
10,000	10,000	72,000	22,000	4	10,000
12,000	12,000	83,000	26,000	4	12,000
14,000	12,000	83,000	26,000	4	14,000
16,000	16,000	92,000	32,000	4	16,000
18,000	16,000	92,000	32,000	4	18,000
20,000	20,000	104,000	38,000	4	20,000
25,000	25,000	121,000	45,000	5	25,000

Schnellstahl Fräser

Schruppfräser (4-Schneider)



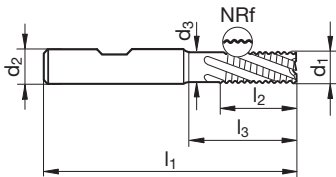
Katalog-Nr. 54845



P	M	K	N	S	H
•	•	•			

Arbeitsrichtwerte
Seite 582

- feine Schrapp-Kordel-Verzahnung
- Zentrumschnitt
- schwer zerspanbare Werkstoffe bis ca. 1400 N/mm²



d1 k12 mm	d2 h6 mm	l1 mm	l2 mm	Z	Code-Nr.
6,000	6,000	57,000	13,000	4	6,000
8,000	10,000	69,000	19,000	4	8,000
10,000	10,000	72,000	22,000	4	10,000
12,000	12,000	83,000	26,000	4	12,000
14,000	12,000	83,000	26,000	4	14,000
16,000	16,000	92,000	32,000	4	16,000
18,000	16,000	92,000	32,000	4	18,000
20,000	20,000	104,000	38,000	4	20,000
25,000	25,000	121,000	45,000	5	25,000

Schnellstahl Fräser

Schruppfräser (4-Schneider)



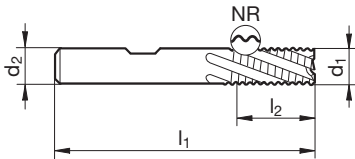
Katalog-Nr. 74836



P	M	K	N	S	H
•	•	•			

Arbeitsrichtwerte
Seite 582

- grobe Schrupp-Kordel-Verzahnung
- lang
- Zentrumschnitt



d1 k12 mm	d2 h6 mm	l1 mm	l2 mm	Z	Code-Nr.
6,000	6,000	68,000	24,000	4	6,000
8,000	10,000	88,000	38,000	4	8,000
10,000	10,000	95,000	45,000	4	10,000
12,000	12,000	110,000	53,000	4	12,000
16,000	16,000	123,000	63,000	4	16,000
18,000	16,000	123,000	63,000	4	18,000
20,000	20,000	141,000	75,000	4	20,000
25,000	25,000	166,000	90,000	4	25,000

Schnellstahl Fräser

Schruppfräser (4-Schneider)



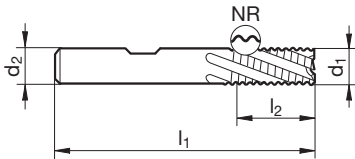
Katalog-Nr. 54836



P	M	K	N	S	H
•	•	•			

Arbeitsrichtwerte
Seite 582

- grobe Schrupp-Kordel-Verzahnung
- lang
- Zentrumschnitt



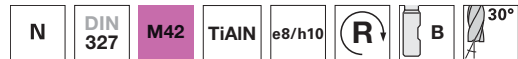
d1 k12 mm	d2 h6 mm	l1 mm	l2 mm	Z	Code-Nr.
6,000	6,000	68,000	24,000	4	6,000
8,000	10,000	88,000	38,000	4	8,000
10,000	10,000	95,000	45,000	4	10,000
12,000	12,000	110,000	53,000	4	12,000
14,000	12,000	110,000	53,000	4	14,000
16,000	16,000	123,000	63,000	4	16,000
18,000	16,000	123,000	63,000	4	18,000
20,000	20,000	141,000	75,000	4	20,000
25,000	25,000	166,000	90,000	4	25,000

Schnellstahl Fräser

Radiusfräser



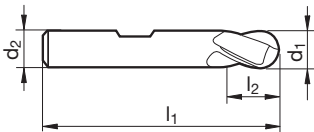
Katalog-Nr. 54275



P	M	K	N	S	H
•	•	•	•		

Arbeitsrichtwerte
Seite 580

- extra kurz
- Zentrumschnitt
- Vollradius
- Werkstoffe bis ca. 1000 N/mm²



d1 mm	d1	d2 mm	l1 mm	l2 mm	Z	Code-Nr.
2,000	e8	6,000	48,000	4,000	2	2,000
3,000	e8	6,000	49,000	5,000	2	3,000
4,000	e8	6,000	51,000	7,000	2	4,000
5,000	e8	6,000	52,000	8,000	2	5,000
6,000	e8	6,000	52,000	8,000	2	6,000
7,000	e8	10,000	60,000	10,000	2	7,000
8,000	e8	10,000	61,000	11,000	2	8,000
10,000	e8	10,000	63,000	13,000	2	10,000
12,000	e8	12,000	73,000	16,000	2	12,000
13,000	h10	12,000	73,000	16,000	2	13,000
14,000	e8	12,000	73,000	16,000	2	14,000
15,000	h10	12,000	73,000	16,000	2	15,000
16,000	e8	16,000	79,000	19,000	2	16,000
20,000	e8	20,000	88,000	22,000	2	20,000

Schnellstahl Fräser

Radiusfräser



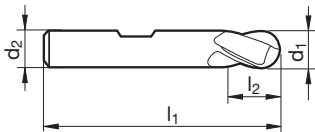
Katalog-Nr. 54276




P	M	K	N	S	H
•	•	•	•		

Arbeitsrichtwerte
Seite 580

- Zentrumschnitt
- Vollradius
- Werkstoffe bis ca. 1000 N/mm²



d1 mm	d1	d2 mm	l1 mm	l2 mm	Z	Code-Nr.
3,000	h10	6,000	56,000	8,000	2	3,000
4,000	h10	6,000	63,000	11,000	2	4,000
5,000	h10	6,000	68,000	13,000	2	5,000
6,000	h10	6,000	68,000	13,000	2	6,000
7,000	h10	10,000	80,000	16,000	2	7,000
8,000	h10	10,000	88,000	19,000	2	8,000
10,000	h10	10,000	95,000	22,000	2	10,000
12,000	h10	12,000	110,000	26,000	2	12,000
14,000	h10	12,000	110,000	26,000	2	14,000
16,000	h10	16,000	123,000	32,000	2	16,000
18,000	h10	16,000	123,000	32,000	2	18,000
20,000	h10	20,000	141,000	38,000	2	20,000





REIB- UND SENKWERKZEUGE



ISO-CODES

P	Stahl, hochlegierter Stahl
M	Rostfreier Stahl
K	Grauguss, Sphäroguss und Temperguss
N	Aluminium und andere Nichteisenmetalle
S	Sonder-, Super- und Titanlegierungen
H	Gehärteter Stahl und Hartguss

Auf den Produktseiten finden Sie zu jedem Werkzeug Empfehlungen zur Eignung für die Anwendungsgruppen bzw. die Angaben von max. Zugfestigkeit und Härte:

- optimal geeignet
- bedingt geeignet
- nicht geeignet



PIKTOGRAMME

SCHNEIDSTOFF	VHM		HM		HSS-E	HSS					
	Vollhartmetall		Hartmetall								
BESCHICHTUNG	blank	nitriert	dampfbehandelt	AlTiN nano	Al-TiN	TiN					
Ø-TOLERANZ	H7	+0,005	+0,004 +0,005	js9							
SENKWINKEL											
SCHNEIDRICHTUNG											
SCHAFTFORM											
SPIRALWINKEL											
NORM	DIN 9	DIN 206	DIN 208	DIN 212-2	DIN 212-3	DIN 311	DIN 334	DIN 335	DIN 373		
	DIN 2179	~DIN 8050	~DIN 8051	~DIN 8093	WN						
Werksnorm											
TYP	SuperR-HS-S	SuperR-HS-D	Super AF-60	Super AF-90	Super AF-120	Super AD-90	SuperE-U				
FORM	A	B	C	D							

P	M	K	N	S	H	Typ	Schneid- richtung	Form	Schneidstoff	Oberfläche	Norm	d1/mm	Katalog-Nr.	Progr. Seite
---	---	---	---	---	---	-----	----------------------	------	--------------	------------	------	-------	-------------	-----------------

VHM-Hochleistungs-Reibahlen

	•	•	•	•	•	SuperR- HS-S	rechts		VHM	AlTiN nano	Werksnorm	3,000 - 20,000	72870	694
	•	•	•	•	•	SuperR- HS-D	rechts		VHM	AlTiN nano	Werksnorm	3,000 - 20,000	72871	695
	•	•	•	•	•	SuperR- HS-S	rechts		VHM	AlTiN nano	Werksnorm	2,970 - 12,030	72872	696
	•	•	•	•	•	SuperR- HS-D	rechts		VHM	AlTiN nano	Werksnorm	2,970 - 12,030	72873	698

NC-Maschinen-Reibahlen

	•	•	•	•	•		rechts	B	VHM	blank	Werksnorm	0,980 - 12,050	72920	700
	•	•	•	•	•		rechts	B	VHM	blank	Werksnorm	3,000 - 12,000	72930	702

HM-Maschinen Reibahlen

	•	•	•	•	•	○	rechts	A	HM	blank	~DIN 8050	5,000 - 20,000	72868	704
	•	•	•	•	•	○	rechts	B	HM	blank	~DIN 8050	5,000 - 20,000	72867	705
	•	•	•	•	•	○	rechts	A	HM	blank	~DIN 8051	10,000 - 30,000	72860	708
	•	•	•	•	•	○	rechts	B	HM	blank	~DIN 8051	6,000 - 32,000	72859	709
	•	•	•	•	•	○	rechts	A	HM	blank	~DIN 8093	1,200 - 16,000	72880	706
	•	•	•	•	•	○	rechts	B	HM	blank	~DIN 8093	1,000 - 16,000	72881	707

P	M	K	N	S	H	Typ	Schneid- richtung	Form	Schneidstoff	Oberfläche	Norm	d1/mm	Katalog-Nr.	Progr. Seite
---	---	---	---	---	---	-----	----------------------	------	--------------	------------	------	-------	-------------	-----------------

NC-Maschinen-Reibahlen

			rechts	B	HSS-E	blank	DIN 212-3	1,000 - 12,030	72900	710
			rechts	B	HSS-E	blank	DIN 212-3	1,500 - 20,000	72910	712

Maschinen-Reibahlen

			rechts	A	HSS-E	blank	DIN 208	8,000 - 35,000	72660	718
			rechts	B	HSS-E	blank	DIN 208	5,000 - 50,000	72670	719
			rechts	A	HSS-E	blank	DIN 212-2	2,200 - 20,000	72640	716
			rechts	B	HSS-E	blank	DIN 212-2	2,200 - 20,000	72650	717
			rechts	B	HSS-E	blank	DIN 212-2	0,980 - 12,000	72654	714

Maschinen-Schäl-Reibahlen

			rechts	C	HSS-E	blank	DIN 212-2	4,000 - 13,000	72690	720
--	--	--	--------	---	-------	-------	-----------	----------------	--------------	-----

Maschinen-Nietloch-Reibahlen

			rechts		HSS	nitriert	DIN 311	9,500 - 37,000	72680	721
--	--	--	--------	--	-----	----------	---------	----------------	--------------	-----

Maschinen-Kegel-Reibahlen

			rechts		HSS-E	blank	DIN 2179	2,000 - 12,000	72741	722
--	--	--	--------	--	-------	-------	----------	----------------	--------------	-----

P	M	K	N	S	H	Typ	Schneid- richtung	Form	Schneidstoff	Oberfläche	Norm	d1/mm	Katalog-Nr.	Progr. Seite
---	---	---	---	---	---	-----	----------------------	------	--------------	------------	------	-------	-------------	-----------------

Hand-Kegel-Reibahlen



•	•	•	•	•			rechts	A	HSS	blank	DIN 9	1,000 - 16,000	72730	723
---	---	---	---	---	--	--	--------	---	-----	-------	-------	----------------	--------------	-----

Hand-Reibahlen



•	•	•	•	•			rechts	A	HSS	blank	DIN 206	2,500 - 34,000	72600	724
---	---	---	---	---	--	--	--------	---	-----	-------	---------	----------------	--------------	-----



•	•	•	•	•			rechts	B	HSS	blank	DIN 206	2,000 - 35,000	72610	725
---	---	---	---	---	--	--	--------	---	-----	-------	---------	----------------	--------------	-----

Kegelsenker 60°



•	•	•	•	•	•		rechts	C	HSS	TiN	DIN 334	6,300 - 25,000	62327	727
---	---	---	---	---	---	--	--------	---	-----	-----	---------	----------------	--------------	-----



•	•	•	•	•	•		rechts	C	HSS	blank	DIN 334	6,300 - 25,000	72326	726
---	---	---	---	---	---	--	--------	---	-----	-------	---------	----------------	--------------	-----

Kegelsenker 90°



•	•	•	•	•	•		rechts	A	HSS	dampfbe- handelt	DIN 335	8,000 - 20,000	72345	731
---	---	---	---	---	---	--	--------	---	-----	---------------------	---------	----------------	--------------	-----



•	•	•	•	•	•		rechts	C	HSS	TiN	DIN 335	4,300 - 31,000	62347	729
---	---	---	---	---	---	--	--------	---	-----	-----	---------	----------------	--------------	-----



•	•	•	•	•	•		rechts	C	HSS	blank	DIN 335	4,300 - 31,000	72346	728
---	---	---	---	---	---	--	--------	---	-----	-------	---------	----------------	--------------	-----



•	•	•	•	•	•		rechts	D	HSS	blank	DIN 335	15,000 - 80,000	72356	730
---	---	---	---	---	---	--	--------	---	-----	-------	---------	-----------------	--------------	-----

P	M	K	N	S	H	Typ	Schneid- richtung	Form	Schneidstoff	Oberfläche	Norm	d1/mm	Katalog-Nr.	Progr. Seite
---	---	---	---	---	---	-----	----------------------	------	--------------	------------	------	-------	-------------	-----------------

Kegelsenkersätze 90°



●	○	●	○	○			rechts	C	HSS	TiN	DIN 335		62399	733
---	---	---	---	---	--	--	--------	---	------------	-----	---------	--	--------------	-----



●	○	●	●	○			rechts	C	HSS	blank	DIN 335		72399	732
---	---	---	---	---	--	--	--------	---	------------	-------	---------	--	--------------	-----

Flachsenker mit Führungszapfen, Senkung fein



●	○	●	●	○			rechts		HSS	blank	DIN 373	6,000 - 20,000	72304	734
---	---	---	---	---	--	--	--------	--	------------	-------	---------	----------------	--------------	-----

Flachsenker mit Führungszapfen, Senkung mittel



●	○	●	●	○			rechts		HSS	blank	DIN 373	6,000 - 18,000	72305	735
---	---	---	---	---	--	--	--------	--	------------	-------	---------	----------------	--------------	-----

Entgratfräser 60°



●	●	●	●	●		SuperAF-60	rechts		VHM	AlTiN	Werksnorm	4,000 - 12,000	53393	736
---	---	---	---	---	--	------------	--------	--	------------	-------	-----------	----------------	--------------	-----



●	●	●	●	●		SuperAF-60	rechts		VHM	AlTiN	Werksnorm	6,000 - 12,000	53394	737
---	---	---	---	---	--	------------	--------	--	------------	-------	-----------	----------------	--------------	-----

Entgratfräser 90°



●	●	●	●	●		SuperAF-90	rechts		VHM	AlTiN	Werksnorm	4,000 - 12,000	53395	738
---	---	---	---	---	--	------------	--------	--	------------	-------	-----------	----------------	--------------	-----

P	M	K	N	S	H	Typ	Schneid- richtung	Form	Schneidstoff	Oberfläche	Norm	d1/mm	Katalog-Nr.	Progr. Seite
---	---	---	---	---	---	-----	----------------------	------	--------------	------------	------	-------	-------------	-----------------

Entgratfräser 90°



•	•	•	•	•		SuperAF-90	rechts		VHM	AlTiN	Werksnorm	4,000 - 12,000	53396	739
---	---	---	---	---	--	------------	--------	--	------------	-------	-----------	----------------	--------------	-----

Entgratfräser 120°



•	•	•	•	•		SuperAF-120	rechts		VHM	AlTiN	Werksnorm	4,000 - 12,000	53397	740
---	---	---	---	---	--	-------------	--------	--	------------	-------	-----------	----------------	--------------	-----



•	•	•	•	•		SuperAF-120	rechts		VHM	AlTiN	Werksnorm	6,000 - 12,000	53398	741
---	---	---	---	---	--	-------------	--------	--	------------	-------	-----------	----------------	--------------	-----

Vor- und Rückwärtsentgrater 90°



•	•	•	•	•		SuperAD-90	rechts		VHM	AlTiN nano	Werksnorm	3,000 - 12,000	52365	742
---	---	---	---	---	--	------------	--------	--	------------	------------	-----------	----------------	--------------	-----

Entgratgabeln



•	•	•	○	•		SuperE-U	rechts		VHM	blank	Werksnorm	2,000 - 8,000	52360	743
---	---	---	---	---	--	----------	--------	--	------------	-------	-----------	---------------	--------------	-----

Arbeitsrichtwerte für Reibwerkzeuge

		Vorschubreihen					
Code-Buchstabe	E	F	G	H	I	J	
Werkzeug-Ø mm	3,15	0,080	0,100	0,125	0,300	0,500	0,800
	4,00	0,100	0,125	0,160	0,300	0,500	1,000
	5,00	0,100	0,125	0,160	0,400	0,600	1,000
	6,30	0,125	0,160	0,200	0,400	0,700	1,200
	8,00	0,160	0,200	0,250	0,600	1,000	1,800
	10,00	0,200	0,250	0,315	0,600	1,200	1,800
	12,50	0,200	0,250	0,315	0,800	1,200	2,000
	16,00	0,250	0,315	0,400	0,800	1,400	2,200
	20,00	0,315	0,400	0,500	0,800	1,400	2,200

Werkzeuge mit fett gedruckten Vorschubreihen-Codebuchstaben sind für die entsprechende Werkstoffgruppe vorrangig einzusetzen.

Durchmesser	Untermaße (Richtwerte)
< 6 mm	0,1 - 0,2 mm
< 10 mm	0,2 mm
< 16 mm	0,2 - 0,3 mm
< 25 mm	0,3 - 0,4 mm
> 25 mm	0,4 mm

Kühlmitteleinsatz:

Schneidöl, hochaktiviert, grenzflächenaktives Schmiermittel mit wirksamen Stoffen (Additiven), die chemisch reagieren und dabei einen besonders haftenden und verschleißmindernden Schmierfilm erzeugen.

- Bohrölemulsion
- ohne Schmiermittel
- nur Luftkühlung

Werkstoffgruppe	Werkstoffbeispiele, neue Bezeichnung (in Klammern alte Bezeichnung) Fettgedruckte Zahlen = Werkstoff-Nr. nach DIN EN	Zugfestigkeit MPa (N/mm ²)	Härte	Kühlmittel
Allgemeine Baustähle	1.0035 S185(St33), 1.0486 P275N(StE285), 1.0345 P235GH(H1), 1.0425 P265GH(H2) 1.0050 E295 (St50-2), 1.0070 E360 (St70-2), 1.8937 P500NH (WStE500)	≤500 >500-850		<input checked="" type="checkbox"/> <input checked="" type="checkbox"/>
Automatenstähle	1.0718 11SMnPb30 (9SMnPb28), 1.0736 11SMn37 (9SMn36) 1.0727 46S20 (45S20), 1.0728 (60S20), 1.0757 46SPb20 (45SPb20)	≤850 850-1000		<input checked="" type="checkbox"/> <input checked="" type="checkbox"/>
Unlegierte Vergütungsstähle	1.0402 C22, 1.1178 C30E (Ck30) 1.0503 C45, 1.1191 C45E (Ck45) 1.0601 C60, 1.1221 C60E (Ck60)	≤ 700 700-850 850-1000		<input checked="" type="checkbox"/> <input checked="" type="checkbox"/> <input checked="" type="checkbox"/>
Legierte Vergütungsstähle	1.5131 50MnSi4, 1.7003 38Cr2, 1.7030 28Cr4 1.5710 36NiCr6, 1.7035 41Cr4, 1.7225 42CrMo4	850-≤1000 1000-1200		<input checked="" type="checkbox"/> <input checked="" type="checkbox"/>
Unlegierte Einsatzstähle	1.0301 (C10), 1.1121 C10E (Ck10)	≤750		<input checked="" type="checkbox"/>
Legierte Einsatzstähle	1.7043 38Cr4 1.5752 15NiCr13 (15NiCr13), 1.7131 16MnCr5, 1.7264 20CrMo5	850-≤1000 1000-1200		<input checked="" type="checkbox"/> <input checked="" type="checkbox"/>
Nitrierstähle	1.8504 34CrAl6 1.8519 31CrMoV9, 1.8550 34CrAlNi7	≥850-≤1000 >1000-1200		<input checked="" type="checkbox"/> <input checked="" type="checkbox"/>
Werkzeugstähle	1.1750 C75W, 1.2067 102Cr6, 1.2307 29CrMoV9 1.2080 X210Cr12, 1.2083 X42Cr13, 1.2419 105WCr6, 1.2767 X45NiCrMo4	≤850 >850-1000		<input checked="" type="checkbox"/> <input checked="" type="checkbox"/>
Schnellarbeitsstähle	1.3243 S 6-5-2-5, 1.3343 S 6-5-2, 1.3344 S 6-5-3	≥650-1000		<input checked="" type="checkbox"/>
Federstähle	1.5026 55Si7, 1.7176 55Cr3, 1.8159 51CrV4 (51CrV4)		≤330 HB	<input checked="" type="checkbox"/>
Gehärtete Stähle	-		≤40-48 HRC >48-60 HRC	<input checked="" type="checkbox"/> <input checked="" type="checkbox"/>
Rostfreie Stähle, geschwefelt	1.4005 X12CrS13, 1.4104 X14CrMoS17, 1.4105 X6CrMoS17, 1.4305 X8CrNiS18-9	≤850		<input checked="" type="checkbox"/>
austenitisch	1.4301 X5CrNi18-10 (V2A), 1.4541 X6CrNiTi18-10, 1.4571 X6CrNiMoTi 17-12-2 (V4A)	≤850		<input checked="" type="checkbox"/>
martensitisch	1.4057 X20CrNi 17 2 (X17CrNi16-2), 1.4122 X39CrMo17-1, 1.4521 X2CrMoTi18-2	≤850		<input checked="" type="checkbox"/>
Gusseisen	0.6010 EN-GJL-100(GG10), 0.6020 EN-GJL-200(GG20) 0.6025 EN-GJL-250(GG25), 0.6035 EN-GJL-350(GG35)	850-≤1000 1000-1200		<input checked="" type="checkbox"/> <input checked="" type="checkbox"/>
Kugelgraphit- und Temperguss	0.7050 EN-GJS-500-7(GGG50), 0.8035 EN-GJMW-350-4(GTW35) 0.7070 EN-GJS-700-2(GGG70), 0.8170 EN-GJMB-700-2(GTS70)		≤240 HB <300 HB	<input checked="" type="checkbox"/> <input checked="" type="checkbox"/>
Hartguss	-		≤350 HB	<input checked="" type="checkbox"/>
Neue Gusswerkstoffe GGV	EN-GJV250 (GGV25), EN-GJV350 (GGV35) EN-GJV400 (GGV40), EN-GJV500 (GGV50), SiMo6			<input checked="" type="checkbox"/> <input checked="" type="checkbox"/>
Neue Gusswerkstoffe ADI	EN-GJS-800-8 (ADI800), EN-GJS-1000-5 (ADI1000) EN-GJS-1200-2 (ADI1200), EN-GJS-1400-1 (ADI1400)	800-1000 1200-1400		<input checked="" type="checkbox"/> <input checked="" type="checkbox"/>
Sonderlegierungen	Nimonic, Inconel, Monel, Hastelloy	≤1200		<input checked="" type="checkbox"/>
Titan und Titan-Legierungen	3.7024 Ti99,5, 3.7114 TiAl5Sn2,5, 3.7124 TiCu2 3.7154 TiAl6Zr5, 3.7165 TiAl6V4, 3.7184 TiAl4Mo4Sn2,5, - TiAl8Mo1V1	≤850 >850-1200		<input checked="" type="checkbox"/> <input checked="" type="checkbox"/>
Aluminium und Al-Legierungen	3.0255 Al99,5, 3.2315 AlMgSi1, 3.3515 AlMg1	≤400		<input checked="" type="checkbox"/>
Al-Knetlegierungen	3.0615 AlMgSiPb, 3.1325 AlCuMg1, 3.3245 AlMg3Si, 3.4365 AlZnMgCu1,5	≤450		<input checked="" type="checkbox"/>
Al-Gusslegierungen ≤ 10 % Si	3.2131 G-AlSi5Cu1, 3.2153 G-AlSi7Cu3, 3.2573 G-AlSi9	≤600		<input checked="" type="checkbox"/>
> 10 % Si	3.2581 G-AlSi12, 3.2583 G-AlSi12Cu, - G-AlSi12CuNiMg	≤600		<input checked="" type="checkbox"/>
Magnesium-Legierungen	3.5200 MgMn2, 3.5812.05 G-MgAl8Zn1, 3.5612.05 G-MgAl6Zn1	≤450		<input type="checkbox"/>
Kupfer, niedriglegiert	2.0070 SE-Cu, 2.1020 CuSn6, 2.1096 G-CuSn5ZnPb	≤400		<input checked="" type="checkbox"/>
Messing, kurzspanend	2.0380 CuZn39Pb2, 2.0401 CuZn39Pb3, 2.0410 CuZn43Pb2	≤600		<input checked="" type="checkbox"/>
langspanend	2.0250 CuZn20, 2.0280 CuZn33, 2.0332 CuZn37Pb0,5	≤600		<input checked="" type="checkbox"/>
Bronzen, kurzspanend	2.1090 CuSn7ZnPb, 2.1170 CuPb5Sn5, 2.1176 CuPb10Sn 2.0790 CuNi18Zn19Pb	≤600 >600-850		<input checked="" type="checkbox"/> <input checked="" type="checkbox"/>
Bronzen, langspanend	2.0916 CuAl5, 2.0960 CuAl9Mn, 2.1050 CuSn10 2.0980 CuAl11Ni, 2.1247 CuBe2	≤850 >850-1000		<input checked="" type="checkbox"/> <input checked="" type="checkbox"/>
Kunststoffe, duroplastisch	Epoxidharz, Resopal, Pertinax, Moltopren			- <input type="checkbox"/>
thermoplastisch	Plexiglas, Hostalen, Novodur, Makralon			- <input checked="" type="checkbox"/>
Kunststoffe, aramidfaserverstärkt	Kevlar			- <input type="checkbox"/>
glas-/kohlefaserverstärkt	GFK/CFK			- <input type="checkbox"/>

SuperR-HS Reibahlen

Katalog-Nr.	72870	72871
Schneidstoff	HM/K10	
Oberfläche	AlTiN nano	
DIN	WN	WN
Form		
Katalogseite	694	695



72872	72873
HM/K10	
AlTiN nano	
WN	WN
696	698



NC- Reibahlen

72920	72930
HM/K10	
blank	blank
WN	WN
B	B
700	702



Maschinen- Reibahlen

72868	72867	72860	72859	72880	72881
HM/K10					
blank	blank	blank	blank	blank	blank
8050	8050	8051	8051	8093	8093
A	B	A	B	A	B
704	705	708	709	706	707



V _c m/min	VR-Code		V _c m/min	VR-Code		V _c m/min	VR-Code		V _c m/min	VR-Code						
185	I-J	I-J	185	I-J	I-J	18	F	F	18	F	F	F	F	F	F	F
185	I-J	I-J	185	I-J	I-J	16	F	F	16	F	F	F	F	F	F	F
185	I-J	I-J	185	I-J	I-J	18	F	F	18	F	F	F	F	F	F	F
185	I-J	I-J	185	I-J	I-J	16	F	F	16	F	F	F	F	F	F	F
185	I-J	I-J	185	I-J	I-J	18	E	E	18	E	E	E	E	E	E	E
185	I-J	I-J	185	I-J	I-J	16	F	F	16	F	F	F	F	F	F	F
185	I-J	I-J	185	I-J	I-J	14	E	E	14	E	E	E	E	E	E	E
185	I-J	I-J	185	I-J	I-J	14	E	E	14	E	E	E	E	E	E	E
185	I-J	I-J	185	I-J	I-J	12	E	E	12	E	E	E	E	E	E	E
185	I-J	I-J	185	I-J	I-J	18	E	E	18	E	E	E	E	E	E	E
185	I-J	I-J	185	I-J	I-J	14	E	E	14	E	E	E	E	E	E	E
185	I-J	I-J	185	I-J	I-J	12	E	E	12	E	E	E	E	E	E	E
185	I-J	I-J	185	I-J	I-J	14	E	E	14	E	E	E	E	E	E	E
185	I-J	I-J	185	I-J	I-J	12	E	E	12	E	E	E	E	E	E	E
185	I-J	I-J	185	I-J	I-J	10	E	E	10	E	E	E	E	E	E	E
90	I-J	I-J	90	I-J	I-J	10	E	E	10	E	E	E	E	E	E	E
45	G-H	G-H	45	G-H	G-H											
50	G-H	G-H	50	G-H	G-H											
45	G-H	G-H	45	G-H	G-H											
90	H-I	H-I	90	H-I	H-I	8	E	E	8	E	E	E	E	E	E	E
60	H-I	H-I	60	H-I	H-I	6	E	E	6	E	E	E	E	E	E	E
90	H-I	H-I	90	H-I	H-I	6	E	E	6	E	E	E	E	E	E	E
100	I-J	I-J	100	I-J	I-J	20	E	E	20	E	E	E	E	E	E	E
100	I-J	I-J	100	I-J	I-J	18	E	E	18	E	E	E	E	E	E	E
185	I-J	I-J	185	I-J	I-J	20	E	E	20	E	E	E	E	E	E	E
90	I-J	I-J	90	I-J	I-J	18	E	E	18	E	E	E	E	E	E	E
40	H-I	H-I	40	H-I	H-I											
80	I-J	I-J	80	I-J	I-J	16	E	E	16	E	E	E	E	E	E	E
80	I-J	I-J	80	I-J	I-J	16	E	E	16	E	E	E	E	E	E	E
80	I-J	I-J	80	I-J	I-J											
80	I-J	I-J	80	I-J	I-J											
50	G-H	G-H	50	G-H	G-H											
60	H-I	H-I	60	H-I	H-I	10	E	E	10	E	E	E	E	E	E	E
60	H-I	H-I	60	H-I	H-I	10	E	E	10	E	E	E	E	E	E	E
						30	G	G	30	G	G	G	G	G	G	G
						30	G	G	30	G	G	G	G	G	G	G
						40	F	F	40	F	F	F	F	F	F	F
						30	F	F	30	F	F	F	F	F	F	F
120	I-J	I-J	120	I-J	I-J	25	F	F	25	F	F	F	F	F	F	F
						25	F	F	25	F	F	F	F	F	F	F
175	I-J	I-J	175	I-J	I-J	35	F	F	35	F	F	F	F	F	F	F
						30	F	F	30	F	F	F	F	F	F	F
175	I-J	I-J	175	I-J	I-J	35	F	F	35	F	F	F	F	F	F	F
175	I-J	I-J	175	I-J	I-J	30	F	F	30	F	F	F	F	F	F	F
						30	F	F	30	F	F	F	F	F	F	F
						25	F	F	25	F	F	F	F	F	F	F
140	I-J	I-J	140	I-J	I-J	20	G	G	20	G	G	G	G	G	G	G
140	I-J	I-J	140	I-J	I-J	20	G	G	20	G	G	G	G	G	G	G
80	E	E	80	E	E											
80	E	E	80	E	E											

Arbeitsrichtwerte für Reibwerkzeuge

		Vorschubreihen					
Code-Buchstabe		E	F	G	H	I	J
Werkzeug-Ø mm	3,15	0,080	0,100	0,125	0,300	0,500	0,800
	4,00	0,100	0,125	0,160	0,300	0,500	1,000
	5,00	0,100	0,125	0,160	0,400	0,600	1,000
	6,30	0,125	0,160	0,200	0,400	0,700	1,200
	8,00	0,160	0,200	0,250	0,600	1,000	1,800
	10,00	0,200	0,250	0,315	0,600	1,200	1,800
	12,50	0,200	0,250	0,315	0,800	1,200	2,000
	16,00	0,250	0,315	0,400	0,800	1,400	2,200
	20,00	0,315	0,400	0,500	0,800	1,400	2,200

Werkzeuge mit fett gedruckten Vorschubreihen-Codebuchstaben sind für die entsprechende Werkstoffgruppe vorrangig einzusetzen.

Durchmesser	Untermaße (Richtwerte)
< 6 mm	0,1 - 0,2 mm
< 10 mm	0,2 mm
< 16 mm	0,2 - 0,3 mm
< 25 mm	0,3 - 0,4 mm
> 25 mm	0,4 mm

Kühlmitteleinsatz:

Schneidöl, hochaktiviert, grenzflächenaktives Schmiermittel mit wirksamen Stoffen (Additiven), die chemisch reagieren und dabei einen besonders haftenden und verschleißmindernden Schmierfilm erzeugen.

- Bohrölemulsion
- ohne Schmiermittel
- nur Luftkühlung

Werkstoffgruppe	Werkstoffbeispiele, neue Bezeichnung (in Klammern alte Bezeichnung) Fettgedruckte Zahlen = Werkstoff-Nr. nach DIN EN	Zugfestigkeit MPa (N/mm ²)	Härte	Kühl- mittel
Allgemeine Baustähle	1.0035 S185(St33), 1.0486 P275N(StE285), 1.0345 P235GH(H1), 1.0425 P265GH(H2) 1.0050 E295 (St50-2), 1.0070 E360 (St70-2), 1.8937 P500NH (WStE500)	≤500 >500-850		<input checked="" type="checkbox"/> <input checked="" type="checkbox"/>
Automatenstähle	1.0718 11SMnPb30 (9SMnPb28), 1.0736 11SMn37 (9SMn36) 1.0727 46S20 (45S20), 1.0728 (60S20), 1.0757 46SPb20 (45SPb20)	≤850 850-1000		<input checked="" type="checkbox"/> <input checked="" type="checkbox"/>
Unlegierte Vergütungsstähle	1.0402 C22, 1.1178 C30E (Ck30) 1.0503 C45, 1.1191 C45E (Ck45) 1.0601 C60, 1.1221 C60E (Ck60)	≤ 700 700-850 850-1000		<input checked="" type="checkbox"/> <input checked="" type="checkbox"/> <input checked="" type="checkbox"/>
Legierte Vergütungsstähle	1.5131 50MnSi4, 1.7003 38Cr2, 1.7030 28Cr4 1.5710 36NiCr6, 1.7035 41Cr4, 1.7225 42CrMo4	850-≤1000 1000-1200		<input checked="" type="checkbox"/> <input checked="" type="checkbox"/>
Unlegierte Einsatzstähle	1.0301 (C10), 1.1121 C10E (Ck10)	≤750		<input checked="" type="checkbox"/>
Legierte Einsatzstähle	1.7043 38Cr4 1.5752 15NiCr13 (15NiCr13), 1.7131 16MnCr5, 1.7264 20CrMo5	850-≤1000 1000-1200		<input checked="" type="checkbox"/> <input checked="" type="checkbox"/>
Nitrierstähle	1.8504 34CrAl6 1.8519 31CrMoV9, 1.8550 34CrAlNi7	≥850-≤1000 >1000-1200		<input checked="" type="checkbox"/> <input checked="" type="checkbox"/>
Werkzeugstähle	1.1750 C75W, 1.2067 102Cr6, 1.2307 29CrMoV9 1.2080 X210Cr12, 1.2083 X42Cr13, 1.2419 105WCr6, 1.2767 X45NiCrMo4	≤850 >850-1000		<input checked="" type="checkbox"/> <input checked="" type="checkbox"/>
Schnellarbeitsstähle	1.3243 S 6-5-2-5, 1.3343 S 6-5-2, 1.3344 S 6-5-3	≥650-1000		<input checked="" type="checkbox"/>
Federstähle	1.5026 55Si7, 1.7176 55Cr3, 1.8159 51CrV4 (51CrV4)		≤330 HB	<input checked="" type="checkbox"/>
Gehärtete Stähle	-		≤40-48 HRC >48-60 HRC	<input checked="" type="checkbox"/> <input checked="" type="checkbox"/>
Rostfreie Stähle, geschwefelt	1.4005 X12CrS13, 1.4104 X14CrMoS17, 1.4105 X6CrMoS17, 1.4305 X8CrNiS18-9	≤850		<input checked="" type="checkbox"/>
austenitisch	1.4301 X5CrNi18-10 (V2A), 1.4541 X6CrNiTi18-10, 1.4571 X6CrNiMoTi 17-12-2 (V4A)	≤850		<input checked="" type="checkbox"/>
martensitisch	1.4057 X20CrNi 17 2 (X17CrNi16-2), 1.4122 X39CrMo17-1, 1.4521 X2CrMoTi18-2	≤850		<input checked="" type="checkbox"/>
Gusseisen	0.6010 EN-GJL-100(GG10), 0.6020 EN-GJL-200(GG20) 0.6025 EN-GJL-250(GG25), 0.6035 EN-GJL-350(GG35)	850-≤1000 1000-1200		<input checked="" type="checkbox"/> <input checked="" type="checkbox"/>
Kugelgraphit- und Temperguss	0.7050 EN-GJS-500-7(GGG50), 0.8035 EN-GJMW-350-4(GTW35) 0.7070 EN-GJS-700-2(GGG70), 0.8170 EN-GJMB-700-2(GTS70)		≤240 HB <300 HB	<input checked="" type="checkbox"/> <input checked="" type="checkbox"/>
Hartguss	-		≤350 HB	<input checked="" type="checkbox"/>
Neue Gusswerkstoffe GGV	EN-GJV250 (GGV25), EN-GJV350 (GGV35) EN-GJV400 (GGV40), EN-GJV500 (GGV50), SiMo6			<input checked="" type="checkbox"/> <input checked="" type="checkbox"/>
Neue Gusswerkstoffe ADI	EN-GJS-800-8 (ADI800), EN-GJS-1000-5 (ADI1000) EN-GJS-1200-2 (ADI1200), EN-GJS-1400-1 (ADI1400)	800-1000 1200-1400		<input checked="" type="checkbox"/> <input checked="" type="checkbox"/>
Sonderlegierungen	Nimonic, Inconel, Monel, Hastelloy	≤1200		<input checked="" type="checkbox"/>
Titan und Titan-Legierungen	3.7024 Ti99,5, 3.7114 TiAl5Sn2,5, 3.7124 TiCu2 3.7154 TiAl6Zr5, 3.7165 TiAl6V4, 3.7184 TiAl4Mo4Sn2,5, - TiAl8Mo1V1	≤850 >850-1200		<input checked="" type="checkbox"/> <input checked="" type="checkbox"/>
Aluminium und Al-Legierungen	3.0255 Al99,5, 3.2315 AlMgSi1, 3.3515 AlMg1	≤400		<input checked="" type="checkbox"/>
Al-Knetlegierungen	3.0615 AlMgSiPb, 3.1325 AlCuMg1, 3.3245 AlMg3Si, 3.4365 AlZnMgCu1,5	≤450		<input checked="" type="checkbox"/>
Al-Gusslegierungen ≤ 10 % Si	3.2131 G-AlSi5Cu1, 3.2153 G-AlSi7Cu3, 3.2573 G-AlSi9	≤600		<input checked="" type="checkbox"/>
> 10 % Si	3.2581 G-AlSi12, 3.2583 G-AlSi12Cu, - G-AlSi12CuNiMg	≤600		<input checked="" type="checkbox"/>
Magnesium-Legierungen	3.5200 MgMn2, 3.5812.05 G-MgAl8Zn1, 3.5612.05 G-MgAl6Zn1	≤450		<input type="checkbox"/>
Kupfer, niedriglegiert	2.0070 SE-Cu, 2.1020 CuSn6, 2.1096 G-CuSn5ZnPb	≤400		<input checked="" type="checkbox"/>
Messing, kurzspanend	2.0380 CuZn39Pb2, 2.0401 CuZn39Pb3, 2.0410 CuZn43Pb2	≤600		<input checked="" type="checkbox"/>
langspanend	2.0250 CuZn20, 2.0280 CuZn33, 2.0332 CuZn37Pb0,5	≤600		<input checked="" type="checkbox"/>
Bronzen, kurzspanend	2.1090 CuSn7ZnPb, 2.1170 CuPb5Sn5, 2.1176 CuPb10Sn 2.0790 CuNi18Zn19Pb	≤600 >600-850		<input checked="" type="checkbox"/> <input checked="" type="checkbox"/>
Bronzen, langspanend	2.0916 CuAl5, 2.0960 CuAl9Mn, 2.1050 CuSn10 2.0980 CuAl11Ni, 2.1247 CuBe2	≤850 >850-1000		<input checked="" type="checkbox"/> <input checked="" type="checkbox"/>
Kunststoffe, duroplastisch	Epoxidharz, Resopal, Pertinax, Moltopren			- <input type="checkbox"/>
thermoplastisch	Plexiglas, Hostalen, Novodur, Makralon			- <input checked="" type="checkbox"/>
Kunststoffe, aramidfaserverstärkt	Kevlar			- <input type="checkbox"/>
glas-/kohlefaserverstärkt	GFK/CFK			- <input type="checkbox"/>

Nietloch-Reibahlen

Katalog-Nr.	72680
Schneidstoff	HSS
Oberfläche	nitriert
DIN	311
Form	
Katalogseite	721

NC-Maschinen-Reibahlen

72900	72910
HSS-E	
blank	blank
WN	WN
B	B
710	712

Kegel-Reibahlen

72741
HSS-E
blank
2179
722

Maschinen-Reibahlen

72640	72654	72650	72660	72670
HSS-E				
blank	blank	blank	blank	blank
212	212	212	208	208
A	B	B	A	B
716	714	717	718	719

Maschinen-Schäl-Reib.

72690
HSS-E
blank
212
C
720



V _c m/min	VR-Code
14	F
12	F
10	F
10	E
8	E
6	E
12	F
6	E
8	E
12	E
8	E
5	E
4	E
12	E
12	E
10	E
8	E
8	E
4	E
3	E
18	G
18	G
18	G
18	G
16	F
16	F
20	E
16	F
14	F
10	F

V _c m/min	VR-Code	VR-Code
16	F	F
12	F	F
12	F	F
10	E	E
14	F	F
12	E	E
10	E	E
10	E	E
8	E	E
16	F	F
10	E	E
8	E	E
10	E	E
8	E	E
14	F	F
10	E	E
10	E	E
6	F	F
6	F	F
4	F	F
14	E	E
12	E	E
10	E	E
8	E	E
8	E	E
6	E	E
4	E	E
18	G	G
18	G	G
18	F	F
18	F	F
16	F	F
16	F	F
20	F	F
18	F	F
18	F	F
14	F	F
12	G	G
14	G	G

V _c m/min	VR-Code
8	F
8	F
8	E
8	E
8	E
8	E
6	E
6	E
6	E
6	E
6	E
6	E
6	E
6	E
6	E
6	E
6	E
6	E
8	G
8	G
8	G
8	G
8	F
8	F
8	F
8	F
8	F
8	F
8	F
8	F

V _c m/min	VR-Code	VR-Code	VR-Code	VR-Code	VR-Code
16	F	F	F	F	F
12	F	F	F	F	F
12	F	F	F	F	F
10	E	E	E	E	E
14	F	F	F	F	F
12	E	E	E	E	E
10	E	E	E	E	E
10	E	E	E	E	E
8	E	E	E	E	E
8	E	E	E	E	E
16	F	F	F	F	F
10	E	E	E	E	E
8	E	E	E	E	E
8	E	E	E	E	E
10	E	E	E	E	E
8	E	E	E	E	E
14	F	F	F	F	F
10	E	E	E	E	E
10	E	E	E	E	E
6	F	F	F	F	F
6	F	F	F	F	F
4	F	F	F	F	F
14	E	E	E	E	E
12	E	E	E	E	E
12	E	E	E	E	E
10	E	E	E	E	E
8	E	E	E	E	E
8	E	E	E	E	E
6	E	E	E	E	E
4	E	E	E	E	E
18	G	G	G	G	G
18	G	G	G	G	G
20	F	F	F	F	F
18	F	F	F	F	F
20	F	F	F	F	F
18	F	F	F	F	F
18	F	F	F	F	F
16	F	F	F	F	F
16	F	F	F	F	F
20	F	F	F	F	F
18	F	F	F	F	F
18	F	F	F	F	F
14	F	F	F	F	F
12	G	G	G	G	G
14	G	G	G	G	G

V _c m/min	VR-Code
16	G
12	G
12	G
14	G
12	G
16	G
10	G
5	E
22	G
22	G
20	G
16	G
18	G
12	G
14	G

Hartmetall-Reibwerkzeuge

VHM-Hochleistungs-Reibahlen



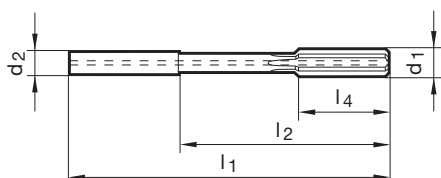
Katalog-Nr. 72870



P	M	K	N	S	H
•	•	•	•		•

Arbeitsrichtwerte
Seite 690

- mit axialem Kühlkanal zur Bearbeitung von Grundbohrungen
- für höchste Schnittwerte und hochwertige Bohrungsqualitäten
- gerade genutet, mit extrem ungleicher Teilung
- Zylinderschaft Tol. h6 zur Aufnahme in Hydrodehnspann- oder Schrumpffutter
- erhebliche Einsparpotenziale bei den Prozesskosten möglich



d1 mm	d2 h6 mm	l1 mm	l2 mm	l4 mm	Z	Code-Nr.
3,000	4,000	68,000	40,000	12,000	4	3,000
3,500	4,000	68,000	40,000	12,000	4	3,500
4,000	4,000	68,000	40,000	12,000	4	4,000
4,500	6,000	76,000	40,000	12,000	4	4,500
5,000	6,000	76,000	40,000	12,000	4	5,000
5,500	6,000	76,000	40,000	12,000	4	5,500
6,000	6,000	76,000	40,000	12,000	4	6,000
6,500	8,000	101,000	65,000	16,000	6	6,500
7,000	8,000	101,000	65,000	16,000	6	7,000
7,500	8,000	101,000	65,000	16,000	6	7,500
8,000	8,000	101,000	65,000	16,000	6	8,000
8,500	10,000	101,000	61,000	19,000	6	8,500
9,000	10,000	101,000	61,000	19,000	6	9,000
9,500	10,000	101,000	61,000	19,000	6	9,500
10,000	10,000	101,000	61,000	19,000	6	10,000
10,500	12,000	130,000	85,000	19,000	6	10,500
11,000	12,000	130,000	85,000	19,000	6	11,000
11,500	12,000	130,000	85,000	19,000	6	11,500
12,000	12,000	130,000	85,000	19,000	6	12,000
13,000	14,000	130,000	85,000	22,000	6	13,000
14,000	14,000	130,000	85,000	22,000	6	14,000
15,000	16,000	150,000	102,000	22,000	6	15,000
16,000	16,000	150,000	102,000	22,000	6	16,000
17,000	18,000	150,000	102,000	25,000	6	17,000
18,000	18,000	150,000	102,000	25,000	6	18,000
19,000	20,000	150,000	100,000	25,000	6	19,000
20,000	20,000	150,000	100,000	25,000	6	20,000

Hartmetall-Reibwerkzeuge

VHM-Hochleistungs-Reibahlen



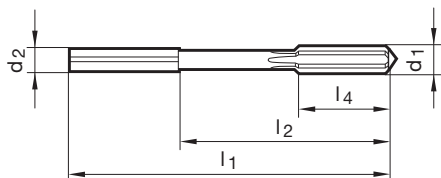
Katalog-Nr. 72871



P	M	K	N	S	H
•	•	•	•		•

Arbeitsrichtwerte
Seite 690

- mit Längsnuten am Schaft zur Kühlmittelzufuhr bei der Bearbeitung von Durchgangsbohrungen
- für höchste Schnittwerte und hochwertige Bohrungsqualitäten
- Zylinderschaft Tol. h6 zur Aufnahme in Hydrodehnspann- oder Schrumpffutter
- erhebliche Einsparpotenziale bei den Prozesskosten möglich



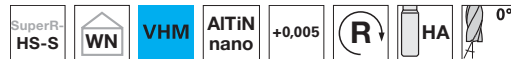
d1 mm	d2 h6 mm	l1 mm	l2 mm	l4 mm	Z	Code-Nr.
3,000	4,000	68,000	40,000	12,000	4	3,000
3,500	4,000	68,000	40,000	12,000	4	3,500
4,000	4,000	68,000	40,000	12,000	4	4,000
4,500	6,000	76,000	40,000	12,000	4	4,500
5,000	6,000	76,000	40,000	12,000	4	5,000
5,500	6,000	76,000	40,000	12,000	4	5,500
6,000	6,000	76,000	40,000	12,000	4	6,000
6,500	8,000	101,000	65,000	16,000	6	6,500
7,000	8,000	101,000	65,000	16,000	6	7,000
7,500	8,000	101,000	65,000	16,000	6	7,500
8,000	8,000	101,000	65,000	16,000	6	8,000
8,500	10,000	101,000	61,000	19,000	6	8,500
9,000	10,000	101,000	61,000	19,000	6	9,000
9,500	10,000	101,000	61,000	19,000	6	9,500
10,000	10,000	101,000	61,000	19,000	6	10,000
10,500	12,000	130,000	85,000	19,000	6	10,500
11,000	12,000	130,000	85,000	19,000	6	11,000
11,500	12,000	130,000	85,000	19,000	6	11,500
12,000	12,000	130,000	85,000	19,000	6	12,000
13,000	14,000	130,000	85,000	22,000	6	13,000
14,000	14,000	130,000	85,000	22,000	6	14,000
15,000	16,000	150,000	102,000	22,000	6	15,000
16,000	16,000	150,000	102,000	22,000	6	16,000
17,000	18,000	150,000	102,000	25,000	6	17,000
18,000	18,000	150,000	102,000	25,000	6	18,000
19,000	20,000	150,000	100,000	25,000	6	19,000
20,000	20,000	150,000	100,000	25,000	6	20,000

Hartmetall-Reibwerkzeuge

VHM-Hochleistungs-Reibahlen



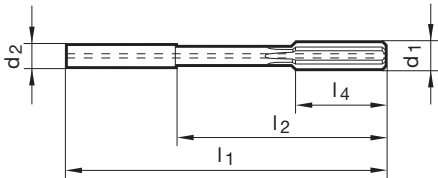
Katalog-Nr. 72872



P	M	K	N	S	H
•	•	•	•	•	•

Arbeitsrichtwerte
Seite 690

- mit axialem Kühlkanal zur Bearbeitung von Grundbohrungen
- für höchste Schnittwerte und hochwertige Bohrungsqualitäten
- gerade genutet, mit extrem ungleicher Teilung
- Zylinderschaft Tol. h6 zur Aufnahme in Hydrodehnspann- oder Schrumpffutter
- erhebliche Einsparpotenziale bei den Prozesskosten möglich



d1 mm	d2 h6 mm	l1 mm	l2 mm	l4 mm	Z	Code-Nr.
2,970	4,000	68,000	40,000	12,000	4	2,970
2,980	4,000	68,000	40,000	12,000	4	2,980
2,990	4,000	68,000	40,000	12,000	4	2,990
3,000	4,000	68,000	40,000	12,000	4	3,000
3,010	4,000	68,000	40,000	12,000	4	3,010
3,020	4,000	68,000	40,000	12,000	4	3,020
3,030	4,000	68,000	40,000	12,000	4	3,030
3,970	4,000	68,000	40,000	12,000	4	3,970
3,980	4,000	68,000	40,000	12,000	4	3,980
3,990	4,000	68,000	40,000	12,000	4	3,990
4,000	4,000	68,000	40,000	12,000	4	4,000
4,010	4,000	68,000	40,000	12,000	4	4,010
4,020	4,000	68,000	40,000	12,000	4	4,020
4,030	4,000	68,000	40,000	12,000	4	4,030
4,970	6,000	76,000	40,000	12,000	4	4,970
4,980	6,000	76,000	40,000	12,000	4	4,980
4,990	6,000	76,000	40,000	12,000	4	4,990
5,000	6,000	76,000	40,000	12,000	4	5,000
5,010	6,000	76,000	40,000	12,000	4	5,010
5,020	6,000	76,000	40,000	12,000	4	5,020
5,030	6,000	76,000	40,000	12,000	4	5,030
5,970	6,000	76,000	40,000	12,000	4	5,970
5,980	6,000	76,000	40,000	12,000	4	5,980
5,990	6,000	76,000	40,000	12,000	4	5,990
6,000	6,000	76,000	40,000	12,000	4	6,000
6,010	6,000	76,000	40,000	12,000	4	6,010
6,020	6,000	76,000	40,000	12,000	4	6,020
6,030	6,000	76,000	40,000	12,000	4	6,030
7,000	8,000	101,000	65,000	16,000	6	7,000
7,970	8,000	101,000	65,000	16,000	6	7,970
7,980	8,000	101,000	65,000	16,000	6	7,980
7,990	8,000	101,000	65,000	16,000	6	7,990
8,000	8,000	101,000	65,000	16,000	6	8,000
8,010	8,000	101,000	65,000	16,000	6	8,010
8,020	8,000	101,000	65,000	16,000	6	8,020
8,030	8,000	101,000	65,000	16,000	6	8,030
9,000	10,000	101,000	61,000	19,000	6	9,000
9,970	10,000	101,000	61,000	19,000	6	9,970
9,980	10,000	101,000	61,000	19,000	6	9,980
9,990	10,000	101,000	61,000	19,000	6	9,990
10,000	10,000	101,000	61,000	19,000	6	10,000
10,010	10,000	101,000	61,000	19,000	6	10,010
10,020	10,000	101,000	61,000	19,000	6	10,020
10,030	10,000	101,000	61,000	19,000	6	10,030
11,000	12,000	130,000	85,000	19,000	6	11,000
11,970	12,000	130,000	85,000	19,000	6	11,970
11,980	12,000	130,000	85,000	19,000	6	11,980
11,990	12,000	130,000	85,000	19,000	6	11,990

d1 mm	d2 h6 mm	l1 mm	l2 mm	l4 mm	Z	Code-Nr.
12,000	12,000	130,000	85,000	19,000	6	12,000
12,010	12,000	130,000	85,000	19,000	6	12,010
12,020	12,000	130,000	85,000	19,000	6	12,020
12,030	12,000	130,000	85,000	19,000	6	12,030

Hartmetall-Reibwerkzeuge

VHM-Hochleistungs-Reibahlen



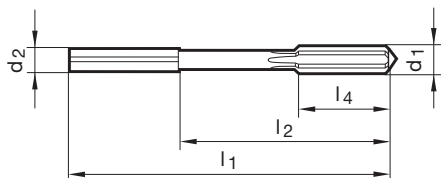
Katalog-Nr. 72873



P	M	K	N	S	H
•	•	•	•	•	•

Arbeitsrichtwerte
Seite 690

- mit Längsnuten am Schaft zur Kühlmittelzufuhr bei der Bearbeitung von Durchgangsbohrungen
- für höchste Schnittwerte und hochwertige Bohrungsqualitäten
- Zylinderschaft Tol. h6 zur Aufnahme in Hydrodehnspann- oder Schrumpffutter
- erhebliche Einsparpotenziale bei den Prozesskosten möglich

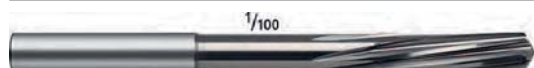


d1 mm	d2 h6 mm	l1 mm	l2 mm	l4 mm	Z	Code-Nr.
2,970	4,000	68,000	40,000	12,000	4	2,970
2,980	4,000	68,000	40,000	12,000	4	2,980
2,990	4,000	68,000	40,000	12,000	4	2,990
3,000	4,000	68,000	40,000	12,000	4	3,000
3,010	4,000	68,000	40,000	12,000	4	3,010
3,020	4,000	68,000	40,000	12,000	4	3,020
3,030	4,000	68,000	40,000	12,000	4	3,030
3,970	4,000	68,000	40,000	12,000	4	3,970
3,980	4,000	68,000	40,000	12,000	4	3,980
3,990	4,000	68,000	40,000	12,000	4	3,990
4,000	4,000	68,000	40,000	12,000	4	4,000
4,010	4,000	68,000	40,000	12,000	4	4,010
4,020	4,000	68,000	40,000	12,000	4	4,020
4,030	4,000	68,000	40,000	12,000	4	4,030
4,970	6,000	76,000	40,000	12,000	4	4,970
4,980	6,000	76,000	40,000	12,000	4	4,980
4,990	6,000	76,000	40,000	12,000	4	4,990
5,000	6,000	76,000	40,000	12,000	4	5,000
5,010	6,000	76,000	40,000	12,000	4	5,010
5,020	6,000	76,000	40,000	12,000	4	5,020
5,030	6,000	76,000	40,000	12,000	4	5,030
5,970	6,000	76,000	40,000	12,000	4	5,970
5,980	6,000	76,000	40,000	12,000	4	5,980
5,990	6,000	76,000	40,000	12,000	4	5,990
6,000	6,000	76,000	40,000	12,000	4	6,000
6,010	6,000	76,000	40,000	12,000	4	6,010
6,020	6,000	76,000	40,000	12,000	4	6,020
6,030	6,000	76,000	40,000	12,000	4	6,030
7,000	8,000	101,000	65,000	16,000	6	7,000
7,970	8,000	101,000	65,000	16,000	6	7,970
7,980	8,000	101,000	65,000	16,000	6	7,980
7,990	8,000	101,000	65,000	16,000	6	7,990
8,000	8,000	101,000	65,000	16,000	6	8,000
8,010	8,000	101,000	65,000	16,000	6	8,010
8,020	8,000	101,000	65,000	16,000	6	8,020
8,030	8,000	101,000	65,000	16,000	6	8,030
9,000	10,000	101,000	61,000	19,000	6	9,000
9,970	10,000	101,000	61,000	19,000	6	9,970
9,980	10,000	101,000	61,000	19,000	6	9,980
9,990	10,000	101,000	61,000	19,000	6	9,990
10,000	10,000	101,000	61,000	19,000	6	10,000
10,010	10,000	101,000	61,000	19,000	6	10,010
10,020	10,000	101,000	61,000	19,000	6	10,020
10,030	10,000	101,000	61,000	19,000	6	10,030
11,000	12,000	130,000	85,000	19,000	6	11,000
11,970	12,000	130,000	85,000	19,000	6	11,970
11,980	12,000	130,000	85,000	19,000	6	11,980
11,990	12,000	130,000	85,000	19,000	6	11,990

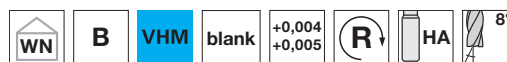
d1 mm	d2 h6 mm	l1 mm	l2 mm	l4 mm	Z	Code-Nr.
12,000	12,000	130,000	85,000	19,000	6	12,000
12,010	12,000	130,000	85,000	19,000	6	12,010
12,020	12,000	130,000	85,000	19,000	6	12,020
12,030	12,000	130,000	85,000	19,000	6	12,030

Hartmetall-Reibwerkzeuge

NC-Maschinen-Reibahlen



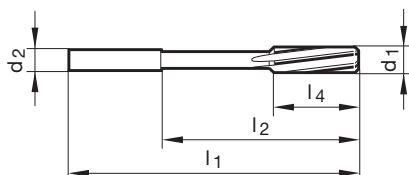
Katalog-Nr. 72920



P	M	K	N	S	H
•	•	•	•		

Arbeitsrichtwerte
Seite 690

- $\varnothing > 3,75$ mm mit extrem ungleicher Teilung
- $\leq \varnothing 5,50$ mm: 0,000/+0,004
- $> \varnothing 5,50$ mm: 0,000/+0,005
- Zylinderschaft Tol. h6 zur Aufnahme in Hydrodehnspann- oder Schrumpffutter



d1 mm	d2 h6 mm	l1 mm	l2 mm	l4 mm	Z	Code-Nr.
0,980	4,000	50,000	22,000	6,000	3	0,980
0,990	4,000	50,000	22,000	6,000	3	0,990
1,000	4,000	50,000	22,000	6,000	3	1,000
1,010	4,000	50,000	22,000	6,000	3	1,010
1,020	4,000	50,000	22,000	6,000	3	1,020
1,030	4,000	50,000	22,000	9,000	3	1,030
1,480	4,000	50,000	22,000	9,000	3	1,480
1,490	4,000	50,000	22,000	9,000	3	1,490
1,500	4,000	50,000	22,000	9,000	3	1,500
1,510	4,000	50,000	22,000	9,000	3	1,510
1,520	4,000	50,000	22,000	9,000	3	1,520
1,530	4,000	50,000	22,000	9,000	3	1,530
1,980	4,000	50,000	22,000	12,000	4	1,980
1,990	4,000	50,000	22,000	12,000	4	1,990
2,000	4,000	50,000	22,000	12,000	4	2,000
2,010	4,000	50,000	22,000	12,000	4	2,010
2,020	4,000	50,000	22,000	12,000	4	2,020
2,030	4,000	50,000	22,000	12,000	4	2,030
2,480	4,000	60,000	32,000	16,000	4	2,480
2,490	4,000	60,000	32,000	16,000	4	2,490
2,500	4,000	60,000	32,000	16,000	4	2,500
2,510	4,000	60,000	32,000	16,000	4	2,510
2,520	4,000	60,000	32,000	16,000	4	2,520
2,530	4,000	60,000	32,000	16,000	4	2,530
2,970	4,000	64,000	36,000	17,000	6	2,970
2,980	4,000	64,000	36,000	17,000	6	2,980
2,990	4,000	64,000	36,000	17,000	6	2,990
3,000	4,000	64,000	36,000	17,000	6	3,000
3,010	4,000	64,000	36,000	17,000	6	3,010
3,020	4,000	64,000	36,000	17,000	6	3,020
3,030	4,000	64,000	36,000	17,000	6	3,030
3,970	4,000	77,000	45,000	21,000	6	3,970
3,980	4,000	77,000	45,000	21,000	6	3,980
3,990	4,000	77,000	45,000	21,000	6	3,990
4,000	4,000	77,000	45,000	21,000	6	4,000
4,010	4,000	77,000	45,000	21,000	6	4,010
4,020	4,000	77,000	45,000	21,000	6	4,020
4,030	4,000	77,000	45,000	21,000	6	4,030
4,970	6,000	93,000	59,000	26,000	6	4,970
4,980	6,000	93,000	59,000	26,000	6	4,980
4,990	6,000	93,000	59,000	26,000	6	4,990
5,000	6,000	93,000	59,000	26,000	6	5,000
5,010	6,000	93,000	59,000	26,000	6	5,010
5,020	6,000	93,000	59,000	26,000	6	5,020
5,030	6,000	93,000	59,000	26,000	6	5,030
5,970	6,000	93,000	57,000	26,000	6	5,970
5,980	6,000	93,000	57,000	26,000	6	5,980
5,990	6,000	93,000	57,000	26,000	6	5,990

d1 mm	d2 h6 mm	l1 mm	l2 mm	l4 mm	Z	Code-Nr.
6,000	6,000	93,000	57,000	26,000	6	6,000
6,010	6,000	93,000	57,000	26,000	6	6,010
6,020	6,000	93,000	57,000	26,000	6	6,020
6,030	6,000	93,000	57,000	26,000	6	6,030
7,000	8,000	109,000	69,000	31,000	6	7,000
7,970	8,000	117,000	75,000	33,000	6	7,970
7,980	8,000	117,000	75,000	33,000	6	7,980
7,990	8,000	117,000	75,000	33,000	6	7,990
8,000	8,000	117,000	75,000	33,000	6	8,000
8,010	8,000	117,000	75,000	33,000	6	8,010
8,020	8,000	117,000	75,000	33,000	6	8,020
8,030	8,000	117,000	75,000	33,000	6	8,030
8,040	8,000	117,000	75,000	33,000	6	8,040
9,000	10,000	125,000	81,000	36,000	6	9,000
9,970	10,000	133,000	87,000	38,000	6	9,970
9,980	10,000	133,000	87,000	38,000	6	9,980
9,990	10,000	133,000	87,000	38,000	6	9,990
10,000	10,000	133,000	87,000	38,000	6	10,000
10,010	10,000	133,000	87,000	38,000	6	10,010
10,020	10,000	133,000	87,000	38,000	6	10,020
10,030	10,000	133,000	87,000	38,000	6	10,030
10,040	10,000	133,000	87,000	38,000	6	10,040
10,050	10,000	133,000	87,000	38,000	6	10,050
11,970	12,000	151,000	105,000	44,000	6	11,970
11,980	12,000	151,000	105,000	44,000	6	11,980
11,990	12,000	151,000	105,000	44,000	6	11,990
12,000	12,000	151,000	105,000	44,000	6	12,000
12,010	12,000	151,000	105,000	44,000	6	12,010
12,020	12,000	151,000	105,000	44,000	6	12,020
12,030	12,000	151,000	105,000	44,000	6	12,030
12,040	12,000	151,000	105,000	44,000	6	12,040
12,050	12,000	151,000	105,000	44,000	6	12,050

Hartmetall-Reibwerkzeuge

NC-Maschinen-Reibahlen



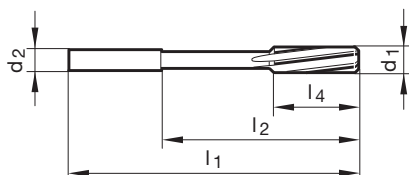
Katalog-Nr. 72930



P	M	K	N	S	H
•	•	•	•		

Arbeitsrichtwerte
Seite 690

- $\varnothing > 3,75$ mm mit extrem ungleicher Teilung
- Zylinderschaft Tol. h6 zur Aufnahme in Hydrodehnspann- oder Schrumpffutter



d1 mm	d2 h6 mm	l1 mm	l2 mm	l4 mm	Z	Code-Nr.
3,000	4,000	64,000	36,000	17,000	6	3,000
3,100	4,000	68,000	40,000	18,000	6	3,100
3,200	4,000	68,000	40,000	18,000	6	3,200
3,300	4,000	68,000	40,000	18,000	6	3,300
3,400	4,000	74,000	46,000	20,000	6	3,400
3,500	4,000	74,000	46,000	20,000	6	3,500
3,600	4,000	74,000	46,000	20,000	6	3,600
3,700	4,000	74,000	46,000	20,000	6	3,700
3,800	4,000	77,000	45,000	21,000	6	3,800
3,900	4,000	77,000	45,000	21,000	6	3,900
4,000	4,000	77,000	45,000	21,000	6	4,000
4,100	6,000	82,000	50,000	23,000	6	4,100
4,200	6,000	82,000	50,000	23,000	6	4,200
4,300	6,000	82,000	50,000	23,000	6	4,300
4,400	6,000	82,000	50,000	23,000	6	4,400
4,500	6,000	82,000	50,000	23,000	6	4,500
4,600	6,000	82,000	50,000	23,000	6	4,600
4,700	6,000	82,000	50,000	23,000	6	4,700
4,800	6,000	93,000	59,000	26,000	6	4,800
4,900	6,000	93,000	59,000	26,000	6	4,900
5,000	6,000	93,000	59,000	26,000	6	5,000
5,100	6,000	93,000	59,000	26,000	6	5,100
5,200	6,000	93,000	59,000	26,000	6	5,200
5,300	6,000	93,000	59,000	26,000	6	5,300
5,400	6,000	93,000	57,000	26,000	6	5,400
5,500	6,000	93,000	57,000	26,000	6	5,500
5,600	6,000	93,000	57,000	26,000	6	5,600
5,700	6,000	93,000	57,000	26,000	6	5,700
5,800	6,000	93,000	57,000	26,000	6	5,800
5,900	6,000	93,000	57,000	26,000	6	5,900
6,000	6,000	93,000	57,000	26,000	6	6,000
6,100	8,000	101,000	63,000	28,000	6	6,100
6,200	8,000	101,000	63,000	28,000	6	6,200
6,300	8,000	101,000	63,000	28,000	6	6,300
6,400	8,000	101,000	63,000	28,000	6	6,400
6,500	8,000	101,000	63,000	28,000	6	6,500
6,600	8,000	101,000	63,000	28,000	6	6,600
6,700	8,000	101,000	63,000	28,000	6	6,700
6,800	8,000	109,000	69,000	31,000	6	6,800
6,900	8,000	109,000	69,000	31,000	6	6,900
7,000	8,000	109,000	69,000	31,000	6	7,000
7,100	8,000	109,000	69,000	31,000	6	7,100
7,200	8,000	109,000	69,000	31,000	6	7,200
7,300	8,000	109,000	69,000	31,000	6	7,300
7,400	8,000	109,000	69,000	31,000	6	7,400
7,500	8,000	109,000	69,000	31,000	6	7,500
7,600	8,000	109,000	69,000	31,000	6	7,600
7,700	8,000	117,000	75,000	33,000	6	7,700

d1 mm	d2 h6 mm	l1 mm	l2 mm	l4 mm	Z	Code-Nr.
7,800	8,000	117,000	75,000	33,000	6	7,800
7,900	8,000	117,000	75,000	33,000	6	7,900
8,000	8,000	117,000	75,000	33,000	6	8,000
8,100	10,000	117,000	75,000	33,000	6	8,100
8,200	10,000	117,000	75,000	33,000	6	8,200
8,300	10,000	117,000	75,000	33,000	6	8,300
8,400	10,000	117,000	75,000	33,000	6	8,400
8,500	10,000	117,000	75,000	33,000	6	8,500
8,600	10,000	117,000	75,000	33,000	6	8,600
8,700	10,000	125,000	81,000	36,000	6	8,700
8,800	10,000	125,000	81,000	36,000	6	8,800
8,900	10,000	125,000	81,000	36,000	6	8,900
9,000	10,000	125,000	81,000	36,000	6	9,000
9,100	10,000	125,000	81,000	36,000	6	9,100
9,200	10,000	125,000	81,000	36,000	6	9,200
9,300	10,000	125,000	81,000	36,000	6	9,300
9,400	10,000	125,000	81,000	36,000	6	9,400
9,500	10,000	125,000	81,000	36,000	6	9,500
9,600	10,000	125,000	81,000	36,000	6	9,600
9,700	10,000	133,000	87,000	38,000	6	9,700
9,800	10,000	133,000	87,000	38,000	6	9,800
9,900	10,000	133,000	87,000	38,000	6	9,900
10,000	10,000	133,000	87,000	38,000	6	10,000
10,100	10,000	133,000	87,000	38,000	6	10,100
10,200	10,000	133,000	87,000	38,000	6	10,200
10,300	10,000	133,000	87,000	38,000	6	10,300
10,400	10,000	133,000	87,000	38,000	6	10,400
10,500	10,000	133,000	87,000	38,000	6	10,500
10,600	10,000	133,000	87,000	38,000	6	10,600
10,700	10,000	142,000	96,000	41,000	6	10,700
10,800	10,000	142,000	96,000	41,000	6	10,800
10,900	10,000	142,000	96,000	41,000	6	10,900
11,000	10,000	142,000	96,000	41,000	6	11,000
11,100	10,000	142,000	96,000	41,000	6	11,100
11,200	10,000	142,000	96,000	41,000	6	11,200
11,300	10,000	142,000	96,000	41,000	6	11,300
11,400	10,000	142,000	96,000	41,000	6	11,400
11,500	10,000	142,000	96,000	41,000	6	11,500
11,600	10,000	142,000	96,000	41,000	6	11,600
11,700	10,000	142,000	96,000	41,000	6	11,700
11,800	10,000	142,000	96,000	41,000	6	11,800
11,900	12,000	151,000	105,000	44,000	6	11,900
12,000	12,000	151,000	105,000	44,000	6	12,000

Hartmetall-Reibwerkzeuge

HM-Maschinen Reibahlen



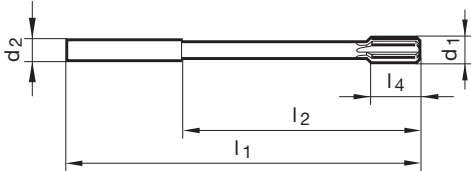
Katalog-Nr. 72868



P	M	K	N	S	H
•	•	•	•		○

Arbeitsrichtwerte
Seite 690

- > Ø 9,50 mm: HM-Schneidplatten
- ≤ Ø 9,50 mm: VHM
- ≤ Ø 9,50 mm beidseitig mit Vollspitze
- > Ø 9,50 mm beidseitig mit Innenzentrierung
- für Zugfestigkeiten bis max. 1400 N/mm² / 44 HRC



d1 mm	d2 h6 mm	l1 mm	l2 mm	l4 mm	Z	Code-Nr.
5,000	5,000	86,000	52,000	12,000	6	5,000
6,000	5,600	93,000	57,000	12,000	6	6,000
7,000	7,100	109,000	69,000	16,000	6	7,000
8,000	8,000	117,000	75,000	16,000	6	8,000
9,000	9,000	125,000	81,000	19,000	6	9,000
10,000	10,000	133,000	87,000	12,000	6	10,000
12,000	10,000	151,000	105,000	12,000	6	12,000
14,000	12,000	160,000	110,000	16,000	6	14,000
15,000	12,000	162,000	112,000	16,000	6	15,000
16,000	12,000	170,000	120,000	19,000	6	16,000
20,000	16,000	195,000	137,000	19,000	6	20,000

Hartmetall-Reibwerkzeuge

HM-Maschinen Reibahlen



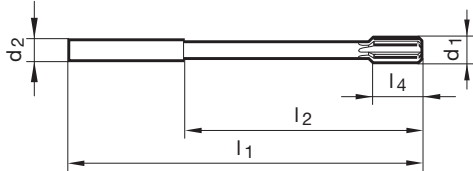
Katalog-Nr. 72867



P	M	K	N	S	H
•	•	•	•		○

Arbeitsrichtwerte
Seite 690

- > Ø 9,50 mm: HM-Schneidplatten
- ≤ Ø 9,50 mm: VHM
- ≤ Ø 9,50 mm beidseitig mit Vollspitze
- > Ø 9,50 mm beidseitig mit Innenzentrierung
- für Zugfestigkeiten bis max. 1400 N/mm² / 44 HRC
- nur für Durchgangsbohrungen



d1 mm	d2 h6 mm	l1 mm	l2 mm	l4 mm	Z	Code-Nr.
5,000	5,000	86,000	52,000	12,000	6	5,000
6,000	5,600	93,000	57,000	12,000	6	6,000
7,000	7,100	109,000	69,000	16,000	6	7,000
8,000	8,000	117,000	75,000	16,000	6	8,000
9,000	9,000	125,000	81,000	19,000	6	9,000
10,000	10,000	133,000	87,000	12,000	6	10,000
11,000	10,000	142,000	96,000	12,000	6	11,000
12,000	10,000	151,000	105,000	12,000	6	12,000
13,000	10,000	151,000	105,000	12,000	6	13,000
14,000	12,000	160,000	110,000	16,000	6	14,000
15,000	12,000	162,000	112,000	16,000	6	15,000
16,000	12,000	170,000	120,000	19,000	6	16,000
18,000	14,000	182,000	130,000	19,000	6	18,000
20,000	16,000	195,000	137,000	19,000	6	20,000

Hartmetall-Reibwerkzeuge

HM-Maschinen Reibahlen



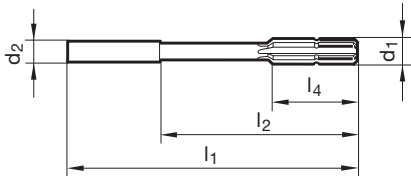
Katalog-Nr. 72880



P	M	K	N	S	H
•	•	•	•		○

Arbeitsrichtwerte
Seite 690

- $\geq \varnothing 3,0$ mm mit extrem ungleicher Teilung
- $\leq \varnothing 9,50$ mm: VHM
- $> \varnothing 9,50$ mm: HM-Schneidplatten
- $\leq \varnothing 9,50$ mm beidseitig mit Vollspitze
- $> \varnothing 9,50$ mm beidseitig mit Innenzentrierung
- Schaft- $\varnothing < 10,0$ mm Toleranz h9, Schaft- $\varnothing \geq 10,0$ mm Toleranz h6
- für Zugfestigkeiten bis max. 1400 N/mm² / 44 HRC



d1 mm	d2 h6 mm	l1 mm	l2 mm	l4 mm	Z	Code-Nr.
1,200	1,200	38,000	16,500	7,500	3	1,200
1,500	1,500	40,000	18,000	8,000	3	1,500
1,600	1,600	43,000	20,000	9,000	3	1,600
2,000	2,000	49,000	24,000	11,000	4	2,000
2,500	2,500	57,000	29,000	14,000	4	2,500
3,000	3,000	61,000	33,000	15,000	6	3,000
4,000	4,000	75,000	43,000	19,000	6	4,000
4,500	4,500	80,000	47,000	21,000	6	4,500
5,000	5,000	86,000	52,000	23,000	6	5,000
6,000	5,600	93,000	57,000	26,000	6	6,000
7,000	7,100	109,000	69,000	31,000	6	7,000
8,000	8,000	117,000	75,000	33,000	6	8,000
9,000	9,000	125,000	81,000	36,000	6	9,000
10,000	10,000	133,000	87,000	38,000	6	10,000
11,000	10,000	142,000	96,000	41,000	6	11,000
12,000	10,000	151,000	105,000	44,000	6	12,000
13,000	10,000	151,000	105,000	44,000	6	13,000
14,000	12,000	160,000	110,000	47,000	6	14,000
16,000	12,000	170,000	120,000	52,000	6	16,000

Hartmetall-Reibwerkzeuge

HM-Maschinen Reibahlen



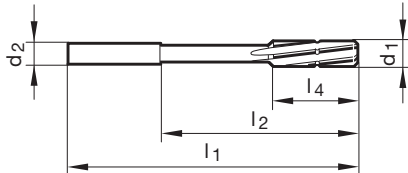
Katalog-Nr. 72881



P	M	K	N	S	H
•	•	•	•		○

Arbeitsrichtwerte
Seite 690

- $\geq \varnothing 3,0$ mm mit extrem ungleicher Teilung
- $\leq \varnothing 9,50$ mm: VHM
- $> \varnothing 9,50$ mm: HM-Schneidplatten
- $\leq \varnothing 9,50$ mm beidseitig mit Vollspitze
- $> \varnothing 9,50$ mm beidseitig mit Innenzentrierung
- Schaft- $\varnothing < 10,0$ mm Toleranz h9, Schaft- $\varnothing \geq 10,0$ mm Toleranz h6
- für Zugfestigkeiten bis max. 1400 N/mm² / 44 HRC
- nur für Durchgangsbohrungen



d1 mm	d2 h6 mm	l1 mm	l2 mm	l4 mm	Z	Code-Nr.
1,000	1,000	34,000	15,000	5,500	3	1,000
1,200	1,200	38,000	16,500	7,500	3	1,200
1,500	1,500	40,000	18,000	8,000	3	1,500
2,000	2,000	49,000	24,000	11,000	4	2,000
2,500	2,500	57,000	29,000	14,000	4	2,500
3,000	3,000	61,000	33,000	15,000	6	3,000
3,500	3,500	70,000	42,000	18,000	6	3,500
4,000	4,000	75,000	43,000	19,000	6	4,000
4,500	4,500	80,000	47,000	21,000	6	4,500
5,000	5,000	86,000	52,000	23,000	6	5,000
6,000	5,600	93,000	57,000	26,000	6	6,000
7,000	7,100	109,000	69,000	31,000	6	7,000
8,000	8,000	117,000	75,000	33,000	6	8,000
9,000	9,000	125,000	81,000	36,000	6	9,000
10,000	10,000	133,000	87,000	38,000	6	10,000
11,000	10,000	142,000	96,000	41,000	6	11,000
12,000	10,000	151,000	105,000	44,000	6	12,000
13,000	10,000	151,000	105,000	44,000	6	13,000
14,000	12,000	160,000	110,000	47,000	6	14,000
16,000	12,000	170,000	120,000	52,000	6	16,000

Hartmetall-Reibwerkzeuge

HM-Maschinen Reibahlen



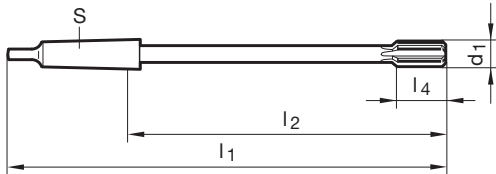
Katalog-Nr. 72860



P	M	K	N	S	H
•	•	•	•		○

Arbeitsrichtwerte
Seite 690

- $\leq \varnothing 9,50$ mm: VHM
- $> \varnothing 9,50$ mm: HM-Schneidplatten
- $\leq \varnothing 9,50$ mm Schneidseite mit Vollspitze
- Schaftseite mit Innenzentrierung
- $> \varnothing 9,50$ mm beidseitig mit Innenzentrierung
- für Zugfestigkeiten bis max. 1400 N/mm² / 44 HRC



d1 mm	S	l1 mm	l4 mm	l4 mm	Z	Code-Nr.
10,000	MK-1	168,000	106,000	12,000	6	10,000
12,000	MK-1	182,000	120,000	12,000	6	12,000
13,000	MK-1	182,000	120,000	12,000	6	13,000
14,000	MK-1	189,000	127,000	16,000	6	14,000
15,000	MK-2	204,000	129,000	16,000	6	15,000
16,000	MK-2	210,000	135,000	19,000	6	16,000
17,000	MK-2	214,000	139,000	19,000	6	17,000
18,000	MK-2	219,000	144,000	19,000	6	18,000
20,000	MK-2	228,000	153,000	19,000	6	20,000
22,000	MK-2	237,000	162,000	22,000	6	22,000
24,000	MK-3	268,000	174,000	22,000	8	24,000
25,000	MK-3	268,000	174,000	22,000	8	25,000
28,000	MK-3	277,000	183,000	25,000	8	28,000
30,000	MK-3	281,000	187,000	25,000	8	30,000

Hartmetall-Reibwerkzeuge

HM-Maschinen Reibahlen



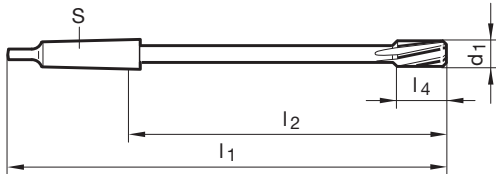
Katalog-Nr. 72859



P	M	K	N	S	H
•	•	•	•		○

Arbeitsrichtwerte
Seite 690


- ≤ Ø 9,50 mm: VHM
- > Ø 9,50 mm: HM-Schneidplatten
- ≤ Ø 9,50 mm Schneidseite mit Vollspitze
- Schaftseite mit Innenzentrierung
- > Ø 9,50 mm beidseitig mit Innenzentrierung
- für Zugfestigkeiten bis max. 1400 N/mm² / 44 HRC



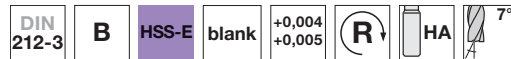
d1 mm	S	l1 mm	l4 mm	l4 mm	Z	Code-Nr.
6,000	MK-1	138,000	76,000	12,000	6	6,000
8,000	MK-1	156,000	94,000	16,000	6	8,000
10,000	MK-1	168,000	106,000	12,000	6	10,000
11,000	MK-1	175,000	113,000	12,000	6	11,000
12,000	MK-1	182,000	120,000	12,000	6	12,000
13,000	MK-1	182,000	120,000	12,000	6	13,000
14,000	MK-1	189,000	127,000	16,000	6	14,000
15,000	MK-2	204,000	129,000	16,000	6	15,000
16,000	MK-2	210,000	135,000	19,000	6	16,000
17,000	MK-2	214,000	139,000	19,000	6	17,000
18,000	MK-2	219,000	144,000	19,000	6	18,000
20,000	MK-2	228,000	153,000	19,000	6	20,000
21,000	MK-2	232,000	157,000	22,000	6	21,000
22,000	MK-2	237,000	162,000	22,000	6	22,000
23,000	MK-2	241,000	166,000	22,000	6	23,000
24,000	MK-3	268,000	174,000	22,000	8	24,000
25,000	MK-3	268,000	174,000	22,000	8	25,000
26,000	MK-3	273,000	179,000	22,000	8	26,000
27,000	MK-3	277,000	183,000	25,000	8	27,000
30,000	MK-3	281,000	187,000	25,000	8	30,000
32,000	MK-4	317,000	199,500	25,000	8	32,000

HSS-Reibwerkzeuge

NC-Maschinen-Reibahlen



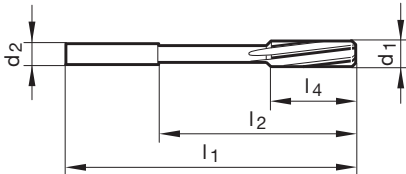
Katalog-Nr. 72900



P	M	K	N	S	H
•	•	•	•	○	

Arbeitsrichtwerte
Seite 692

- > Ø 3,75 mm beidseitig mit Innenzentrierung
- ≤ Ø 3,75 mm beidseitig mit Vollspitze
- ≤ Ø 5,50 mm: 0,000/+0,004
- > Ø 5,50 mm: 0,000/+0,005
- Zylinderschaft Tol. h6 zur Aufnahme in Hydrodehnspann- oder Schrumpffutter
- für Zugfestigkeiten bis max. 1000 N/mm²



d1 mm	d2 h6 mm	l1 mm	l2 mm	l4 mm	Z	Code-Nr.
1,000	1,000	34,000	15,000	5,500	3	1,000
1,010	1,000	34,000	15,000	5,500	3	1,010
1,020	1,000	34,000	15,000	5,500	3	1,020
1,030	1,000	34,000	15,000	5,500	3	1,030
1,500	2,000	40,000	18,000	8,000	3	1,500
1,510	2,000	43,000	20,000	9,000	3	1,510
1,520	2,000	43,000	20,000	9,000	3	1,520
1,530	2,000	43,000	20,000	9,000	3	1,530
1,970	2,000	49,000	24,000	11,000	4	1,970
1,980	2,000	49,000	24,000	11,000	4	1,980
1,990	2,000	49,000	24,000	11,000	4	1,990
2,000	2,000	49,000	24,000	11,000	4	2,000
2,010	2,000	49,000	24,000	11,000	4	2,010
2,020	2,000	49,000	24,000	11,000	4	2,020
2,030	2,000	49,000	24,000	11,000	4	2,030
2,470	3,000	57,000	29,000	14,000	4	2,470
2,480	3,000	57,000	29,000	14,000	4	2,480
2,490	3,000	57,000	29,000	14,000	4	2,490
2,500	3,000	57,000	29,000	14,000	4	2,500
2,510	3,000	57,000	29,000	14,000	4	2,510
2,520	3,000	57,000	29,000	14,000	4	2,520
2,530	3,000	57,000	29,000	14,000	4	2,530
2,970	3,000	61,000	33,000	15,000	6	2,970
2,980	3,000	61,000	33,000	15,000	6	2,980
2,990	3,000	61,000	33,000	15,000	6	2,990
3,000	3,000	61,000	33,000	15,000	6	3,000
3,010	4,000	65,000	37,000	16,000	6	3,010
3,020	4,000	65,000	37,000	16,000	6	3,020
3,030	4,000	65,000	37,000	16,000	6	3,030
3,970	4,000	75,000	47,000	19,000	6	3,970
3,980	4,000	75,000	47,000	19,000	6	3,980
3,990	4,000	75,000	47,000	19,000	6	3,990
4,000	4,000	75,000	47,000	19,000	6	4,000
4,010	4,000	75,000	47,000	19,000	6	4,010
4,020	4,000	75,000	47,000	19,000	6	4,020
4,030	4,000	75,000	47,000	19,000	6	4,030
4,970	5,000	86,000	58,000	23,000	6	4,970
4,980	5,000	86,000	58,000	23,000	6	4,980
4,990	5,000	86,000	58,000	23,000	6	4,990
5,000	5,000	86,000	58,000	23,000	6	5,000
5,010	5,000	86,000	58,000	23,000	6	5,010
5,020	5,000	86,000	58,000	23,000	6	5,020
5,030	5,000	86,000	58,000	23,000	6	5,030
5,970	6,000	93,000	57,000	26,000	6	5,970
5,980	6,000	93,000	57,000	26,000	6	5,980
5,990	6,000	93,000	57,000	26,000	6	5,990
6,000	6,000	93,000	57,000	26,000	6	6,000
6,010	6,000	101,000	65,000	28,000	6	6,010

d1 mm	d2 h6 mm	l1 mm	l2 mm	l4 mm	Z	Code-Nr.
6,020	6,000	101,000	65,000	28,000	6	6,020
6,030	6,000	101,000	65,000	28,000	6	6,030
7,970	8,000	117,000	81,000	33,000	6	7,970
7,980	8,000	117,000	81,000	33,000	6	7,980
7,990	8,000	117,000	81,000	33,000	6	7,990
8,000	8,000	117,000	81,000	33,000	6	8,000
8,010	8,000	117,000	81,000	33,000	6	8,010
8,020	8,000	117,000	81,000	33,000	6	8,020
8,030	8,000	117,000	81,000	33,000	6	8,030
9,000	10,000	125,000	85,000	36,000	6	9,000
9,010	10,000	125,000	85,000	36,000	6	9,010
9,020	10,000	125,000	85,000	36,000	6	9,020
9,030	10,000	125,000	85,000	36,000	6	9,030
9,970	10,000	133,000	93,000	38,000	6	9,970
9,980	10,000	133,000	93,000	38,000	6	9,980
9,990	10,000	133,000	93,000	38,000	6	9,990
10,000	10,000	133,000	93,000	38,000	6	10,000
10,010	10,000	133,000	93,000	38,000	6	10,010
10,020	10,000	133,000	93,000	38,000	6	10,020
10,030	10,000	133,000	93,000	38,000	6	10,030
11,970	10,000	151,000	111,000	44,000	6	11,970
11,980	10,000	151,000	111,000	44,000	6	11,980
11,990	10,000	151,000	111,000	44,000	6	11,990
12,000	10,000	151,000	111,000	44,000	6	12,000
12,010	10,000	151,000	111,000	44,000	6	12,010
12,020	10,000	151,000	111,000	44,000	6	12,020
12,030	10,000	151,000	111,000	44,000	6	12,030

HSS-Reibwerkzeuge

NC-Maschinen-Reibahlen



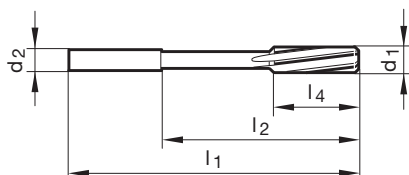
Katalog-Nr. 72910



P	M	K	N	S	H
•	•	•	•	○	

Arbeitsrichtwerte
Seite 692

- $\leq \varnothing 3,75$ mm beidseitig mit Vollspitze
- $> \varnothing 3,75$ mm beidseitig mit Innenzentrierung
- Zylinderschaft Tol. h6 zur Aufnahme in Hydrodehnspann- oder Schrumpffutter
- für Zugfestigkeiten bis max. 1000 N/mm²




d1 mm	d2 h6 mm	l1 mm	l2 mm	l4 mm	Z	Code-Nr.
1,500	2,000	40,000	18,000	8,000	3	1,500
1,600	2,000	43,000	20,000	9,000	3	1,600
1,700	2,000	43,000	20,000	9,000	3	1,700
1,800	2,000	46,000	22,000	10,000	4	1,800
1,900	2,000	46,000	22,000	10,000	4	1,900
2,000	2,000	49,000	24,000	11,000	4	2,000
2,100	2,000	49,000	24,000	11,000	4	2,100
2,200	3,000	53,000	25,000	12,000	4	2,200
2,300	3,000	53,000	25,000	12,000	4	2,300
2,400	3,000	57,000	29,000	14,000	4	2,400
2,500	3,000	57,000	29,000	14,000	4	2,500
2,600	3,000	57,000	29,000	14,000	4	2,600
2,700	3,000	61,000	33,000	15,000	6	2,700
2,800	3,000	61,000	33,000	15,000	6	2,800
2,900	3,000	61,000	33,000	15,000	6	2,900
3,000	3,000	61,000	33,000	15,000	6	3,000
3,100	4,000	65,000	37,000	16,000	6	3,100
3,200	4,000	65,000	37,000	16,000	6	3,200
3,300	4,000	65,000	37,000	16,000	6	3,300
3,400	4,000	70,000	42,000	18,000	6	3,400
3,500	4,000	70,000	42,000	18,000	6	3,500
3,600	4,000	70,000	42,000	18,000	6	3,600
3,700	4,000	70,000	42,000	18,000	6	3,700
3,800	4,000	75,000	47,000	19,000	6	3,800
3,900	4,000	75,000	47,000	19,000	6	3,900
4,000	4,000	75,000	47,000	19,000	6	4,000
4,100	4,000	75,000	47,000	19,000	6	4,100
4,200	4,000	75,000	47,000	19,000	6	4,200
4,300	5,000	80,000	52,000	21,000	6	4,300
4,400	5,000	80,000	52,000	21,000	6	4,400
4,500	5,000	80,000	52,000	21,000	6	4,500
4,600	5,000	80,000	52,000	21,000	6	4,600
4,700	5,000	80,000	52,000	21,000	6	4,700
4,800	5,000	86,000	58,000	23,000	6	4,800
4,900	5,000	86,000	58,000	23,000	6	4,900
5,000	5,000	86,000	58,000	23,000	6	5,000
5,100	5,000	86,000	58,000	23,000	6	5,100
5,200	5,000	86,000	58,000	23,000	6	5,200
5,300	5,000	86,000	58,000	23,000	6	5,300
5,400	6,000	93,000	57,000	26,000	6	5,400
5,500	6,000	93,000	57,000	26,000	6	5,500
5,600	6,000	93,000	57,000	26,000	6	5,600
5,700	6,000	93,000	57,000	26,000	6	5,700
5,800	6,000	93,000	57,000	26,000	6	5,800
5,900	6,000	93,000	57,000	26,000	6	5,900
6,000	6,000	93,000	57,000	26,000	6	6,000
6,100	6,000	101,000	65,000	28,000	6	6,100
6,200	6,000	101,000	65,000	28,000	6	6,200

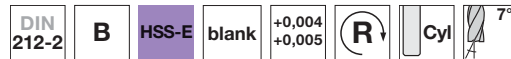
d1 mm	d2 h6 mm	l1 mm	l2 mm	l4 mm	Z	Code-Nr.
6,300	6,000	101,000	65,000	28,000	6	6,300
6,400	6,000	101,000	65,000	28,000	6	6,400
6,500	6,000	101,000	65,000	28,000	6	6,500
6,600	6,000	101,000	65,000	28,000	6	6,600
6,700	6,000	101,000	65,000	28,000	6	6,700
6,800	8,000	109,000	73,000	31,000	6	6,800
6,900	8,000	109,000	73,000	31,000	6	6,900
7,000	8,000	109,000	73,000	31,000	6	7,000
7,100	8,000	109,000	73,000	31,000	6	7,100
7,200	8,000	109,000	73,000	31,000	6	7,200
7,300	8,000	109,000	73,000	31,000	6	7,300
7,400	8,000	109,000	73,000	31,000	6	7,400
7,500	8,000	109,000	73,000	31,000	6	7,500
7,600	8,000	117,000	81,000	33,000	6	7,600
7,700	8,000	117,000	81,000	33,000	6	7,700
7,800	8,000	117,000	81,000	33,000	6	7,800
7,900	8,000	117,000	81,000	33,000	6	7,900
8,000	8,000	117,000	81,000	33,000	6	8,000
8,100	8,000	117,000	81,000	33,000	6	8,100
8,200	8,000	117,000	81,000	33,000	6	8,200
8,300	8,000	117,000	81,000	33,000	6	8,300
8,400	8,000	117,000	81,000	33,000	6	8,400
8,500	8,000	117,000	81,000	33,000	6	8,500
8,600	10,000	125,000	85,000	36,000	6	8,600
8,700	10,000	125,000	85,000	36,000	6	8,700
8,800	10,000	125,000	85,000	36,000	6	8,800
8,900	10,000	125,000	85,000	36,000	6	8,900
9,000	10,000	125,000	85,000	36,000	6	9,000
9,100	10,000	125,000	85,000	36,000	6	9,100
9,200	10,000	125,000	85,000	36,000	6	9,200
9,300	10,000	125,000	85,000	36,000	6	9,300
9,400	10,000	125,000	85,000	36,000	6	9,400
9,500	10,000	125,000	85,000	36,000	6	9,500
9,600	10,000	133,000	93,000	38,000	6	9,600
9,700	10,000	133,000	93,000	38,000	6	9,700
9,800	10,000	133,000	93,000	38,000	6	9,800
9,900	10,000	133,000	93,000	38,000	6	9,900
10,000	10,000	133,000	93,000	38,000	6	10,000
11,000	10,000	142,000	102,000	41,000	6	11,000
12,000	10,000	151,000	111,000	44,000	6	12,000
13,000	10,000	151,000	111,000	44,000	6	13,000
14,000	14,000	160,000	115,000	47,000	8	14,000
15,000	14,000	162,000	117,000	50,000	8	15,000
16,000	14,000	170,000	125,000	52,000	8	16,000
17,000	14,000	175,000	130,000	54,000	8	17,000
18,000	14,000	182,000	137,000	56,000	8	18,000
19,000	16,000	189,000	141,000	58,000	8	19,000
20,000	16,000	195,000	147,000	60,000	8	20,000

HSS-Reibwerkzeuge

Maschinen-Reibahlen



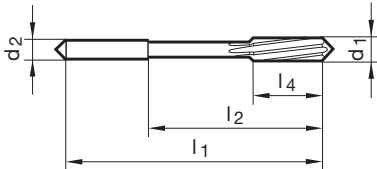
Katalog-Nr. 72654



P	M	K	N	S	H
●	○	●	●	○	

Arbeitsrichtwerte
Seite 692

- für Serienfertigung auf Automaten
- mit kurzem Anschnitt, $\leq \varnothing 3,75$ mm: 15°, $> \varnothing 3,75$ mm: 45°
- \varnothing um 0,01 mm steigend
- $\leq \varnothing 3,75$ mm beidseitig mit Vollspitze
- $> \varnothing 3,75$ mm beidseitig mit Innenzentrierung
- Herstelltoleranz:
 - $\varnothing 0,95 - 5,50$ mm: 0,000/+0,004
 - $\varnothing 5,51 - 12,05$ mm: 0,000/+0,005
- für Zugfestigkeiten bis max. 1000 N/mm²



d1 mm	d2 h6 mm	l1 mm	l2 mm	l4 mm	Z	Code-Nr.
0,980	1,000	34,000	15,000	5,500	3	0,980
0,990	1,000	34,000	15,000	5,500	3	0,990
1,000	1,000	34,000	15,000	5,500	3	1,000
1,010	1,100	34,000	15,000	5,500	3	1,010
1,020	1,100	34,000	15,000	5,500	3	1,020
1,100	1,100	34,000	15,500	6,500	3	1,100
1,200	1,200	38,000	16,500	7,500	3	1,200
1,300	1,300	38,000	16,500	7,500	3	1,300
1,400	1,400	40,000	18,000	8,000	3	1,400
1,480	1,500	40,000	18,000	8,000	3	1,480
1,490	1,500	40,000	18,000	8,000	3	1,490
1,500	1,500	40,000	18,000	8,000	3	1,500
1,510	1,600	43,000	20,000	9,000	3	1,510
1,520	1,600	43,000	20,000	9,000	3	1,520
1,600	1,600	43,000	20,000	9,000	3	1,600
1,700	1,700	43,000	20,000	9,000	3	1,700
1,800	1,800	46,000	22,000	10,000	4	1,800
1,980	2,000	49,000	24,000	11,000	4	1,980
1,990	2,000	49,000	24,000	11,000	4	1,990
2,000	2,000	49,000	24,000	11,000	4	2,000
2,010	2,100	49,000	24,000	11,000	4	2,010
2,030	2,100	49,000	24,000	11,000	4	2,030
2,100	2,000	49,000	24,000	11,000	4	2,100
2,200	2,200	53,000	25,000	12,000	4	2,200
2,300	2,300	53,000	25,000	12,000	4	2,300
2,400	2,500	57,000	29,000	14,000	4	2,400
2,500	2,500	57,000	29,000	14,000	4	2,500
2,600	2,500	57,000	29,000	14,000	4	2,600
2,700	2,800	61,000	33,000	15,000	6	2,700
2,750	2,800	61,000	33,000	15,000	6	2,750
2,800	2,800	61,000	33,000	15,000	6	2,800
2,900	3,000	61,000	33,000	15,000	6	2,900
2,980	3,000	61,000	33,000	15,000	6	2,980
2,990	3,000	61,000	33,000	15,000	6	2,990
3,000	3,000	61,000	33,000	15,000	6	3,000
3,010	3,200	65,000	37,000	16,000	6	3,010
3,020	3,200	65,000	37,000	16,000	6	3,020
3,050	3,200	65,000	37,000	16,000	6	3,050
3,100	3,200	65,000	37,000	16,000	6	3,100
3,200	3,200	65,000	37,000	16,000	6	3,200
3,250	3,200	65,000	34,000	16,000	6	3,250
3,300	3,200	65,000	37,000	16,000	6	3,300
3,400	3,500	70,000	42,000	18,000	6	3,400
3,500	3,500	70,000	42,000	18,000	6	3,500
3,600	3,500	70,000	42,000	18,000	6	3,600
3,700	3,500	70,000	42,000	18,000	6	3,700
3,800	4,000	75,000	47,000	19,000	6	3,800
3,900	4,000	75,000	47,000	19,000	6	3,900

d1 mm	d2 h6 mm	l1 mm	l2 mm	l4 mm	Z	Code-Nr.
3,970	4,000	75,000	47,000	19,000	6	3,970
3,980	4,000	75,000	47,000	19,000	6	3,980
3,990	4,000	75,000	47,000	19,000	6	3,990
4,000	4,000	75,000	47,000	19,000	6	4,000
4,010	4,000	75,000	47,000	19,000	6	4,010
4,020	4,000	75,000	47,000	19,000	6	4,020
4,030	4,000	75,000	47,000	19,000	6	4,030
4,040	4,000	75,000	43,000	19,000	6	4,040
4,100	4,000	75,000	47,000	19,000	6	4,100
4,200	4,000	75,000	47,000	19,000	6	4,200
4,500	4,500	80,000	52,000	21,000	6	4,500
4,800	5,000	86,000	58,000	23,000	6	4,800
4,980	5,000	86,000	58,000	23,000	6	4,980
4,990	5,000	86,000	58,000	23,000	6	4,990
5,000	5,000	86,000	58,000	23,000	6	5,000
5,010	5,000	86,000	58,000	23,000	6	5,010
5,020	5,000	86,000	58,000	23,000	6	5,020
5,030	5,000	86,000	58,000	23,000	6	5,030
5,100	5,000	86,000	58,000	23,000	6	5,100
5,200	5,000	86,000	58,000	23,000	6	5,200
5,500	5,600	93,000	57,000	26,000	6	5,500
5,800	5,600	93,000	57,000	26,000	6	5,800
5,980	5,600	93,000	57,000	26,000	6	5,980
5,990	5,600	93,000	57,000	26,000	6	5,990
6,000	5,600	93,000	57,000	26,000	6	6,000
6,010	6,300	101,000	65,000	28,000	6	6,010
6,020	6,300	101,000	65,000	28,000	6	6,020
6,100	6,300	101,000	65,000	28,000	6	6,100
6,200	6,300	101,000	65,000	28,000	6	6,200
6,350	6,300	101,000	63,000	28,000	6	6,350
6,500	6,300	101,000	65,000	28,000	6	6,500
7,000	7,100	109,000	73,000	31,000	6	7,000
7,010	7,100	109,000	73,000	31,000	6	7,010
7,020	7,100	109,000	73,000	31,000	6	7,020
7,100	7,100	109,000	73,000	31,000	6	7,100
7,500	7,100	109,000	73,000	31,000	6	7,500
7,980	8,000	117,000	81,000	33,000	6	7,980
8,000	8,000	117,000	81,000	33,000	6	8,000
8,010	8,000	117,000	81,000	33,000	6	8,010
8,020	8,000	117,000	81,000	33,000	6	8,020
8,030	8,000	117,000	81,000	33,000	6	8,030
8,050	8,000	117,000	81,000	33,000	6	8,050
8,100	8,000	117,000	81,000	33,000	6	8,100
8,200	8,000	117,000	81,000	33,000	6	8,200
8,500	8,000	117,000	81,000	33,000	6	8,500
8,900	9,000	125,000	85,000	36,000	6	8,900
9,000	9,000	125,000	85,000	36,000	6	9,000
9,010	9,000	125,000	85,000	36,000	6	9,010
9,020	9,000	125,000	85,000	36,000	6	9,020
9,500	9,000	125,000	85,000	36,000	6	9,500
9,980	10,000	133,000	93,000	38,000	6	9,980
10,000	10,000	133,000	93,000	38,000	6	10,000
10,010	10,000	133,000	93,000	38,000	6	10,010
10,020	10,000	133,000	93,000	38,000	6	10,020
10,030	10,000	133,000	93,000	38,000	6	10,030
10,500	10,000	133,000	93,000	38,000	6	10,500
11,000	10,000	142,000	102,000	41,000	6	11,000
11,010	10,000	142,000	102,000	41,000	6	11,010
11,020	10,000	142,000	102,000	41,000	6	11,020
11,500	10,000	142,000	102,000	41,000	6	11,500
12,000	10,000	151,000	111,000	44,000	6	12,000

HSS-Reibwerkzeuge

Maschinen-Reibahlen

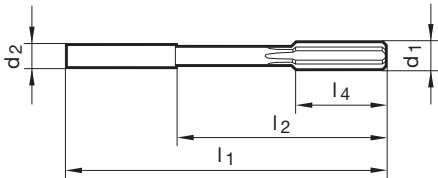


Katalog-Nr. 72640



P	M	K	N	S	H	Arbeitsrichtwerte Seite 692
●	○	●	●	○		

- $\leq \varnothing 3,75$ mm beidseitig mit Vollspitze
- $> \varnothing 3,75$ mm beidseitig mit Innenzentrierung
- für Zugfestigkeiten bis max. 1000 N/mm²



d1 mm	d2 h6 mm	l1 mm	l2 mm	l4 mm	Z	Code-Nr.
2,200	2,200	53,000	25,000	12,000	4	2,200
2,800	2,800	61,000	33,000	15,000	6	2,800
3,200	3,200	65,000	37,000	16,000	6	3,200
3,500	3,500	70,000	42,000	18,000	6	3,500
4,000	4,000	75,000	47,000	19,000	6	4,000
4,500	4,500	80,000	52,000	21,000	6	4,500
5,000	5,000	86,000	58,000	23,000	6	5,000
6,000	5,600	93,000	57,000	26,000	6	6,000
7,000	7,100	109,000	73,000	31,000	6	7,000
8,000	8,000	117,000	81,000	33,000	6	8,000
9,000	9,000	125,000	85,000	36,000	6	9,000
10,000	10,000	133,000	93,000	38,000	6	10,000
11,000	10,000	142,000	102,000	41,000	6	11,000
12,000	10,000	151,000	111,000	44,000	6	12,000
13,000	10,000	151,000	111,000	44,000	6	13,000
14,000	12,500	160,000	115,000	47,000	8	14,000
15,000	12,500	162,000	117,000	50,000	8	15,000
16,000	12,500	170,000	125,000	52,000	8	16,000
17,000	14,000	175,000	130,000	54,000	8	17,000
19,000	16,000	189,000	141,000	58,000	8	19,000
20,000	16,000	195,000	147,000	60,000	8	20,000

HSS-Reibwerkzeuge

Maschinen-Reibahlen



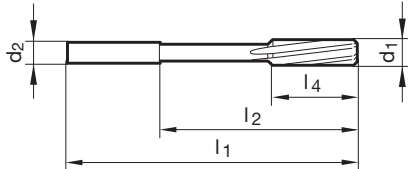
Katalog-Nr. 72650



P	M	K	N	S	H
•	○	•	•	○	

Arbeitsrichtwerte
Seite 692

- > Ø 3,75 mm beidseitig mit Innenzentrierung
- ≤ Ø 3,75 mm beidseitig mit Vollspitze
- für Zugfestigkeiten bis max. 1000 N/mm²
- nur für Durchgangsbohrungen



d1 mm	d2 h6 mm	l1 mm	l2 mm	l4 mm	Z	Code-Nr.
2,200	2,200	53,000	25,000	12,000	6	2,200
2,800	2,800	61,000	33,000	15,000	6	2,800
3,200	3,200	65,000	37,000	16,000	6	3,200
4,000	4,000	75,000	47,000	19,000	6	4,000
4,500	4,500	80,000	52,000	21,000	6	4,500
5,000	5,000	86,000	58,000	23,000	6	5,000
5,500	5,600	93,000	57,000	26,000	6	5,500
6,000	5,600	93,000	57,000	26,000	6	6,000
6,500	6,300	101,000	65,000	28,000	6	6,500
7,000	7,100	109,000	73,000	31,000	6	7,000
8,000	8,000	117,000	81,000	33,000	6	8,000
9,000	9,000	125,000	85,000	36,000	6	9,000
10,000	10,000	133,000	93,000	38,000	6	10,000
11,000	10,000	142,000	102,000	41,000	6	11,000
12,000	10,000	151,000	111,000	44,000	6	12,000
13,000	10,000	151,000	111,000	44,000	6	13,000
14,000	12,500	160,000	115,000	47,000	8	14,000
15,000	12,500	162,000	117,000	50,000	8	15,000
16,000	12,500	170,000	125,000	52,000	8	16,000
17,000	14,000	175,000	130,000	54,000	8	17,000
18,000	14,000	182,000	137,000	56,000	8	18,000
20,000	16,000	195,000	147,000	60,000	8	20,000

HSS-Reibwerkzeuge

Maschinen-Reibahlen



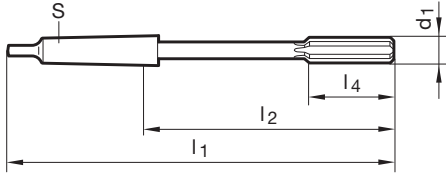
Katalog-Nr. 72660



P	M	K	N	S	H
●	○	●	●	○	

Arbeitsrichtwerte
Seite 692

- Ø 3,00 mm Schneidseite mit Vollspitze, Schaftseite mit Innenzentrierung
- ≤ Ø 4,00 mm nach Werksnorm
- > Ø 3,00 mm beidseitig mit Innenzentrierung
- für Zugfestigkeiten bis max. 1000 N/mm²



d1 mm	S	l1 mm	l2 mm	l4 mm	Z	Code-Nr.
8,000	MK-1	156,000	94,000	33,000	6	8,000
9,000	MK-1	162,000	100,000	36,000	6	9,000
10,000	MK-1	168,000	106,000	38,000	6	10,000
11,000	MK-1	175,000	113,000	41,000	6	11,000
12,000	MK-1	182,000	120,000	44,000	6	12,000
13,000	MK-1	182,000	120,000	44,000	6	13,000
14,000	MK-1	189,000	127,000	47,000	8	14,000
15,000	MK-2	204,000	129,000	50,000	8	15,000
16,000	MK-2	210,000	135,000	52,000	8	16,000
17,000	MK-2	214,000	139,000	54,000	8	17,000
18,000	MK-2	219,000	144,000	56,000	8	18,000
19,000	MK-2	223,000	148,000	58,000	8	19,000
20,000	MK-2	228,000	153,000	60,000	8	20,000
21,000	MK-2	232,000	157,000	62,000	8	21,000
22,000	MK-2	237,000	162,000	64,000	8	22,000
23,000	MK-2	241,000	166,000	66,000	8	23,000
24,000	MK-3	268,000	174,000	68,000	8	24,000
25,000	MK-3	268,000	174,000	68,000	8	25,000
26,000	MK-3	273,000	179,000	70,000	8	26,000
28,000	MK-3	277,000	183,000	71,000	10	28,000
30,000	MK-3	281,000	187,000	73,000	10	30,000
35,000	MK-4	321,000	203,500	78,000	10	35,000

HSS-Reibwerkzeuge

Maschinen-Reibahlen

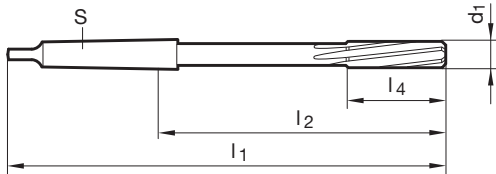


Katalog-Nr. 72670



P	M	K	N	S	H	Arbeitsrichtwerte Seite 692
•	○	•	•	○		

- $\leq \varnothing 4,00$ mm nach Werksnorm
- $> \varnothing 3,00$ mm beidseitig mit Innenzentrierung
- $\varnothing 3,00$ mm Schneidseite mit Vollspitze, Schaftseite mit Innenzentrierung
- für Zugfestigkeiten bis max. 1000 N/mm^2
- nur für Durchgangsbohrungen




d1 mm	S	l1 mm	l2 mm	l4 mm	Z	Code-Nr.
5,000	MK-1	133,000	71,000	23,000	6	5,000
6,000	MK-1	138,000	76,000	26,000	6	6,000
7,000	MK-1	150,000	88,000	31,000	6	7,000
8,000	MK-1	156,000	94,000	33,000	6	8,000
9,000	MK-1	162,000	100,000	36,000	6	9,000
10,000	MK-1	168,000	106,000	38,000	6	10,000
11,000	MK-1	175,000	113,000	41,000	6	11,000
12,000	MK-1	182,000	120,000	44,000	6	12,000
13,000	MK-1	182,000	120,000	44,000	6	13,000
14,000	MK-1	189,000	127,000	47,000	8	14,000
15,000	MK-2	204,000	129,000	50,000	8	15,000
16,000	MK-2	210,000	135,000	52,000	8	16,000
17,000	MK-2	214,000	139,000	54,000	8	17,000
18,000	MK-2	219,000	144,000	56,000	8	18,000
19,000	MK-2	223,000	148,000	58,000	8	19,000
20,000	MK-2	228,000	153,000	60,000	8	20,000
21,000	MK-2	232,000	157,000	62,000	8	21,000
22,000	MK-2	237,000	162,000	64,000	8	22,000
23,000	MK-2	241,000	166,000	66,000	8	23,000
24,000	MK-3	268,000	174,000	68,000	8	24,000
25,000	MK-3	268,000	174,000	68,000	8	25,000
26,000	MK-3	273,000	179,000	70,000	8	26,000
27,000	MK-3	277,000	183,000	71,000	10	27,000
28,000	MK-3	277,000	183,000	71,000	10	28,000
29,000	MK-3	281,000	187,000	73,000	10	29,000
30,000	MK-3	281,000	187,000	73,000	10	30,000
31,000	MK-3	285,000	191,000	75,000	10	31,000
32,000	MK-4	317,000	199,500	77,000	10	32,000
33,000	MK-4	317,000	199,500	77,000	10	33,000
34,000	MK-4	321,000	203,500	78,000	10	34,000
35,000	MK-4	321,000	203,500	78,000	10	35,000
38,000	MK-4	329,000	211,500	81,000	10	38,000
40,000	MK-4	329,000	211,500	81,000	10	40,000
44,000	MK-4	336,000	218,500	83,000	12	44,000
45,000	MK-4	336,000	218,500	83,000	12	45,000
50,000	MK-4	344,000	226,500	86,000	12	50,000

HSS-Reibwerkzeuge

Maschinen-Schäl-Reibahlen

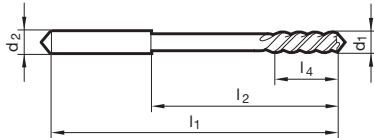


Katalog-Nr. 72690



Arbeitsrichtwerte
Seite 692

- mit konischem Anschnitt, ca. 1/6 der Schneidenlänge
- die besondere Geometrie des Werkzeugs erfordert eine Reibaufmaßvergrößerung der Bohrung um 50 bis 100 %
- > Ø 3,75 mm beidseitig mit Innenzentrierung
- ≤ Ø 3,75 mm beidseitig mit Vollspitze
- der Vorschub sollte 50 % höher gewählt werden als bei allen anderen Reibahlen
- für Zugfestigkeiten bis max. 1000 N/mm²



d1 mm	d2 h6 mm	l1 mm	l2 mm	l4 mm	Z	Code-Nr.
4,000	4,000	75,000	47,000	19,000	3	4,000
4,500	4,500	80,000	52,000	21,000	3	4,500
5,000	5,000	86,000	58,000	23,000	3	5,000
5,500	5,600	93,000	57,000	26,000	3	5,500
6,000	5,600	93,000	57,000	26,000	3	6,000
7,000	7,100	109,000	73,000	31,000	3	7,000
8,000	8,000	117,000	81,000	33,000	3	8,000
9,000	9,000	125,000	85,000	36,000	3	9,000
10,000	10,000	133,000	93,000	38,000	3	10,000
12,000	10,000	151,000	111,000	44,000	3	12,000
13,000	10,000	151,000	111,000	44,000	3	13,000

HSS-Reibwerkzeuge

Maschinen-Nietloch-Reibahlen

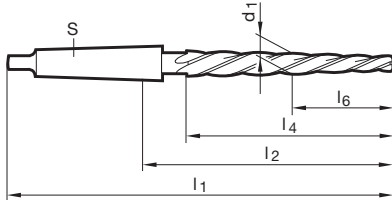


Katalog-Nr. 72680



P	M	K	N	S	H
●	○	●	●		

Arbeitsrichtwerte
Seite 692



- mit langem, konischen Anschnitt 1:10
- korrigiert den Bohrungsversatz übereinander angeordneter Blechteile auf den gewünschten Bohrungs-Ø (z. B. zum Vernieten oder Verschrauben)
- Herstellungstoleranz k11
- beidseitig mit Innenzentrierung
- Anschnittkegel 1:10
- Hauptanwendungsgebiet:
 - Stahlbau, Kessel- und Behälterbau, Schiffbau
 - Werkzeug mit hoher Zerspanungsleistung
 - auch für langsam laufende Handbohrmaschinen
 - für Zugfestigkeiten bis max. 1000 N/mm²

d1 mm	S	l1 mm	l2 mm	l4 mm	l6 mm	Z	Code-Nr.
9,500	MK-1	166,000	104,000	90,000	27,000	4	9,500
10,000	MK-1	171,000	109,000	95,000	30,000	4	10,000
12,000	MK-2	199,000	124,000	105,000	39,000	4	12,000
13,000	MK-2	199,000	124,000	105,000	39,000	4	13,000
15,000	MK-2	219,000	144,000	125,000	45,000	5	15,000
17,000	MK-3	251,000	157,000	135,000	51,000	5	17,000
19,000	MK-3	261,000	167,000	145,000	58,000	5	19,000
20,000	MK-3	271,000	177,000	155,000	62,000	5	20,000
21,000	MK-3	271,000	177,000	155,000	62,000	5	21,000
23,000	MK-3	281,000	187,000	165,000	66,000	5	23,000
25,000	MK-3	296,000	202,000	180,000	72,000	5	25,000
36,000	MK-4	364,000	246,500	220,000	88,000	5	36,000
37,000	MK-4	364,000	246,500	220,000	88,000	5	37,000

HSS-Reibwerkzeuge

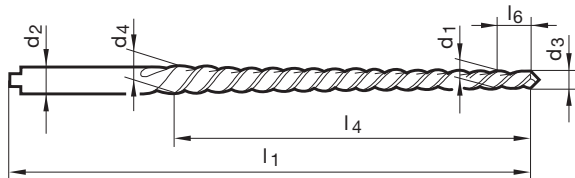
Maschinen-Kegel-Reibbahnen



Katalog-Nr. 72741



P	M	K	N	S	H	Arbeitsrichtwerte Seite 692
•		•	•			



- für Einzelfertigung und Reparaturen
- mit Kegel 1:50 zum Reiben von Bohrungen für Kegelstifte nach DIN 1, 258, 7977 und 7978
- > Ø 4,00 mm beidseitig mit Innenzentrierung
- ≤ Ø 4,00 mm beidseitig mit Vollspitze
- Vorbohren: zylindrisch
- ≤ Ø 1,50 mm nach Werksnorm
- mit Mitnehmer nach DIN 1809
- für Zugfestigkeiten bis max. 1000 N/mm²

d1 mm	d2 mm	d3 mm	d4 mm	l1 mm	l4 mm	l6 mm	Z	Code-Nr.
2,000	3,150	1,900	2,860	86,000	48,000	5,000	3	2,000
2,500	3,150	2,400	3,360	86,000	48,000	5,000	3	2,500
3,000	4,000	2,900	4,060	100,000	58,000	5,000	3	3,000
4,000	5,000	3,900	5,260	112,000	68,000	5,000	3	4,000
5,000	6,300	4,900	6,360	122,000	73,000	5,000	3	5,000
6,000	8,000	5,900	8,000	160,000	105,000	5,000	3	6,000
6,500	8,500	6,400	8,780	188,000	119,000	5,000	3	6,500
8,000	10,000	7,900	10,800	207,000	145,000	5,000	3	8,000
10,000	12,500	9,900	13,400	245,000	175,000	5,000	3	10,000
12,000	16,000	11,860	16,000	290,000	210,000	7,000	3	12,000

HSS-Reibwerkzeuge

Hand-Kegel-Reibahlen

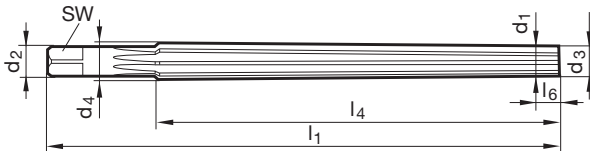


Katalog-Nr. 72730



P	M	K	N	S	H
•		•	•		

- für Einzelfertigung und Reparaturen
- mit Kegel 1:50 zum Reiben von Bohrungen für Kegelstifte
- mit Vierkant nach DIN 10
- Ø 3,50; 4,50; 5,50; 6,50; 7,00; 9,00; 13,00 und 14,00 mm nach Werksnorm
- Vorbohren: zylindrisch
- für Zugfestigkeiten bis max. 900 N/mm²



d1 mm	d2 mm	d3 mm	d4 mm	l1 mm	l4 mm	l6 mm	SW mm	Z	Code-Nr.
1,000	3,150	0,900	1,460	46,000	28,000	5,000	2,4	3	1,000
1,200	3,150	1,100	1,740	50,000	32,000	5,000	2,4	3	1,200
2,000	3,150	1,900	2,860	68,000	48,000	5,000	2,4	3	2,000
3,000	4,000	2,900	4,060	80,000	58,000	5,000	3,0	5	3,000
4,000	5,000	3,900	5,260	93,000	68,000	5,000	3,8	5	4,000
5,000	6,300	4,900	6,360	100,000	73,000	5,000	4,9	5	5,000
6,000	8,000	5,900	8,000	135,000	105,000	5,000	6,2	6	6,000
8,000	10,000	7,900	10,800	180,000	145,000	5,000	8,0	6	8,000
10,000	12,500	9,900	13,400	215,000	175,000	5,000	10,0	6	10,000
12,000	14,000	11,800	16,000	255,000	210,000	10,000	11,0	8	12,000
16,000	18,000	15,800	20,400	280,000	230,000	10,000	14,5	8	16,000

HSS-Reibwerkzeuge

Hand-Reibbahnen

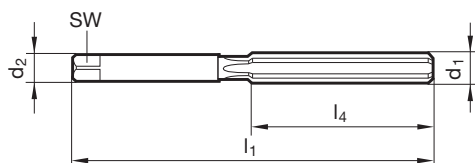


Katalog-Nr. 72600



P	M	K	N	S	H
•		•	•		

- für Einzelfertigung und Reparaturen
- mit langem, konischem Anschnitt, ca. 1/3 der Schneidenlänge
- wegen der Anschnittlänge für Grundlöcher nicht geeignet
- mit Vierkant nach DIN 10
- $\leq \varnothing 3,75$ mm beidseitig mit Vollspitze
- $> \varnothing 3,75$ mm beidseitig mit Innenzentrierung
- $\leq 1,75$ mm nach Werksnorm
- für Zugfestigkeiten bis max. 900 N/mm²



d1 mm	d2 mm	l1 mm	l4 mm	SW mm	Z	Code-Nr.
2,500	2,500	58,000	29,000	2,100	4	2,500
3,000	3,000	62,000	31,000	2,400	6	3,000
4,000	4,000	76,000	38,000	3,000	6	4,000
4,500	4,500	81,000	41,000	3,400	6	4,500
5,000	5,000	87,000	44,000	3,800	6	5,000
5,500	5,500	93,000	47,000	4,300	6	5,500
6,000	6,000	93,000	47,000	4,900	6	6,000
8,000	8,000	115,000	58,000	6,200	6	8,000
9,000	9,000	124,000	62,000	7,000	6	9,000
10,000	10,000	133,000	66,000	8,000	6	10,000
11,000	11,000	142,000	71,000	9,000	6	11,000
12,000	12,000	152,000	76,000	9,000	6	12,000
13,000	13,000	152,000	76,000	10,000	6	13,000
14,000	14,000	163,000	81,000	11,000	8	14,000
15,000	15,000	163,000	81,000	12,000	8	15,000
16,000	16,000	175,000	87,000	12,000	8	16,000
17,000	17,000	175,000	87,000	13,000	8	17,000
18,000	18,000	188,000	93,000	14,500	8	18,000
19,000	19,000	188,000	93,000	14,500	8	19,000
20,000	20,000	201,000	100,000	16,000	8	20,000
25,000	25,000	231,000	115,000	20,000	8	25,000
28,000	28,000	247,000	124,000	22,000	10	28,000
32,000	32,000	265,000	133,000	24,000	10	32,000
34,000	34,000	284,000	142,000	26,000	10	34,000

HSS-Reibwerkzeuge

Hand-Reibahlen

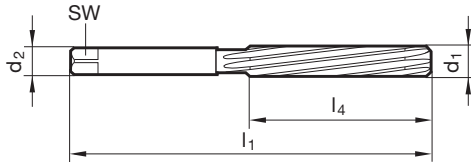


Katalog-Nr. 72610



P	M	K	N	S	H
•		•	•		

- für Einzelfertigung und Reparaturen
- mit langem, konischem Anschnitt, ca. 1/3 der Schneidenlänge
- für Bohrungen mit unterbrochenem Schnitt, z. B. geteilte Werkstücke, Wandunterbrechungen, Querbohrungen u. ä.
- mit Vierkant nach DIN 10
- ≤ Ø 3,75 mm beidseitig mit Vollspitze
- > Ø 3,75 mm beidseitig mit Innenzentrierung
- ≤ 1,75 mm nach Werksnorm
- für Zugfestigkeiten bis max. 900 N/mm²



d1 mm	d2 mm	l1 mm	l4 mm	SW mm	Z	Code-Nr.
2,000	2,000	50,000	25,000	1,600	4	2,000
2,800	2,800	62,000	31,000	2,100	6	2,800
3,000	3,000	62,000	31,000	2,400	6	3,000
4,000	4,000	76,000	38,000	3,000	6	4,000
4,500	4,500	81,000	41,000	3,400	6	4,500
5,000	5,000	87,000	44,000	3,800	6	5,000
6,000	6,000	93,000	47,000	4,900	6	6,000
7,000	7,000	107,000	54,000	5,500	6	7,000
8,000	8,000	115,000	58,000	6,200	6	8,000
9,000	9,000	124,000	62,000	7,000	6	9,000
10,000	10,000	133,000	66,000	8,000	6	10,000
12,000	12,000	152,000	76,000	9,000	6	12,000
13,000	13,000	152,000	76,000	10,000	6	13,000
14,000	14,000	163,000	81,000	11,000	8	14,000
15,000	15,000	163,000	81,000	12,000	8	15,000
16,000	16,000	175,000	87,000	12,000	8	16,000
18,000	18,000	188,000	93,000	14,500	8	18,000
19,000	19,000	188,000	93,000	14,500	8	19,000
20,000	20,000	201,000	100,000	16,000	8	20,000
22,000	22,000	215,000	107,000	18,000	8	22,000
24,000	24,000	231,000	115,000	18,000	8	24,000
25,000	25,000	231,000	115,000	20,000	8	25,000
28,000	28,000	247,000	124,000	22,000	10	28,000
30,000	30,000	247,000	124,000	24,000	10	30,000
32,000	32,000	265,000	133,000	24,000	10	32,000
34,000	34,000	284,000	142,000	26,000	10	34,000
35,000	35,000	284,000	142,000	29,000	10	35,000

HSS-Senker

Kegelsenker 60°

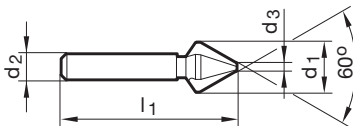


Katalog-Nr. 72326



P	M	K	N	S	H
●	○	●	●	○	

- universelles Entgrat- und Senkwerkzeug z. B. für Gewindekernlöcher
- radial hinterschleifen
- dreischneidig



d1 mm	d2 mm	d3 mm	l1 mm	Z	Code-Nr.
6,300	5,000	1,600	45,000	3	6,300
8,000	6,000	2,000	50,000	3	8,000
12,500	8,000	3,200	56,000	3	12,500
16,000	10,000	4,000	63,000	3	16,000
20,000	10,000	5,000	67,000	3	20,000
25,000	10,000	6,300	71,000	3	25,000

HSS-Senker

Kegelsenker 60°

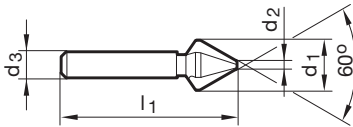


Katalog-Nr. 62327



P	M	K	N	S	H
•	•	•	•	○	

- universelles Entgrat- und Senkwerkzeug z. B. für Gewindekernlöcher
- radial hinterschleifen
- dreischneidig



d1 mm	d2 mm	d3 mm	l1 mm	Z	Code-Nr.
6,300	5,000	1,600	45,000	3	6,300
8,000	6,000	2,000	50,000	3	8,000
12,500	8,000	3,200	56,000	3	12,500
25,000	10,000	6,300	71,000	3	25,000

HSS-Senker

Kegelsenker 90°

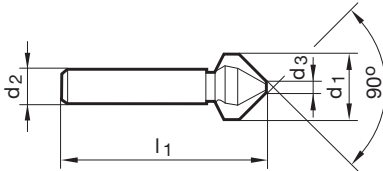


Katalog-Nr. 72346



P	M	K	N	S	H
●	○	●	●	○	

- universelles Entgrat- und Senkwerkzeug z. B. für Gewindekernlöcher
- radial hinterschleifen
- dreischneidig



d1 mm	d2 mm	d3 mm	l1 mm	Z	Code-Nr.
4,300	4,000	1,300	40,000	3	4,300
5,000	4,000	1,500	40,000	3	5,000
5,300	4,000	1,500	40,000	3	5,300
5,800	5,000	1,500	45,000	3	5,800
6,000	5,000	1,500	45,000	3	6,000
6,300	5,000	1,500	45,000	3	6,300
7,000	6,000	1,800	50,000	3	7,000
7,300	6,000	1,800	50,000	3	7,300
8,000	6,000	2,000	50,000	3	8,000
8,300	6,000	2,000	50,000	3	8,300
9,400	6,000	2,200	50,000	3	9,400
10,000	6,000	2,500	50,000	3	10,000
10,400	6,000	2,500	50,000	3	10,400
11,500	8,000	2,800	56,000	3	11,500
12,400	8,000	2,800	56,000	3	12,400
13,400	8,000	2,900	56,000	3	13,400
15,000	10,000	3,200	60,000	3	15,000
16,500	10,000	3,200	60,000	3	16,500
19,000	10,000	3,500	63,000	3	19,000
20,500	10,000	3,500	63,000	3	20,500
23,000	10,000	3,800	67,000	3	23,000
25,000	10,000	3,800	67,000	3	25,000
26,000	10,000	3,800	67,000	3	26,000
28,000	12,000	4,000	71,000	3	28,000
30,000	12,000	4,200	71,000	3	30,000
31,000	12,000	4,200	71,000	3	31,000

HSS-Senker

Kegelsenker 90°

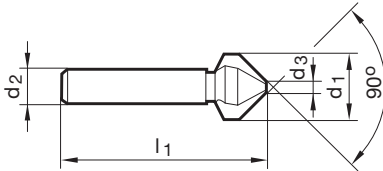


Katalog-Nr. 62347



P	M	K	N	S	H
●	○	●	○	○	

- universelles Entgrat- und Senkwerkzeug z. B. für Gewindekernlöcher
- radial hinterschleifen
- dreischneidig



d1 mm	d2 mm	d3 mm	l1 mm	Z	Code-Nr.
4,300	4,000		40,000	3	4,300
5,000	4,000	1,500	40,000	3	5,000
6,300	5,000	1,500	45,000	3	6,300
7,300	6,000	1,800	50,000	3	7,300
8,000	6,000	2,000	50,000	3	8,000
8,300	6,000	2,000	50,000	3	8,300
9,400	6,000	2,200	50,000	3	9,400
10,000	6,000	2,500	50,000	3	10,000
10,400	6,000	2,500	50,000	3	10,400
11,500	8,000	2,800	56,000	3	11,500
12,400	8,000	2,800	56,000	3	12,400
15,000	10,000	3,200	60,000	3	15,000
16,500	10,000	3,200	60,000	3	16,500
19,000	10,000	3,500	63,000	3	19,000
20,500	10,000	3,500	63,000	3	20,500
25,000	10,000	3,800	67,000	3	25,000
30,000	12,000	4,200	71,000	3	30,000
31,000	12,000	4,200	71,000	3	31,000

HSS-Senker

Kegelsenker 90°

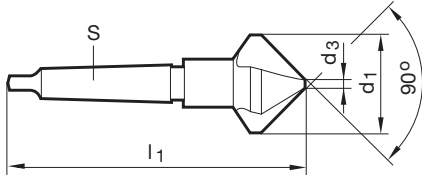


Katalog-Nr. 72356



P	M	K	N	S	H
●	○	●	●	○	

- universelles Entgrat- und Senkwerkzeug z. B. für Gewindekernlöcher
- radial hinterschliften
- dreischneidig



d1 mm	S	d3 mm	l1 mm	Z	Code-Nr.
15,000	MK-1	3,200	85,000	3	15,000
19,000	MK-2	3,500	100,000	3	19,000
20,500	MK-2	3,500	100,000	3	20,500
25,000	MK-2	3,800	106,000	3	25,000
30,000	MK-2	4,200	112,000	3	30,000
31,000	MK-2	4,200	112,000	3	31,000
34,000	MK-2	4,500	118,000	3	34,000
37,000	MK-2	4,800	118,000	3	37,000
40,000	MK-3	10,000	140,000	3	40,000
50,000	MK-3	14,000	150,000	3	50,000
63,000	MK-4	16,000	180,000	3	63,000
80,000	MK-4	22,000	190,000	3	80,000

HSS-Senker

Kegelsenker 90°

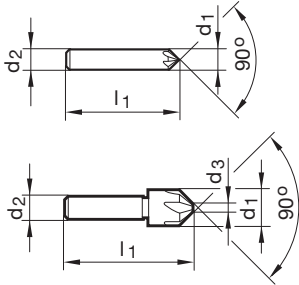


Katalog-Nr. 72345



P	M	K	N	S	H
•	○	•	•	•	

- gerade genutet
- mehrschneidig
- mit Flächenhinterschliff



d1 mm	d2 mm	d3 mm	l1 mm	Z	Code-Nr.
8,000	8,000		48,000	5	8,000
12,500	8,000	2,000	48,000	5	12,500
16,000	10,000	3,200	56,000	7	16,000
20,000	10,000	5,000	60,000	7	20,000

HSS-Senker

Kegelsenkersätze 90°



P	M	K	N	S	H
●	○	●	●	○	

- Satz in Kassette, bestehend aus Katalog-Nr. 72346 Ø 6,3 / 8,3 / 10,4 / 12,4 / 16,5 / 20,5 mm
- universelles Entgrat- und Senkwerkzeug z. B. für Gewindekernlöcher
- radial hinterschleifen
- dreischneidig

Katalog-Nr. 72399

Code-Nr.	d1 mm	Stück pro Satz
8,000	6,30-20,50	6

HSS-Senker

Kegelsenkersätze 90°



P	M	K	N	S	H
●	○	●	○	○	

- Satz in Kassette, bestehend aus Katalog-Nr. 62347 Ø 6,3 / 8,3 / 10,4 / 12,4 / 16,5 / 20,5 mm
- universelles Entgrat- und Senkwerkzeug z. B. für Gewindekernlöcher
- radial hinterschleifen
- dreischneidig

Katalog-Nr. 62399

Code-Nr.	d1 mm	Stück pro Satz
8,000	6,30-20,50	6

HSS-Senker

Flachsenker mit Führungszapfen, Senkung fein

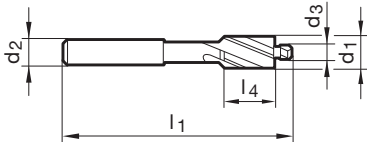


Katalog-Nr. 72304



P	M	K	N	S	H
●	○	●	●	○	

- mit festem Führungszapfen
- drallgenutet mit Rechtsdrall



d1 mm	d2 mm	d3 mm	l1 mm	l4 mm	G	Z	Code-Nr.
6,000	5,000	3,200	71,000	14,000	M 3	3	6,000
8,000	5,000	4,300	71,000	14,000	M 4	3	8,000
10,000	8,000	5,300	80,000	18,000	M 5	3	10,000
11,000	8,000	6,400	80,000	18,000	M 6	3	11,000
15,000	12,500	8,400	100,000	22,000	M 8	3	15,000
18,000	12,500	10,500	100,000	22,000	M 10	3	18,000
20,000	12,500	13,000	100,000	22,000	M 12	3	20,000

HSS-Senker

Flachsenker mit Führungszapfen, Senkung mittel

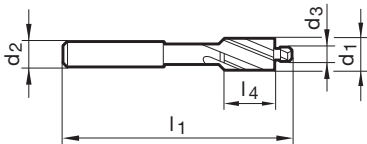


Katalog-Nr. 72305



P	M	K	N	S	H
●	○	●	●	○	

- mit festem Führungszapfen
- drallgenutet mit Rechtsdrall
- für Senkungen nach DIN 974, Teil 1



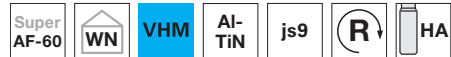
d1 mm	d2 mm	d3 mm	l1 mm	l6 mm	d1	Z	Code-Nr.
6,000	5,000	3,400	71,000	14,000	M 3	3	6,000
8,000	5,000	4,500	71,000	14,000	M 4	3	8,000
10,000	8,000	5,500	80,000	18,000	M 5	3	10,000
11,000	8,000	6,600	80,000	18,000	M 6	3	11,000
15,000	12,500	9,000	100,000	22,000	M 8	3	15,000
18,000	12,500	11,000	100,000	22,000	M 10	3	18,000

Entgrat- und Faswerkzeuge

Entgratfräser 60°

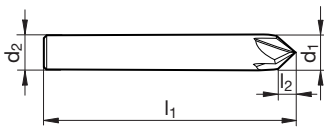


Katalog-Nr. 53393



P	M	K	N	S	H
•	•	•	•	•	

• Entgrat- und Anfasfräser, z.B. zur Bearbeitung des Bohrungseintritts mit Faswinkel 60°



d1 js9 mm	d2 h6 mm	l1 mm	l2 mm	Z	Code-Nr.
4,000	4,000	50,000	3,500	4	4,000
6,000	6,000	57,000	5,200	4	6,000
8,000	8,000	63,000	7,000	4	8,000
10,000	10,000	72,000	8,700	4	10,000
12,000	12,000	83,000	10,400	4	12,000

Entgrat- und Faswerkzeuge

Entgratfräser 60°

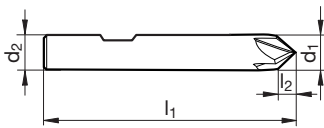


Katalog-Nr. 53394



P	M	K	N	S	H
•	•	•	•	•	

- Entgrat- und Anfasfräser, z.B. zur Bearbeitung des Bohrungseintritts mit Faswinkel 60°



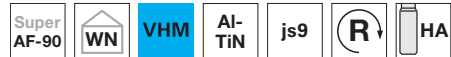
d1 js9 mm	d2 h6 mm	l1 mm	l2 mm	Z	Code-Nr.
6,000	6,000	57,000	5,200	4	6,000
8,000	8,000	63,000	7,000	4	8,000
10,000	10,000	72,000	8,700	4	10,000
12,000	12,000	83,000	10,400	4	12,000

Entgrat- und Faswerkzeuge

Entgratfräser 90°

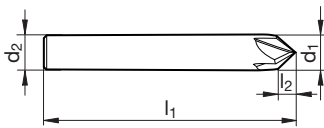


Katalog-Nr. 53395



P	M	K	N	S	H
•	•	•	•	•	

- Entgrat- und Anfasfräser, z.B. zur Bearbeitung des Bohrungseintritts mit Faswinkel 90°



d1 js9 mm	d2 h6 mm	l1 mm	l2 mm	Z	Code-Nr.
4,000	4,000	50,000	2,000	4	4,000
6,000	6,000	57,000	3,000	4	6,000
8,000	8,000	63,000	4,000	4	8,000
10,000	10,000	72,000	5,000	4	10,000
12,000	12,000	83,000	6,000	4	12,000

Entgrat- und Faswerkzeuge

Entgratfräser 90°

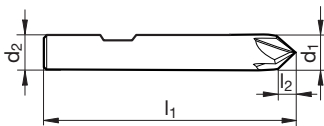


Katalog-Nr. 53396



P	M	K	N	S	H
•	•	•	•	•	

- Entgrat- und Anfasfräser, z.B. zur Bearbeitung des Bohrungseintritts mit Faswinkel 90°



d1 js9 mm	d2 h6 mm	l1 mm	l2 mm	Z	Code-Nr.
4,000	4,000	50,000	2,000	4	4,000
6,000	6,000	57,000	3,000	4	6,000
8,000	8,000	63,000	4,000	4	8,000
10,000	10,000	72,000	5,000	4	10,000
12,000	12,000	83,000	6,000	4	12,000

Entgrat- und Faswerkzeuge

Entgratfräser 120°

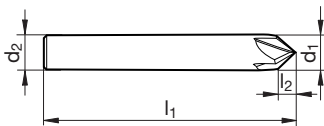


Katalog-Nr. 53397



P	M	K	N	S	H
•	•	•	•	•	

- Entgrat- und Anfasfräser, z.B. zur Bearbeitung des Bohrungseintritts mit Faswinkel 120°



d1 js9 mm	d2 h6 mm	l1 mm	l2 mm	Z	Code-Nr.
4,000	4,000	50,000	1,200	4	4,000
6,000	6,000	57,000	1,800	4	6,000
8,000	8,000	63,000	2,400	4	8,000
10,000	10,000	72,000	2,900	4	10,000
12,000	12,000	83,000	3,500	4	12,000

Entgrat- und Faswerkzeuge

Entgratfräser 120°

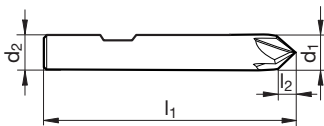


Katalog-Nr. 53398



P	M	K	N	S	H
•	•	•	•	•	

- Entgrat- und Anfasfräser, z.B. zur Bearbeitung des Bohrungseintritts mit Faswinkel 120°



d1 js9 mm	d2 h6 mm	l1 mm	l2 mm	Z	Code-Nr.
6,000	6,000	57,000	1,800	4	6,000
8,000	8,000	63,000	2,400	4	8,000
10,000	10,000	72,000	2,900	4	10,000
12,000	12,000	83,000	3,500	4	12,000

Entgrat- und Faswerkzeuge

Vor- und Rückwärtsentgrater 90°

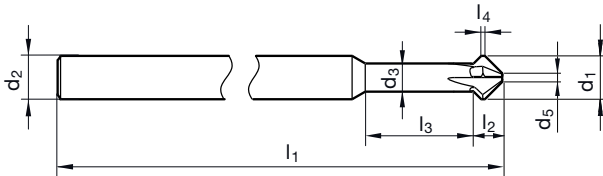


Katalog-Nr. 52365



P	M	K	N	S	H
•	•				

- Entgrat- und Faswerkzeug zur Bearbeitung des Bohrungsein- und -austritts mit Faswinkel 90°
- für die Aufnahme in Hydraulik-Dehnspannfutter und Schrumpffutter
- mit Schaft nach DIN 6535




d1 mm	d2 h6 mm	d3 mm	d5 mm	l1 mm	l2 mm	l3 mm	l4 mm	Z	Code-Nr.
3,000	4,000	2,200	0,600	75,000	2,10	9,300	0,500	4	3,000
4,000	4,000	2,900	0,800	75,000	2,70	12,300	0,500	4	4,000
5,000	5,000	3,900	1,000	75,000	3,00	15,000	0,500	4	5,000
6,000	6,000	3,900	1,200	100,000	3,90	14,300	0,500	4	6,000
8,000	6,000	6,000	1,600	100,000	4,70		0,500	4	8,000
10,000	6,000	6,000	2,000	100,000	6,50		0,500	4	10,000
12,000	6,000	6,000	2,400	100,000	8,30		0,500	4	12,000

Entgrat- und Faswerkzeuge

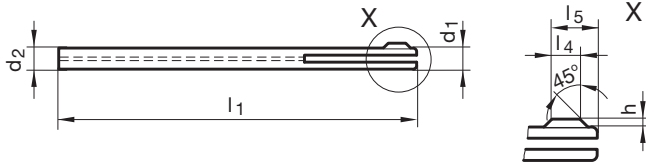
Entgratgabeln




Katalog-Nr. 52360



- Entgratwerkzeug für die Bearbeitung von Bohrungsein- und -austritt sowie von Querbohrungen
- mit Schaft nach DIN 6535
- mit durchgängig zylindrischem Schaft für die Aufnahme in Spannzangen
- mit Innenkühlung
- universell einsetzbar





Code-Nr.	Ø-Bereich mm	d1 mm	d2 mm	l1 mm	l4 mm	l5 mm	h mm
2,000	1,91 -2,15	1,900	1,900	80,000	1,000	2,050	0,350
2,250	2,16 -2,40	2,100	2,100	80,000	1,500	2,600	0,400
2,500	2,41 -2,70	2,400	2,400	80,000	1,500	2,900	0,400
2,750	2,71 -2,90	2,600	2,600	90,000	1,500	2,950	0,450
3,000	2,91 -3,25	2,900	2,900	90,000	2,000	3,650	0,450
3,500	3,26 -3,60	3,200	3,200	90,000	2,000	3,800	0,600
4,000	3,61 -4,25	3,600	3,600	90,000	2,000	4,100	0,700
4,500	4,26 -4,75	4,200	4,200	90,000	2,500	4,600	0,700
5,000	4,76 -5,30	4,700	4,700	100,000	2,500	4,850	0,750
5,500	5,31 -5,80	5,200	5,200	100,000	2,500	4,850	0,750
6,000	5,81 -6,20	5,600	5,600	110,000	3,000	5,800	0,800
6,500	6,21 -6,70	6,000	6,000	110,000	3,000	5,900	0,900
7,000	6,71 -7,10	6,500	6,500	110,000	3,000	5,850	0,850
7,500	7,11 -7,60	6,900	6,900	110,000	3,500	6,950	0,950
8,000	7,61 -8,05	7,300	7,300	110,000	3,500	7,000	1,000








WERKZEUGAUFNAHMEN

Werkzeugaufnahmen

		SK DIN 69871	MAS/BT JIS B6339	HSK-A DIN 69893
Hydraulik- Dehnspannfutter		78213 , S. 749	78221 , S. 750	78299 , S. 748
Schrumpffutter		78738 , S. 755 78729 mit Peripherie- kühlung, S. 756	78739 , S. 757	78736 , S. 753 78755 mit Peripherie- kühlung, S. 754
Zylinderschaft- Aufnahmen „Weldon“/„Whistle- Notch“		78317 Weldon, S. 760 78322 Whistle-Notch, S. 761	78234 Weldon, S. 763 78233 Whistle-Notch, S. 762	78232 Weldon, S. 758 78334 Whistle-Notch, S. 759
Gewindeschneid- Spannfutter		* 78326 Synchronfutter, Zylinderschaft mit IK, S. 767 * 78340 Schnellwechsel- Gewindeschneidfutter ohne IK, S. 769	* 78326 Synchronfutter, Zylinderschaft mit IK, S. 767 * 78340 Schnellwechsel- Gewindeschneidfutter ohne IK, S. 769	* 78326 Synchronfutter, Zylinderschaft mit IK, S. 767 * 78340 Schnellwechsel- Gewindeschneidfutter ohne IK, S. 769

*) in Kombination mit entsprechender Zylinderschaft- oder Grundaufnahme

	Schrumpffutter	Hydraulik-Dehnspannfutter	Zylinderschaft-Aufnahmen „Weldon“/ „Whistle-Notch“
Spannfutter/ Werkzeugaufnahme für zylindrische Werkzeugschäfte			
Eigenschaften	höchste Rundlaufgenauigkeit; sehr schlanke Störkontur; gute Steifigkeit; hohe Spannkraft; modular verlängerbar; patentierte Dämpfungsschraube sichert den Rundlauf	hohe Dämpfung bei höchster Rundlaufgenauigkeit; einfachste Handhabung; flexibler Einsatz durch Reduzierbüchsen auch mit Peripheriekühlung	robustes, günstiges Spannfutter für schwere Zerspanung im niedrigeren Drehzahl- und Genauigkeitsbereich
Hauptanwendung	Bohren, Senken, Fräsen, Reiben, universell und HPC anwendbar	Reiben, Bohren, Senken, HPC-Anwendung, leichtes Fräsen	Schruppperspannung, Fräsen, Bohren
Haupteigenschaft	präzise und universell; schlank; hohe Spannkraft	einfachste Handhabung	einfache Bedienung; sichere Spannung
Rundlauf	< 3µm	< 3µm	< 10µm
bei 5xD	< 5µm	< 5µm	< 25µm
Spannkraft	sehr hoch	sehr hoch	sehr sicher
Steifigkeit	sehr hoch	hoch	sehr hoch
Dämpfung	gering	sehr hoch	gering
Störkontur	klein / kleinst	mittel	groß
Handhabung	gut	sehr gut / sehr flexibel	gut
Betätigung	Schrumpfgerät	Sechskant- Schlüssel	Sechskant- Schlüssel

Hydrodehnspannfutter

Hydraulik-Dehnspannfutter HSK-A mit erhöhter Spannkraft

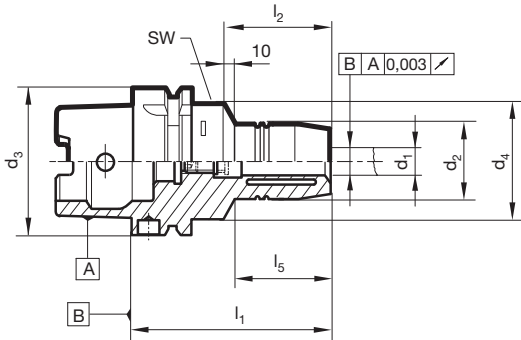


Katalog-Nr. 78299

DIN
69882-7

blank

- Wuchtgüte: G 2,5 / 25.000 U/min
- axiale Längeneinstellung
- geeignet für Werkzeuge mit Innenkühlung
- für Werkzeugschafttoleranz h6
- Überlängen l1= 150 mm, 160 mm (Rundlauf 5 µm) und 200 mm (Rundlauf 7 µm)
- HSK-A nach ISO 12164-1 / DIN 69893-1
- Lieferumfang:
- inkl. Einstellschraube
- inkl. Spannschlüssel
- Kühlmittelübergabesatz separat bestellen



d3	d1 mm	d2 mm	d4 mm	l1 mm	l2 mm	l5 mm	SW mm	kg	Code-Nr.
HSK-A 63	6,000	26,000	50,000	70,000	37,000	24,000	5,0	1,000	6,063
HSK-A 63	8,000	28,000	50,000	70,000	37,000	24,000	5,0	1,056	8,063
HSK-A 63	10,000	30,000	50,000	80,000	41,000	35,000	5,0	1,000	10,063
HSK-A 63	12,000	32,000	50,000	85,000	46,000	40,000	5,0	1,100	12,063
HSK-A 63	14,000	34,000	50,000	85,000	46,000	40,000	5,0	1,100	14,063
HSK-A 63	16,000	38,000	50,000	90,000	49,000	46,000	5,0	1,200	16,063
HSK-A 63	18,000	40,000	50,000	90,000	49,000	47,000	5,0	1,275	18,063
HSK-A 63	20,000	42,000	50,000	90,000	51,000	48,000	5,0	1,200	20,063
HSK-A 63	25,000	57,000	63,000	120,000	57,000	59,000	6,0	2,100	25,063
HSK-A 63	32,000	64,000	75,000	125,000	61,000	63,000	6,0	2,400	32,063
HSK-A 100	6,000	26,000	50,000	75,000	37,000	26,000	5,0	2,400	6,100
HSK-A 100	8,000	28,000	50,000	75,000	37,000	26,000	5,0	2,400	8,100
HSK-A 100	10,000	30,000	50,000	90,000	41,000	42,000	5,0	2,500	10,100
HSK-A 100	12,000	32,000	50,000	95,000	46,000	47,000	5,0	2,500	12,100
HSK-A 100	14,000	34,000	50,000	95,000	46,000	47,000	5,0	2,500	14,100
HSK-A 100	16,000	38,000	50,000	100,000	49,000	53,000	5,0	2,755	16,100
HSK-A 100	18,000	40,000	50,000	100,000	49,000	53,000	5,0	2,700	18,100
HSK-A 100	20,000	42,000	75,000	105,000	51,000	59,000	5,0	3,200	20,100
HSK-A 100	25,000	57,000	75,000	110,000	57,000	62,000	6,0	3,300	25,100
HSK-A 100	32,000	64,000	75,000	110,000	61,000	62,000	6,0	3,800	32,100

Hydrodehnspannfutter

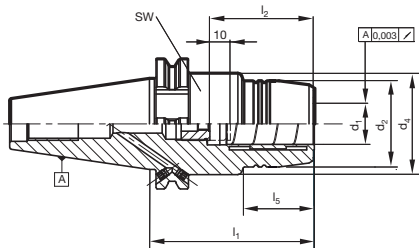
Hydraulik-Dehnspannfutter SK mit erhöhter Spannkraft



Katalog-Nr. 78213



- SK nach DIN ISO 7388-1 Form AD/AF
- Bohrungen für Form B bei Lieferung mit Gewindestiften verschlossen
- Wuchtgüte: G 2,5 / 25.000 U/min
- axiale Längeneinstellung
- für Werkzeugschafttoleranz h6
- geeignet für Werkzeuge mit Innenkühlung
- Lieferumfang:
 - inkl. Einstellschraube
 - inkl. Spanschlüssel
- Anzugsbolzen separat bestellen



d3	d1 mm	d2 mm	d4 mm	l1 mm	l2 mm	l5 mm	SW mm	kg	Code-Nr.
SK 40	6,000	26,000	49,500	80,500	37,000	29,500	5,0	1,500	6,040
SK 40	8,000	28,000	49,500	80,500	37,000	30,000	5,0	1,500	8,040
SK 40	10,000	30,000	49,500	80,500	41,000	31,000	5,0	1,396	10,040
SK 40	12,000	32,000	49,500	80,500	46,000	31,500	5,0	1,500	12,040
SK 40	14,000	34,000	49,500	80,500	46,000	31,500	5,0	1,500	14,040
SK 40	16,000	38,000	49,500	80,500	49,000	33,000	5,0	1,500	16,040
SK 40	18,000	40,000	49,500	80,500	49,000	33,000	5,0	1,500	18,040
SK 40	20,000	49,500	49,500	64,500	51,000	34,000	5,0	1,500	20,040
SK 40	20,000	42,000	49,500	80,500	51,000	34,000	5,0	1,500	20,140
SK 50	12,000	32,000	49,500	80,500	46,000	31,500	5,0	3,500	12,050
SK 50	20,000	42,000	49,500	80,500	51,000	34,000	5,0	4,000	20,050
SK 50	32,000	72,000	72,000	81,000	61,000	34,000	6,0	4,000	32,050

Hydrodehnspannfutter

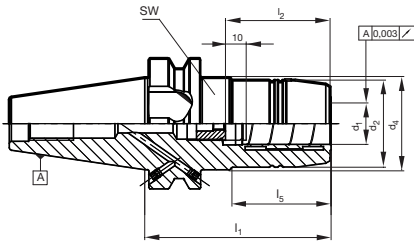
Hydraulik-Dehnspannfutter MAS/BT mit erhöhter Spannkraft



Katalog-Nr. 78221



- Wuchtgüte: G 2,5 / 25.000 U/min
- axiale Längeneinstellung
- für Werkzeugschafttoleranz h6
- geeignet für Werkzeuge mit Innenkühlung
- MAS/BT nach DIN ISO 7388-2 Form JD/JF (Form AD/B)
- Lieferumfang:
 - inkl. Einstellschraube
 - inkl. Spannschlüssel
 - Anzugsbolzen separat bestellen



d3	Form	d1 mm	d2 mm	d4 mm	l1 mm	l2 mm	l5 mm	SW mm	kg	Code-Nr.
BT 40	JD/JF	6,000	26,000	44,500	90,000	37,000	43,000	5,0	1,500	6,040
BT 40	JD/JF	8,000	28,000	44,500	90,000	37,000	44,500	5,0	1,500	8,040
BT 40	JD/JF	10,000	30,000	44,500	90,000	41,000	44,500	5,0	1,500	10,040
BT 40	JD/JF	12,000	32,000	44,500	90,000	46,000	44,500	5,0	1,500	12,040
BT 40	JD/JF	14,000	34,000	44,500	90,000	46,000	44,500	5,0	1,500	14,040
BT 40	JD/JF	16,000	38,000	44,500	90,000	49,000	47,500	5,0	1,500	16,040
BT 40	JD/JF	18,000	40,000	44,500	90,000	49,000	47,500	5,0	1,500	18,040
BT 40	JD/JF	20,000	49,500	49,500	72,500	51,000		5,0	1,500	20,040
BT 40	JD/JF	20,000	42,000	44,500	90,000	51,000	47,500	5,0	1,483	20,140
BT 50	JD/JF	12,000	32,000	44,500	90,000	46,000	34,000	5,0	4,000	12,050
BT 50	JD/JF	20,000	42,000	44,500	90,000	51,000	34,000	5,0	4,000	20,050
BT 50	JD/JF	32,000	72,000	72,000	90,000	61,000		6,0	4,000	32,050

Hydrodehnspannfutter

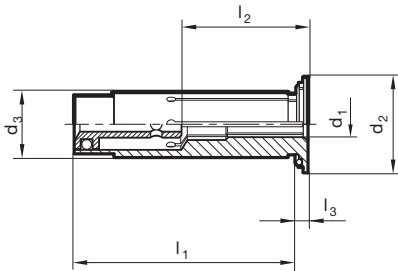
Reduzierbuchsen abgedichtet für Hydraulik-Dehnspannfutter



Katalog-Nr. 78368



- zur Spannung kleinerer Schaft-Ø im Hydraulik-Dehnspannfutter
- Spann-Ø für Werkzeugschafttoleranz h6
- Stirnseite geschlossen, dadurch kühlmitteldicht bis 80 bar
- Rundlaufgenauigkeit $\leq 2 \mu\text{m}$
- mit verstellbarem Anschlag
- bei Verwendung von Reduzierbuchsen kann das zulässig übertragbare Drehmoment um ca. 25% gesteigert werden gegenüber der Direktspannung
- Lieferumfang:
- inkl. Anschlagelement



d3 mm	d1 mm	d2 mm	l1 mm	l3 mm	l2 mm	Code-Nr.
12,000	3,000	16,500	45,000	2,000	26,500	3,012
12,000	4,000	16,500	45,000	2,000	26,500	4,012
12,000	6,000	16,500	45,000	2,000	34,500	6,012
12,000	8,000	16,500	45,000	2,000	34,500	8,012
20,000	3,000	24,100	50,500	2,000	28,500	3,020
20,000	4,000	24,100	50,500	2,000	28,500	4,020
20,000	6,000	24,100	50,500	2,000	37,500	6,020
20,000	8,000	24,100	50,500	2,000	37,500	8,020
20,000	10,000	24,100	50,500	2,000	42,500	10,020
20,000	12,000	24,100	50,500	2,000	47,500	12,020
20,000	14,000	24,100	50,500	2,000	47,500	14,020
20,000	16,000	24,100	50,500	2,000	47,500	16,020
32,000	6,000	35,500	60,500	3,000	35,500	6,032
32,000	8,000	35,500	60,500	3,000	35,500	8,032
32,000	10,000	35,500	60,500	3,000	40,500	10,032
32,000	12,000	35,500	60,500	3,000	42,500	12,032
32,000	14,000	35,500	60,500	3,000	42,500	14,032
32,000	16,000	35,500	60,500	3,000	50,500	16,032
32,000	18,000	35,500	60,500	3,000	50,500	18,032
32,000	20,000	35,500	60,500	3,000	50,500	20,032
32,000	25,000	35,500	60,500	3,000	58,500	25,032

Hydrodehnspannfutter

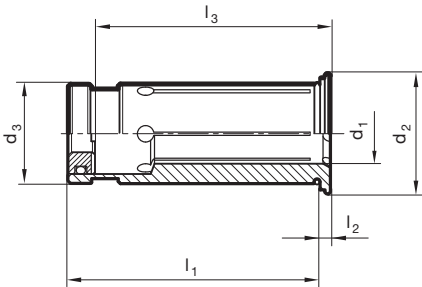
Reduzierbuchsen für Hydraulik-Dehnspannfutter



Katalog-Nr. 78369



- zur Spannung kleinerer Schaft-Ø im Hydraulik-Dehnspannfutter
- Spann-Ø für Werkzeugschafttoleranz h6
- mit Kühlschlitzen für Peripheriekühlung, dadurch Prozess- und Standzeitverbesserung
- Rundlaufgenauigkeit $\leq 2 \mu\text{m}$
- mit verstellbarem Anschlag
- bei Verwendung von Reduzierbuchsen kann das zulässig übertragbare Drehmoment um ca. 25% gesteigert werden gegenüber der Direktspannung
- Lieferumfang:
- inkl. Anschlagelement



d3 mm	d1 mm	d2 mm	l1 mm	l3 mm	l2 mm	Code-Nr.
12,000	3,000	16,500	45,000	2,000	26,500	3,012
12,000	4,000	16,500	45,000	2,000	26,500	4,012
12,000	6,000	16,500	45,000	2,000	34,500	6,012
12,000	8,000	16,500	45,000	2,000	34,500	8,012
20,000	3,000	24,100	50,500	2,000	28,500	3,020
20,000	4,000	24,100	50,500	2,000	28,500	4,020
20,000	6,000	24,100	50,500	2,000	37,500	6,020
20,000	8,000	24,100	50,500	2,000	37,500	8,020
20,000	10,000	24,100	50,500	2,000	42,500	10,020
20,000	12,000	24,100	50,500	2,000	47,500	12,020
20,000	14,000	24,100	50,500	2,000	47,500	14,020
20,000	16,000	24,100	50,500	2,000	47,500	16,020
32,000	6,000	35,500	60,500	3,000	35,500	6,032
32,000	8,000	35,500	60,500	3,000	35,500	8,032
32,000	10,000	35,500	60,500	3,000	40,500	10,032
32,000	12,000	35,500	60,500	3,000	42,500	12,032
32,000	14,000	35,500	60,500	3,000	42,500	14,032
32,000	16,000	35,500	60,500	3,000	50,500	16,032
32,000	18,000	35,500	60,500	3,000	50,500	18,032
32,000	20,000	35,500	60,500	3,000	50,500	20,032
32,000	25,000	35,500	60,500	3,000	58,500	25,032

Schrumpffutter

Schrumpffutter HSK-A

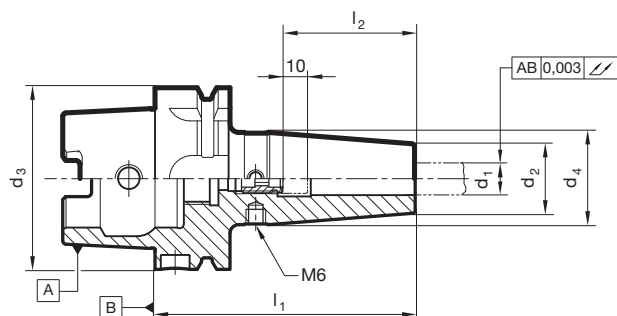


Katalog-Nr. 78736

DIN
69882-8

blank

- Wuchtgüte: G 2,5 / 25.000 U/min oder U < 1 gmm
- inkl. Wuchtgewinde 4xM6/6xM6
- für Werkzeugschafttoleranz h6
- Überlängen I1 = 120 mm, 160 mm (Rundlauf 5 µm) und 200 mm (Rundlauf 7 µm)
- HSK-A nach ISO 12164-1 / DIN 69893-1
- geeignet für Werkzeuge mit Innenkühlung
- Lieferumfang:
- inkl. Einstellschraube
- für konventionelle Kühlung Kühlmittelübergabe-Satz separat bestellen



d3	d1 mm	d2 mm	d4 mm	I1 mm	I2 ± mm	kg	Code-Nr.
HSK-A 63	3,000	10,000	18,000	80,000	30,000	0,700	3,063
HSK-A 63	4,000	10,000	18,000	80,000	35,000	0,700	4,063
HSK-A 63	6,000	21,000	27,000	80,000	36,000	0,800	6,063
HSK-A 63	8,000	21,000	27,000	80,000	36,000	0,800	8,063
HSK-A 63	10,000	24,000	32,000	85,000	41,000	0,900	10,063
HSK-A 63	12,000	24,000	32,000	90,000	46,000	0,945	12,063
HSK-A 63	14,000	27,000	34,000	90,000	46,000	1,000	14,063
HSK-A 63	16,000	27,000	34,000	95,000	49,000	1,000	16,063
HSK-A 63	18,000	33,000	42,000	95,000	49,000	1,200	18,063
HSK-A 63	20,000	33,000	42,000	100,000	51,000	1,200	20,063
HSK-A 63	25,000	44,000	53,000	115,000	57,000	1,800	25,063
HSK-A 63	32,000	44,000	53,000	120,000	61,000	1,700	32,063
HSK-A 100	6,000	21,000	27,000	85,000	36,000	2,200	6,100
HSK-A 100	8,000	21,000	27,000	85,000	36,000	2,200	8,100
HSK-A 100	10,000	24,000	32,000	90,000	41,000	2,300	10,100
HSK-A 100	12,000	24,000	32,000	95,000	46,000	2,300	12,100
HSK-A 100	14,000	27,000	34,000	95,000	46,000	2,300	14,100
HSK-A 100	16,000	27,000	34,000	100,000	49,000	2,300	16,100
HSK-A 100	18,000	33,000	42,000	100,000	49,000	2,500	18,100
HSK-A 100	20,000	33,000	42,000	105,000	51,000	2,500	20,100
HSK-A 100	25,000	44,000	53,000	115,000	57,000	3,000	25,100
HSK-A 100	32,000	44,000	53,000	120,000	61,000	3,000	32,100

Schrumpffutter

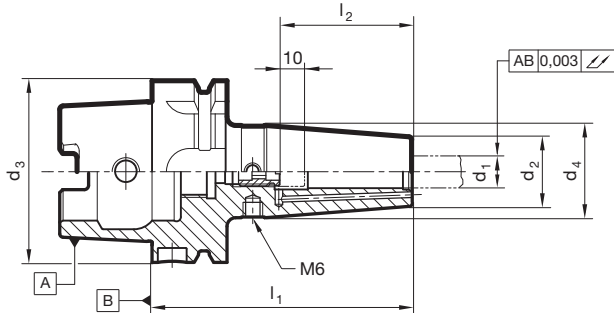
Schrumpffutter HSK-A mit Peripheriekühlung



Katalog-Nr. 78755



- Wuchtgüte: G 2,5 / 25.000 U/min oder U < 1 gmm
- inkl. Wuchtgewinde 4xM6/6xM6
- für Werkzeugschafttoleranz h6
- Kühlkanäle: d1 = 6 - 10 mm mit zwei Kühlkanälen, d1 = 12 - 32 mm mit vier Kühlkanälen
- HSK-A nach ISO 12164-1 / DIN 69893-1
- auch für Werkzeuge mit Innenkühlung geeignet
- Lieferumfang:
- inkl. Einstellschraube
- für konventionelle Kühlung Kühlmittelübergabe-Satz separat bestellen



d3	d1 mm	d2 mm	d4 mm	l1 mm	l2 ± mm	kg	Code-Nr.
HSK-A 63	6,000	21,000	27,000	80,000	36,000	0,859	6,063
HSK-A 63	8,000	21,000	27,000	80,000	36,000	0,800	8,063
HSK-A 63	10,000	24,000	32,000	85,000	41,000	0,927	10,063
HSK-A 63	12,000	24,000	32,000	90,000	46,000	0,938	12,063
HSK-A 63	14,000	27,000	34,000	90,000	46,000	0,985	14,063
HSK-A 63	16,000	27,000	34,000	95,000	49,000	0,999	16,063
HSK-A 63	18,000	33,000	42,000	95,000	49,000	1,167	18,063
HSK-A 63	20,000	33,000	42,000	100,000	51,000	1,191	20,063
HSK-A 100	6,000	21,000	27,000	85,000	36,000	2,200	6,100
HSK-A 100	8,000	21,000	27,000	85,000	36,000	2,200	8,100
HSK-A 100	10,000	24,000	32,000	90,000	41,000	2,300	10,100
HSK-A 100	12,000	24,000	32,000	95,000	46,000	2,300	12,100
HSK-A 100	14,000	27,000	34,000	95,000	46,000	2,300	14,100
HSK-A 100	16,000	27,000	34,000	100,000	49,000	2,300	16,100
HSK-A 100	18,000	33,000	42,000	100,000	49,000	2,500	18,100
HSK-A 100	20,000	33,000	42,000	105,000	51,000	2,500	20,100
HSK-A 100	25,000	44,000	53,000	115,000	57,000	3,000	25,100
HSK-A 100	32,000	44,000	53,000	120,000	61,000	3,000	32,100

Schrumpffutter

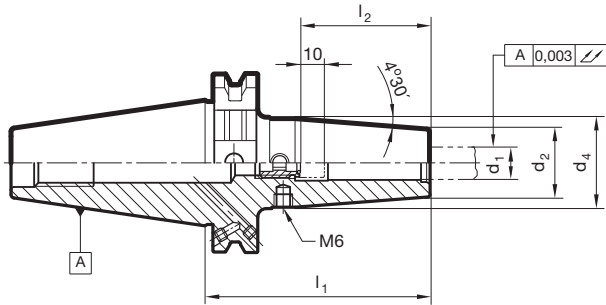
Schrumpffutter SK



Katalog-Nr. 78738



- Wuchtgüte: G 2,5 / 25.000 U/min oder U < 1 gmm
- inkl. Wuchtgewinde 4xM6/6xM6
- SK nach DIN ISO 7388-1 Form AD/AF
- für Werkzeugschafttoleranz h6
- Überlängen I1 = 120 mm, 160 mm (Rundlauf 5 µm) und 200 mm (Rundlauf 7 µm)
- geeignet für Werkzeuge mit Innenkühlung
- Lieferumfang:
- inkl. Einstellschraube
- Anzugsbolzen separat bestellen



d3	d1 mm	d2 mm	d4 mm	I1 mm	I2 ± mm	kg	Code-Nr.
SK 40	3,000	10,000	18,000	80,000	30,000	0,900	3,040
SK 40	4,000	10,000	18,000	80,000	35,000	0,900	4,040
SK 40	6,000	21,000	27,000	80,000	36,000	1,000	6,040
SK 40	8,000	21,000	27,000	80,000	36,000	1,000	8,040
SK 40	10,000	24,000	32,000	80,000	41,000	1,100	10,040
SK 40	12,000	24,000	32,000	81,600	46,000	1,000	12,040
SK 40	14,000	27,000	34,000	81,800	46,000	1,100	14,040
SK 40	16,000	27,000	34,000	82,000	49,000	1,100	16,040
SK 40	18,000	33,000	42,000	82,300	49,000	1,200	18,040
SK 40	20,000	33,000	42,000	82,600	51,000	1,500	20,040
SK 40	25,000	44,000	53,000	103,100	57,000	1,500	25,040
SK 40	32,000	44,000	53,000	100,000	61,000	1,500	32,040
SK 50	3,000	10,000	18,000	80,000	30,000	2,600	3,050
SK 50	4,000	10,000	18,000	80,000	35,000	2,600	4,050
SK 50	6,000	21,000	27,000	80,000	36,000	2,900	6,050
SK 50	8,000	21,000	27,000	80,000	36,000	2,900	8,050
SK 50	10,000	24,000	32,000	80,000	41,000	2,900	10,050
SK 50	12,000	24,000	32,000	81,600	46,000	2,900	12,050
SK 50	14,000	27,000	34,000	81,800	46,000	3,000	14,050
SK 50	16,000	27,000	34,000	82,000	49,000	3,000	16,050
SK 50	18,000	33,000	42,000	82,300	49,000	3,000	18,050
SK 50	20,000	33,000	42,000	82,600	51,000	3,000	20,050
SK 50	25,000	44,000	53,000	103,100	57,000	3,600	25,050
SK 50	32,000	44,000	53,000	100,000	61,000	3,500	32,050

Schrumpffutter

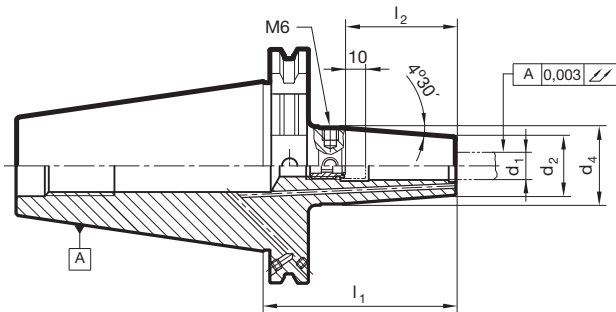
Schrumpffutter SK



Katalog-Nr. 78729



- Wuchtgüte: G 2,5 / 25.000 U/min oder U < 1 gmm
- inkl. Wuchtgewinde 4xM6/6xM6
- SK nach DIN ISO 7388-1 Form AD/AF
- für Werkzeugschafttoleranz h6
- Kühlkanäle: d1 = 6 - 10 mm mit zwei Kühlkanälen, d1 = 12 - 32 mm mit vier Kühlkanälen
- auch für Werkzeuge mit Innenkühlung geeignet
- Lieferumfang:
- inkl. Einstellschraube
- Anzugsbolzen separat bestellen



d3	d1 mm	d2 mm	d4 mm	l1 mm	l2 ± mm	kg	Code-Nr.
SK 40	6,000	21,000	27,000	80,000	36,000	1,000	6,040
SK 40	8,000	21,000	27,000	80,000	36,000	1,019	8,040
SK 40	10,000	24,000	32,000	80,000	41,000	1,100	10,040
SK 40	12,000	24,000	32,000	80,000	46,000	1,000	12,040
SK 40	14,000	27,000	34,000	80,000	46,000	1,100	14,040
SK 40	16,000	27,000	34,000	80,000	49,000	1,100	16,040
SK 40	18,000	33,000	42,000	80,000	49,000	1,234	18,040
SK 40	20,000	33,000	42,000	80,000	51,000	1,500	20,040
SK 50	6,000	21,000	27,000	80,000	36,000	2,800	6,050
SK 50	8,000	21,000	27,000	80,000	36,000	2,800	8,050
SK 50	10,000	24,000	32,000	80,000	41,000	2,800	10,050
SK 50	12,000	24,000	32,000	80,000	46,000	2,800	12,050
SK 50	14,000	27,000	34,000	80,000	46,000	2,800	14,050
SK 50	16,000	27,000	34,000	80,000	49,000	2,800	16,050
SK 50	18,000	33,000	42,000	80,000	49,000	3,000	18,050
SK 50	20,000	33,000	42,000	80,000	51,000	3,000	20,050
SK 50	25,000	44,000	53,000	100,000	57,000	3,500	25,050
SK 50	32,000	44,000	53,000	100,000	61,000	3,300	32,050

Schrumpffutter

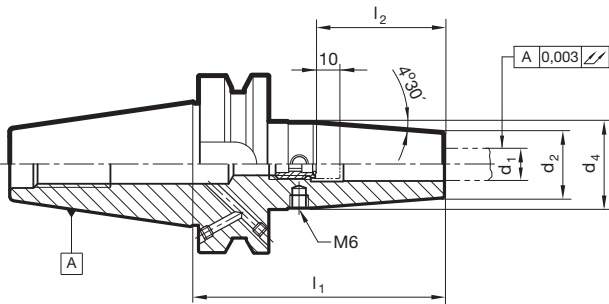
Schrumpffutter MAS/BT



Katalog-Nr. 78739



- Wuchtgüte: G 2,5 / 25.000 U/min oder U < 1 gmm
- inkl. Wuchtgewinde 4xM6/6xM6
- MAS/BT nach DIN ISO 7388-2 Form JD/JF (Form AD/B)
- für Werkzeugschafttoleranz h6
- geeignet für Werkzeuge mit Innenkühlung
- Lieferumfang:
 - inkl. Einstellschraube
 - Anzugsbolzen separat bestellen



d3	Form	d1 mm	d2 mm	d4 mm	l1 ± mm	l2 mm	kg	Code-Nr.
BT 40	JD/JF	3,000	10,000	18,000	85,000	30,000	1,000	3,040
BT 40	JD/JF	4,000	10,000	18,000	85,000	35,000	1,000	4,040
BT 40	JD/JF	6,000	21,000	27,000	90,000	36,000	1,200	6,040
BT 40	JD/JF	8,000	21,000	27,000	90,000	36,000	1,200	8,040
BT 40	JD/JF	10,000	24,000	32,000	90,000	41,000	1,300	10,040
BT 40	JD/JF	12,000	24,000	32,000	90,000	46,000	1,300	12,040
BT 40	JD/JF	14,000	27,000	34,000	90,000	46,000	1,400	14,040
BT 40	JD/JF	16,000	27,000	34,000	90,000	49,000	1,400	16,040
BT 40	JD/JF	18,000	33,000	42,000	90,000	49,000	1,400	18,040
BT 40	JD/JF	20,000	33,000	42,000	90,000	51,000	1,700	20,040
BT 40	JD/JF	25,000	44,000	53,000	100,000	57,000	1,800	25,040
BT 40	JD/JF	32,000	44,000	53,000	100,000	61,000	1,700	32,040
BT 50	JD/JF	6,000	21,000	27,000	100,000	36,000	2,900	6,050
BT 50	JD/JF	8,000	21,000	27,000	100,000	36,000	2,900	8,050
BT 50	JD/JF	10,000	24,000	32,000	100,000	41,000	2,900	10,050
BT 50	JD/JF	12,000	24,000	32,000	100,000	46,000	2,900	12,050
BT 50	JD/JF	14,000	27,000	34,000	100,000	46,000	3,000	14,050
BT 50	JD/JF	16,000	27,000	34,000	100,000	49,000	3,000	16,050
BT 50	JD/JF	18,000	33,000	42,000	100,000	49,000	1,900	18,050
BT 50	JD/JF	20,000	33,000	42,000	100,000	51,000	1,900	20,050
BT 50	JD/JF	25,000	44,000	53,000	110,000	57,000	2,200	25,050
BT 50	JD/JF	32,000	44,000	53,000	110,000	61,000	2,200	32,050

Werkzeugaufnahmen

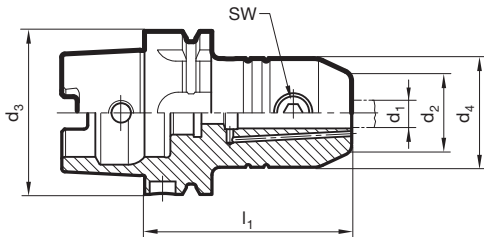
Zylinderschaftaufnahmen Weldon HSK-A



Katalog-Nr. 78232

DIN 69882-4 blank

- Wuchtgüte: G 6,3 / 15.000 U/min
- für Werkzeugschafttoleranz h6
- mit Aufnahmebohrung DIN 1835-2 Form B „Weldon“
- ab Aufnahme d1 = 25 mit zwei Spanschrauben
- mit Kühlkanälen für Peripheriekühlung, dadurch Prozess- und Standzeitverbesserung
- Kühlkanäle: d1 = 6 - 14 mm mit zwei Kühlkanälen, d1 = 16 - 40 mm mit vier Kühlkanälen
- HSK-A nach ISO 12164-1 / DIN 69893-1
- geeignet für Werkzeuge mit Innenkühlung
- Lieferumfang:
- inkl. Spanschraube
- Kühlmittelübergabesatz separat bestellen



d3	d1 mm	d2 mm	d4 mm	l1 mm	SW ± mm	kg	Code-Nr.
HSK-A 63	6,000	15,000	25,000	65,000	3,0	0,800	6,063
HSK-A 63	8,000	20,000	28,000	65,000	4,0	0,800	8,063
HSK-A 63	10,000	25,000	35,000	65,000	5,0	0,900	10,063
HSK-A 63	12,000	30,000	42,000	80,000	6,0	1,200	12,063
HSK-A 63	14,000	32,000	44,000	80,000	6,0	1,200	14,063
HSK-A 63	16,000	36,000	48,000	80,000	6,0	1,300	16,063
HSK-A 63	18,000	38,000	50,000	80,000	6,0	1,400	18,063
HSK-A 63	20,000	40,000	52,000	80,000	8,0	1,400	20,063
HSK-A 63	25,000	45,000	65,000	110,000	10,0	2,400	25,063
HSK-A 63	32,000	56,000	72,000	110,000	10,0	2,700	32,063
HSK-A 100	6,000	15,000	25,000	80,000	3,0	3,000	6,100
HSK-A 100	8,000	20,000	28,000	80,000	4,0	3,200	8,100
HSK-A 100	10,000	25,000	35,000	80,000	5,0	3,400	10,100
HSK-A 100	12,000	30,000	42,000	80,000	6,0	3,400	12,100
HSK-A 100	14,000	32,000	44,000	80,000	6,0	3,500	14,100
HSK-A 100	16,000	36,000	48,000	100,000	6,0	3,800	16,100
HSK-A 100	18,000	38,000	50,000	100,000	6,0	3,800	18,100
HSK-A 100	20,000	40,000	52,000	100,000	8,0	3,900	20,100
HSK-A 100	25,000	45,000	65,000	100,000	10,0	3,900	25,100
HSK-A 100	32,000	56,000	72,000	100,000	10,0	4,200	32,100
HSK-A 100	40,000	60,000	80,000	110,000	10,0	4,600	40,100

Werkzeugaufnahmen

Zylinderschaftaufnahmen Whistle Notch HSK-A

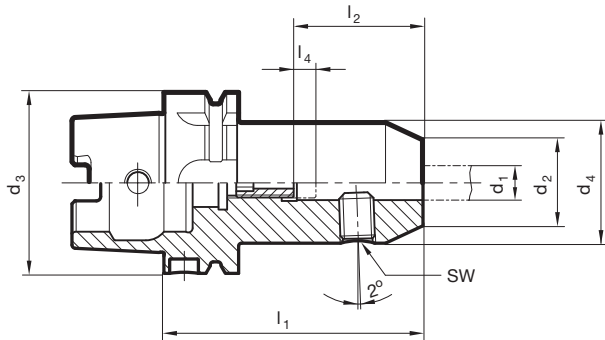


Katalog-Nr. 78334

DIN
69882-5

blank

- Wuchtgüte: G 6,3 / 15.000 U/min
- für Werkzeugschafttoleranz h6
- mit Aufnahmebohrung DIN 1835-2 Form E „Whistle Notch“ mit stirnseitiger Rille zur Identifikation
- ab Aufnahme d1 = 25 mit zwei Spanschrauben
- HSK-A nach ISO 12164-1 / DIN 69893-1
- geeignet für Werkzeuge mit Innenkühlung
- Lieferumfang:
- inkl. Spanschraube und Einstellschraube
- Kühlmittelübergabesatz separat bestellen



d3	d1 mm	d2 mm	d4 mm	l1 mm	l2 mm	l4 mm	SW mm	kg	Code-Nr.
HSK-A 63	6,000	15,000	25,000	80,000	36,000	10,000	3,0	0,860	6,063
HSK-A 63	8,000	20,000	28,000	80,000	36,000	10,000	4,0	0,900	8,063
HSK-A 63	10,000	25,000	35,000	80,000	40,000	10,000	5,0	1,000	10,063
HSK-A 63	12,000	30,000	42,000	90,000	45,000	10,000	6,0	1,240	12,063
HSK-A 63	14,000	32,000	44,000	90,000	45,000	10,000	6,0	1,280	14,063
HSK-A 63	16,000	36,000	48,000	100,000	48,000	10,000	6,0	1,530	16,063
HSK-A 63	18,000	38,000	50,000	100,000	48,000	10,000	6,0	1,600	18,063
HSK-A 63	20,000	40,000	52,000	100,000	50,000	10,000	8,0	1,650	20,063
HSK-A 63	25,000	45,000	65,000	110,000	56,000	10,000	10,0	2,340	25,063
HSK-A 63	32,000	56,000	72,000	110,000	60,000	10,000	10,0	2,540	32,063
HSK-A 100	6,000	15,000	25,000	90,000	36,000	10,000	3,0	2,600	6,100
HSK-A 100	8,000	20,000	28,000	90,000	36,000	10,000	4,0	2,600	8,100
HSK-A 100	10,000	25,000	35,000	90,000	40,000	10,000	5,0	2,600	10,100
HSK-A 100	12,000	30,000	42,000	100,000	45,000	10,000	6,0	2,800	12,100
HSK-A 100	14,000	32,000	44,000	100,000	45,000	10,000	6,0	2,850	14,100
HSK-A 100	16,000	36,000	48,000	100,000	48,000	10,000	6,0	2,970	16,100
HSK-A 100	18,000	38,000	50,000	100,000	48,000	10,000	6,0	3,100	18,100
HSK-A 100	20,000	40,000	52,000	110,000	50,000	10,000	8,0	3,230	20,100
HSK-A 100	25,000	45,000	65,000	120,000	56,000	10,000	10,0	4,060	25,100
HSK-A 100	32,000	56,000	72,000	120,000	60,000	10,000	10,0	4,400	32,100

Werkzeugaufnahmen

Zylinderschaftaufnahmen Weldon SK

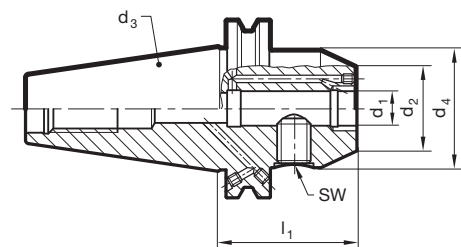


Katalog-Nr. 78317



brüniert

- Wuchtgüte: G 6,3 / 15.000 U/min
- für Werkzeugschafttoleranz h6
- mit Aufnahmebohrung DIN 1835-2 Form B „Weldon“
- SK nach DIN ISO 7388-1 Form AD/AF
- Bohrungen für Form B bei Lieferung mit Gewindestiften verschlossen
- mit Kühlkanälen in der Spannbohrung für Peripheriekühlung, dadurch Prozess- und Standzeitverbesserung
- ab Aufnahme d1 = 25 mit zwei Spanschrauben
- Kühlkanäle: d1 = 6 - 14 mm mit zwei Kühlkanälen, d1 = 16 - 32 mm mit vier Kühlkanälen
- geeignet für Werkzeuge mit Innenkühlung
- Lieferumfang:
- inkl. Spanschraube
- Anzugsbolzen separat bestellen



d3	Form	d1 mm	d2 mm	d4 mm	l1 ± mm	SW mm	kg	Code-Nr.
SK 40	AD/AF	6,000	15,000	25,000	50,000	3,0	0,900	6,040
SK 40	AD/AF	8,000	20,000	28,000	50,000	4,0	0,900	8,040
SK 40	AD/AF	10,000	25,000	35,000	50,000	5,0	1,000	10,040
SK 40	AD/AF	12,000	30,000	42,000	50,000	6,0	1,200	12,040
SK 40	AD/AF	14,000	32,000	44,000	50,000	6,0	1,200	14,040
SK 40	AD/AF	16,000	36,000	48,000	63,000	6,0	1,200	16,040
SK 40	AD/AF	18,000	38,000	50,000	63,000	6,0	1,400	18,040
SK 40	AD/AF	20,000	40,000	52,000	63,000	8,0	1,500	20,040
SK 40	AD/AF	25,000	45,000	65,000	100,000	10,0	2,300	25,040
SK 40	AD/AF	32,000	56,000	72,000	100,000	10,0	2,500	32,040
SK 50	AD/AF	6,000	15,000	25,000	63,000	3,0	2,700	6,050
SK 50	AD/AF	8,000	20,000	28,000	63,000	4,0	2,700	8,050
SK 50	AD/AF	10,000	25,000	35,000	63,000	5,0	2,900	10,050
SK 50	AD/AF	12,000	30,000	42,000	63,000	6,0	3,000	12,050
SK 50	AD/AF	14,000	32,000	44,000	63,000	6,0	3,000	14,050
SK 50	AD/AF	16,000	36,000	48,000	63,000	6,0	3,000	16,050
SK 50	AD/AF	18,000	38,000	50,000	63,000	6,0	3,000	18,050
SK 50	AD/AF	20,000	40,000	52,000	63,000	8,0	3,100	20,050
SK 50	AD/AF	25,000	45,000	65,000	80,000	10,0	3,700	25,050
SK 50	AD/AF	32,000	56,000	72,000	100,000	10,0	4,500	32,050

Werkzeugaufnahmen

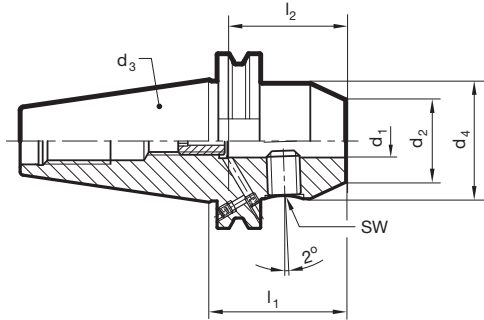
Zylinderschaftaufnahmen Whistle Notch SK



Katalog-Nr. 78322



- Wuchtgüte: G 6,3 / 15.000 U/min
- für Werkzeugschafttoleranz h6
- mit Aufnahmebohrung DIN 1835-2 Form E „Whistle Notch“
- SK nach DIN ISO 7388-1 Form AD/AF
- ab Aufnahme d1 = 25 mit zwei Spannschrauben
- geeignet für Werkzeuge mit Innenkühlung
- Lieferumfang:
- inkl. Spannschraube und Einstellschraube
- Anzugsbolzen separat bestellen



d3	d1 mm	d2 mm	d4 mm	l1 mm	l2 ± mm	SW mm	kg	Code-Nr.
SK 40	6,000	15,000	25,000	50,000	36,000	3,0	0,900	6,040
SK 40	8,000	20,000	28,000	50,000	36,000	4,0	0,900	8,040
SK 40	10,000	25,000	35,000	50,000	40,000	5,0	1,000	10,040
SK 40	12,000	30,000	42,000	50,000	45,000	6,0	1,200	12,040
SK 40	14,000	32,000	44,000	50,000	45,000	6,0	1,200	14,040
SK 40	16,000	36,000	48,000	63,000	48,000	6,0	1,200	16,040
SK 40	18,000	38,000	50,000	63,000	48,000	6,0	1,400	18,040
SK 40	20,000	40,000	52,000	63,000	50,000	8,0	1,500	20,040
SK 40	25,000	45,000	65,000	100,000	56,000	10,0	2,300	25,040
SK 40	32,000	56,000	72,000	100,000	60,000	10,0	2,500	32,040
SK 50	6,000	15,000	25,000	63,000	36,000	3,0	2,700	6,050
SK 50	8,000	20,000	28,000	63,000	36,000	4,0	2,700	8,050
SK 50	10,000	25,000	35,000	63,000	40,000	5,0	2,900	10,050
SK 50	12,000	30,000	42,000	63,000	45,000	6,0	3,000	12,050
SK 50	14,000	32,000	44,000	63,000	45,000	6,0	3,000	14,050
SK 50	16,000	36,000	48,000	63,000	48,000	6,0	3,000	16,050
SK 50	18,000	38,000	50,000	63,000	48,000	6,0	3,000	18,050
SK 50	20,000	40,000	52,000	63,000	50,000	8,0	3,100	20,050
SK 50	25,000	45,000	65,000	80,000	56,000	10,0	3,700	25,050
SK 50	32,000	56,000	72,000	100,000	60,000	10,0	4,500	32,050

Werkzeugaufnahmen

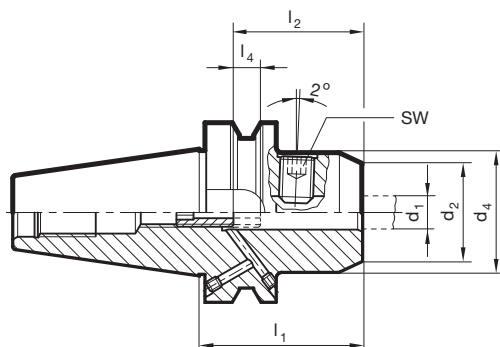
Zylinderschaftaufnahmen WhistleNotch MAS/BT



Katalog-Nr. 78233



- Wuchtgüte: G 6,3 / 15.000 U/min
- für Werkzeugschafttoleranz h6
- MAS/BT nach DIN ISO 7388-2 Form JD/JF
- mit Aufnahmebohrung DIN 1835-2 Form E „Whistle Notch“
- ab Aufnahme d1 = 25 mit zwei Spanschrauben
- Kühlmittelzufuhr Form JD/JF (* BT50 in Ausführung JD ohne Kühlmittelzufuhr über den Bund)
- geeignet für Werkzeuge mit Innenkühlung
- Lieferumfang:
- inkl. Spanschraube und Einstellschraube
- Anzugsbolzen separat bestellen



d3	Form	d1 mm	d2 mm	d4 mm	l1 mm	l2 mm	l4 mm	SW mm	kg	Code-Nr.
BT 40	JD/JF	6,000	15,000	25,000	50,000	36,000	10,000	3,0	5,882	6,040
BT 40	JD/JF	8,000	20,000	28,000	50,000	36,000	10,000	4,0	5,890	8,040
BT 40	JD/JF	10,000	25,000	35,000	63,000	40,000	10,000	5,0	6,024	10,040
BT 40	JD/JF	12,000	30,000	42,000	63,000	45,000	10,000	6,0	6,160	12,040
BT 40	JD/JF	14,000	32,000	44,000	63,000	45,000	10,000	6,0	6,175	14,040
BT 40	JD/JF	16,000	36,000	48,000	116,400	48,000	10,000	6,0	6,050	16,040
BT 40	JD/JF	18,000	38,000	50,000	63,000	48,000	10,000	6,0	6,280	18,040
BT 40	JD/JF	20,000	40,000	52,000	63,000	50,000	10,000	8,0	6,110	20,040
BT 40	JD/JF	25,000	45,000	63,000	90,000	56,000	10,000	10,0	6,750	25,040
BT 40	JD/JF	32,000	56,000	72,000	100,000	60,000	10,000	10,0	7,180	32,040
BT 50	JD	6,000	15,000	25,000	62,600	36,000	10,000	3,0	8,090	6,050
BT 50	JD	8,000	20,000	28,000	62,600	36,000	10,000	4,0	8,430	8,050
BT 50	JD	10,000	25,000	35,000	62,600	40,000	10,000	5,0	8,490	10,050
BT 50	JD	12,000	30,000	42,000	80,000	45,000	10,000	6,0	8,600	12,050
BT 50	JD	14,000	32,000	44,000	80,000	45,000	10,000	6,0	8,370	14,050
BT 50	JD	16,000	36,000	48,000	80,000	48,000	10,000	6,0	8,370	16,050
BT 50	JD	18,000	38,000	50,000	80,000	48,000	10,000	6,0	8,430	18,050
BT 50	JD	20,000	40,000	52,000	80,000	50,000	10,000	8,0	8,685	20,050
BT 50	JD	25,000	45,000	65,000	100,000	56,000	10,000	10,0	9,240	25,050
BT 50	JD	32,000	56,000	72,000	105,000	60,000	10,000	10,0	9,480	32,050

Werkzeugaufnahmen

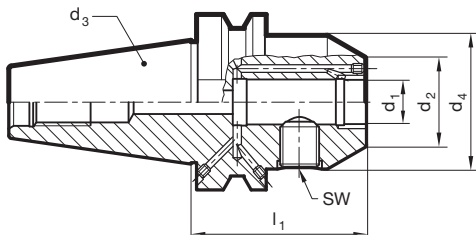
Zylinderschaftaufnahmen Weldon MAS/BT



Katalog-Nr. 78234



- Wuchtgüte: G 6,3 / 15.000 U/min
- für Werkzeugschafttoleranz h6
- mit Aufnahmebohrung DIN 1835-2 Form B „Weldon“
- ab Aufnahme d1 = 25 mit zwei Spanschrauben
- mit Kühlkanälen für Peripheriekühlung, dadurch Prozess- und Standzeitverbesserung
- Kühlmittelzufuhr Form JD/JF
- auch für Werkzeuge mit Innenkühlung geeignet
- Lieferumfang:
- inkl. Spanschraube
- Anzugsbolzen separat bestellen



d3	Form	d1 mm	d2 mm	d4 mm	l1 ± mm	SW mm	kg	Code-Nr.
BT 40	JD/JF	6,000	15,000	25,000	50,000	3,0	5,810	6,040
BT 40	JD/JF	8,000	20,000	28,000	50,000	4,0	5,800	8,040
BT 40	JD/JF	10,000	25,000	35,000	63,000	5,0	6,050	10,040
BT 40	JD/JF	12,000	30,000	42,000	63,000	6,0	6,000	12,040
BT 40	JD/JF	14,000	32,000	44,000	63,000	6,0	5,930	14,040
BT 40	JD/JF	16,000	36,000	48,000	63,000	6,0	5,980	16,040
BT 40	JD/JF	18,000	38,000	50,000	63,000	6,0	6,170	18,040
BT 40	JD/JF	20,000	40,000	52,000	63,000	8,0	6,150	20,040
BT 40	JD/JF	25,000	45,000	63,000	90,000	10,0	6,700	25,040
BT 40	JD/JF	32,000	56,000	72,000	100,000	10,0	7,170	32,040

Werkzeugaufnahmen

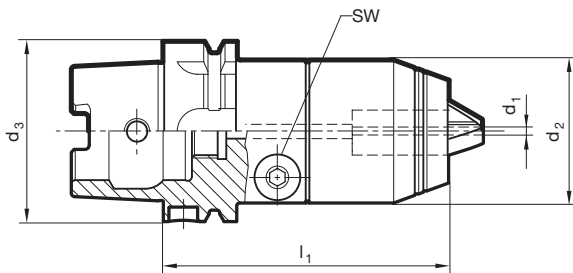
NC-Bohrfutter HSK-A mit Innenkühlung



Katalog-Nr. 78346



- zum Spannen aller zylindrischen Werkzeugschäfte
- HSK-A nach ISO 12164-1 / DIN 69893-1
- stufenloser Ø-Spannbereich
- hohe Spannkraft durch robustes Schneckengetriebe
- Kühlmitteldruck max. 50 bar
- die NC-Bohrfutter sind für Drehzahlen bis 7.000 U/min geeignet. Bei optionaler Feinwuchtung bis max. 18.000 U/min
- auch für Werkzeuge mit Innenkühlung geeignet
- Lieferumfang:
- inkl. Spanschlüssel
- Kühlmittelübergabesatz separat bestellen



d3	d1	d2 mm	l1 mm	SW mm	kg	Code-Nr.
HSK-A 63	1,0-16	63,000	98,000	4,0	1,900	16,063
HSK-A 100	1,0-16	100,000	104,000	4,0	3,300	16,100

Werkzeugaufnahmen

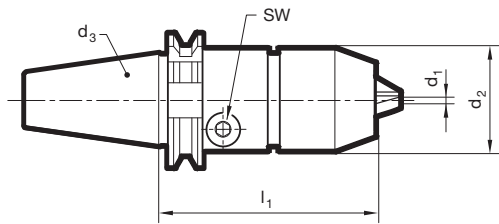
NC-Bohrfutter SK mit Innenkühlung



Katalog-Nr. 78242



- zum Spannen aller zylindrischen Werkzeugschäfte
- SK nach DIN ISO 7388-1 Form AD
- stufenloser Ø-Spannbereich
- hohe Spannkraft durch robustes Schneckengetriebe
- Kühlmitteldruck max. 50 bar
- die NC-Bohrfutter sind für Drehzahlen bis 7.000 U/min geeignet. Bei optionaler Feinwuchtung bis max. 18.000 U/min
- auch für Werkzeuge mit Innenkühlung geeignet
- Lieferumfang:
- inkl. Spanschlüssel
- Anzugsbolzen separat bestellen



d3	d1	d2 mm	l1 mm	SW mm	kg	Code-Nr.
SK 40	1,0-16	68,400	80,000	4,0	1,557	16,040
SK 50	1,0-16	101,750	80,000	4,0	3,500	16,050

Werkzeugaufnahmen

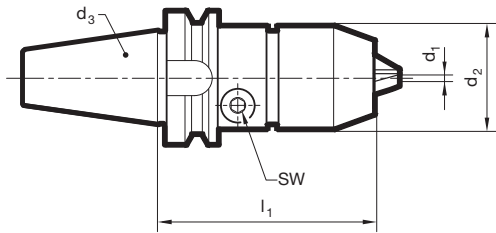
NC-Bohrfutter MAS/BT mit Innenkühlung



Katalog-Nr. 78240



- zum Spannen aller zylindrischen Werkzeugschäfte
- MAS/BT nach DIN ISO 7388-2 Form JD
- stufenloser Ø-Spannbereich
- hohe Spannkraft durch robustes Schneckengetriebe
- Kühlmitteldruck max. 50 bar
- die NC-Bohrfutter sind für Drehzahlen bis 7.000 U/min geeignet. Bei optionaler Feinwuchtung bis max. 18.000 U/min
- auch für Werkzeuge mit Innenkühlung geeignet
- Lieferumfang:
- inkl. Spanschlüssel
- Anzugsbolzen separat bestellen



d3	d1	d2 mm	l1 mm	SW mm	kg	Code-Nr.
BT 40	1,0-16	68,400	88,000	4,0	1,500	16,040
BT 50	1,0-16	101,750	99,000	4,0	3,500	16,050

Gewindeschneid-Spannfutter

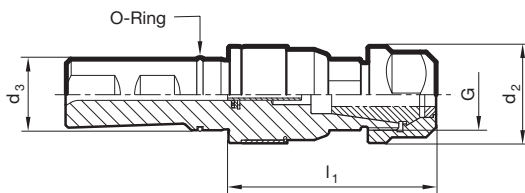
Synchrofutter Zylinderschaft mit Innenkühlung



Katalog-Nr. 78326



- kompensiert Synchronisationsfehler
- Minimallängenausgleich in Druck- und Zugrichtung zwischen Synchrospindel und Gewindewerkzeug reduziert hohe Gewindeflankenreibungskräfte und erhöht Gewindequalität und Standzeit
- Einstellschraube ermöglicht 2-3 mm Nachstellung
- geeignet für Innenkühlung
- Kühlmitteldruck max. 50 bar
- Lieferumfang:
- inkl. abgedichteter IC/ER Spannmutter
- inkl. Einstellschlüssel für Einstellschrauben
- Einstellschrauben „plan“ Kat.-Nr. 78364, Gewindebohr-Spannzange Kat.-Nr. 78308, Dichtscheiben Kat.-Nr. 78335 und Spanschlüssel separat bestellen



d3 mm	Nenngröße	d2 mm	G	l1 mm	Zug/Druck ± mm	Anzugsmoment Nm	kg	Code-Nr.
25,000	ER20	34,000	M25 X1,5	73,000	0,150	40	0,591	20,025
25,000	ER32	50,000	M40 X1,5	87,500	0,150	170	1,300	32,025

Gewindeschneid-Spannfutter

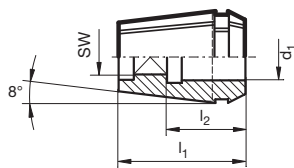
Gewindebohr-Spannzangen



Katalog-Nr. 78308



- zum Spannen von Gewindewerkzeugen mit Vierkant-Schaft in Synchro-Gewindefuttern oder Spannzangenaufnahmen



Nenngröße	d1 mm	SW mm	l1 mm	l2 mm	Code-Nr.
ER20	4,000	3,2	31,500	18,000	4,020
ER20	4,500	3,4	31,500	18,000	4,520
ER20	5,500	4,3	31,500	18,000	5,520
ER20	6,000	4,9	31,500	18,000	6,020
ER20	7,000	5,5	31,500	18,000	7,020
ER20	8,000	6,2	31,500	22,000	8,020
ER20	9,000	7,0	31,500	22,000	9,020
ER20	10,000	8,0	31,500	25,000	10,020
ER20	11,000	9,0	31,500	25,000	11,020
ER32	4,000	3,2	40,000	18,000	4,032
ER32	4,500	3,4	40,000	18,000	4,532
ER32	5,500	4,3	40,000	18,000	5,532
ER32	6,000	4,9	40,000	18,000	6,032
ER32	7,000	5,5	40,000	18,000	7,032
ER32	8,000	6,2	40,000	22,000	8,032
ER32	9,000	7,0	40,000	22,000	9,032
ER32	10,000	8,0	40,000	25,000	10,032
ER32	11,000	9,0	40,000	25,000	11,032
ER32	12,000	9,0	40,000	25,000	12,032
ER32	14,000	11,0	40,000	25,000	14,032
ER32	16,000	12,0	40,000	25,000	16,032
ER32	18,000	14,5	40,000	25,000	18,032
ER32	20,000	16,0	40,000	28,000	20,032

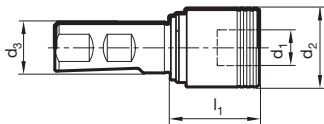
Gewindeschneid-Spannfutter

Schnellwechsel-Gewindeschneidfutter ohne Innenkühlung



- die Schnellwechsel-Gewindeschneidfutter sind mit einem leichtgängigen kugelgeführten Längenausgleich ausgestattet, der die Differenzen zwischen Spindelvorschub und Gewindesteigung ausgleicht.

Katalog-Nr. 78340



für Gewinde	d1 mm	d2 mm	d3 mm	l1 mm	Zug/Druck ± mm	kg	Code-Nr.
M3-M12	19,000	36,000	25,000	39,000	7,500	0,431	19,025
M8-M20	31,000	53,000	25,000	63,000	10,000	0,900	31,025

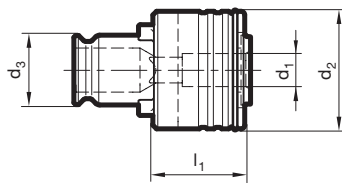
Gewindeschneid-Spannfutter

Einsätze für Schnellwechsel-Gewindeschneidfutter



Katalog-Nr. 78206

- mit Sicherheitskupplung
- für HSS-Gewindewerkzeuge geeignet
- bei VHM-Gewindewerkzeugen wird eine Spannring am Schaft benötigt, um zusätzlichen Halt des Werkzeuges zu gewährleisten
- geeignet für Innenkühlung
- Kühlmitteldruck max. 50 bar



Nenngröße	d1 mm	SW mm	d3 mm	d2 mm	l1 mm	Code-Nr.
M3-M12	2,200		19,000	32,000	25,000	19,022
M3-M12	2,500	2,1	19,000	32,000	25,000	19,025
M3-M12	2,800	2,1	19,000	32,000	25,000	19,028
M3-M12	3,500	2,7	19,000	32,000	25,000	19,035
M3-M12	4,000	3,0	19,000	32,000	25,000	19,040
M3-M12	4,500	3,4	19,000	32,000	25,000	19,045
M3-M12	5,500	4,5	19,000	32,000	25,000	19,055
M3-M12	6,000	4,9	19,000	32,000	25,000	19,060
M3-M12	7,000	5,5	19,000	32,000	25,000	19,070
M3-M12	8,000	6,2	19,000	32,000	25,000	19,080
M3-M12	9,000	7,0	19,000	32,000	25,000	19,090
M3-M12	10,000	8,0	19,000	32,000	25,000	19,100
M8-M20	6,000	4,9	31,000	50,000	34,000	31,060
M8-M20	7,000	5,5	31,000	50,000	34,000	31,070
M8-M20	8,000	6,2	31,000	50,000	34,000	31,080
M8-M20	9,000	7,0	31,000	50,000	34,000	31,090
M8-M20	10,000	8,0	31,000	50,000	34,000	31,100
M8-M20	11,000	9,0	31,000	50,000	34,000	31,110
M8-M20	12,000	9,0	31,000	50,000	34,000	31,120
M8-M20	14,000	11,0	31,000	50,000	34,000	31,140
M8-M20	16,000	12,0	31,000	50,000	34,000	31,160

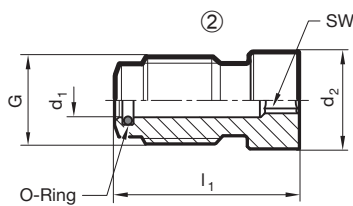
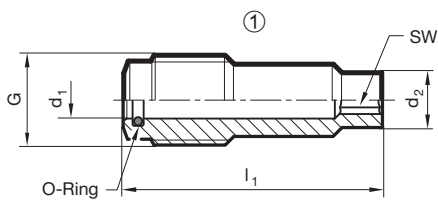
Gewindeschneid-Spannfutter

Einstellschrauben „plan“ für Synchrofutter mit Innenkühlung



Katalog-Nr. 78364

- für Synchrofutter mit zyl. Schaft Kat.-Nr. 78326
- für konventionelle Innenkühlung
- mit planem Anschlag für normale Schaftenden
- Einstellschraube an Gewindebohrerschaft anlegen
- Einstellschraube ermöglicht 3 mm Längennachstellung
- Lieferumfang:
- mit O-Ring zur sicheren Abdichtung



Nenngröße	□ mm	G	d1 mm	d2 mm	l1 mm	SW mm	Tip	Code-Nr.
ER20	4,900	M 8X1	3,600	4,800	26,000	2,5	1	6,020
ER20	5,500	M 8X1	3,600	5,400	25,800	2,5	1	7,020
ER20	6,200	M 8X1	3,600	6,100	20,900	2,5	1	8,020
ER20	7,000	M 8X1	3,600	6,900	20,250	2,5	1	9,020
ER20	8,000	M 8X1	3,600	7,800	15,800	2,5	2	10,020
ER20	9,000	M 8X1	3,600	8,800	14,800	2,5	2	11,020
ER32	4,900	M10X1	4,100	4,800	34,000	3,0	1	6,032
ER32	5,500	M10X1	4,100	5,400	33,800	3,0	1	7,032
ER32	6,200	M10X1	4,100	6,100	28,800	3,0	1	8,032
ER32	7,000	M10X1	4,100	6,900	28,250	3,0	1	9,032
ER32	8,000	M10X1	4,100	7,800	23,800	3,0	1	10,032
ER32	9,000	M10X1	4,100	8,800	22,900	3,0	1	11,032
ER32	11,000	M10X1	4,100	10,800	20,650	3,0	2	14,032
ER32	12,000	M10X1	4,100	11,800	19,650	3,0	2	16,032
ER32	14,500	M10X1	4,100	14,300	18,000	3,0	2	18,032

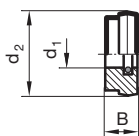
Gewindeschneid-Spannfutter

Dichtscheiben



- Der Anwendungsbereich der Dichtscheibe Kat.-Nr. 78335 reicht vom Nenn-Ø d1 bis zur nächsten darunterliegenden Abmessung, d.h. für einen Ø von 6,3 mm (bei Nenngröße ER20) muss eine Dichtscheibe mit d1 = 6,5 mm (Code-Nr. 6,520) bestellt werden.

Katalog-Nr. 78335



Nenngröße	d1 mm	d2 mm	l1 mm	Code-Nr.
ER 16	3,000	13,000	4,000	3,016
ER 16	3,500	13,000	4,000	3,516
ER 16	4,000	13,000	4,000	4,016
ER 16	4,500	13,000	4,000	4,516
ER 16	5,000	13,000	4,000	5,016
ER 16	5,500	13,000	4,000	5,516
ER 16	6,000	13,000	4,000	6,016
ER 16	6,500	13,000	4,000	6,516
ER 16	7,000	13,000	4,000	7,016
ER 16	7,500	13,000	4,000	7,516
ER 16	8,000	13,000	4,000	8,016
ER 16	8,500	13,000	4,000	8,516
ER 16	9,000	13,000	4,000	9,016
ER 16	9,500	13,000	4,000	9,516
ER 16	10,000	13,000	4,000	10,016
ER 20	3,000	16,000	4,000	3,020
ER 20	3,500	16,000	4,000	3,520
ER 20	4,000	16,000	4,000	4,020
ER 20	4,500	16,000	4,000	4,520
ER 20	5,000	16,000	4,000	5,020
ER 20	5,500	16,000	4,000	5,520
ER 20	6,000	16,000	4,000	6,020
ER 20	6,500	16,000	4,000	6,520
ER 20	7,000	16,000	4,000	7,020
ER 20	7,500	16,000	4,000	7,520
ER 20	8,000	16,000	4,000	8,020
ER 20	8,500	16,000	4,000	8,520
ER 20	9,000	16,000	4,000	9,020
ER 20	9,500	16,000	4,000	9,520
ER 20	10,000	16,000	4,000	10,020
ER 20	10,500	16,000	4,000	10,520
ER 20	11,000	16,000	4,000	11,020
ER 20	11,500	16,000	4,000	11,520
ER 20	12,000	16,000	4,000	12,020
ER 20	12,500	16,000	4,000	12,520
ER 20	13,000	16,000	4,000	13,020
ER 25	3,000	21,000	4,000	3,025
ER 25	3,500	21,000	4,000	3,525
ER 25	4,000	21,000	4,000	4,025
ER 25	4,500	21,000	4,000	4,525
ER 25	5,000	21,000	4,000	5,025
ER 25	5,500	21,000	4,000	5,525

Nenngröße	d1 mm	d2 mm	l1 mm	Code-Nr.
ER 25	6,000	21,000	4,000	6,025
ER 25	6,500	21,000	4,000	6,525
ER 25	7,000	21,000	4,000	7,025
ER 25	7,500	21,000	4,000	7,525
ER 25	8,000	21,000	4,000	8,025
ER 25	8,500	21,000	4,000	8,525
ER 25	9,000	21,000	4,000	9,025
ER 25	9,500	21,000	4,000	9,525
ER 25	10,000	21,000	4,000	10,025
ER 25	10,500	21,000	4,000	10,525
ER 25	11,000	21,000	4,000	11,025
ER 25	11,500	21,000	4,000	11,525
ER 25	12,000	21,000	4,000	12,025
ER 25	12,500	21,000	4,000	12,525
ER 25	13,000	21,000	4,000	13,025
ER 25	13,500	21,000	4,000	13,525
ER 25	14,000	21,000	4,000	14,025
ER 25	14,500	21,000	4,000	14,525
ER 25	15,000	21,000	4,000	15,025
ER 25	15,500	21,000	4,000	15,525
ER 25	16,000	21,000	4,000	16,025
ER 32	3,000	27,000	4,000	3,032
ER 32	3,500	27,000	4,000	3,532
ER 32	4,000	27,000	4,000	4,032
ER 32	4,500	27,000	4,000	4,532
ER 32	5,000	27,000	4,000	5,032
ER 32	5,500	27,000	4,000	5,532
ER 32	6,000	27,000	4,000	6,032
ER 32	6,500	27,000	4,000	6,532
ER 32	7,000	27,000	4,000	7,032
ER 32	7,500	27,000	4,000	7,532
ER 32	8,000	27,000	4,000	8,032
ER 32	8,500	27,000	4,000	8,532
ER 32	9,000	27,000	4,000	9,032
ER 32	9,500	27,000	4,000	9,532
ER 32	10,000	27,000	4,000	10,032
ER 32	10,500	27,000	4,000	10,532
ER 32	11,000	27,000	4,000	11,032
ER 32	11,500	27,000	4,000	11,532
ER 32	12,000	27,000	4,000	12,032
ER 32	12,500	27,000	4,000	12,532
ER 32	13,000	27,000	4,000	13,032
ER 32	13,500	27,000	4,000	13,532
ER 32	14,000	27,000	4,000	14,032
ER 32	14,500	27,000	4,000	14,532
ER 32	15,000	27,000	4,000	15,032
ER 32	15,500	27,000	4,000	15,532
ER 32	16,000	27,000	4,000	16,032
ER 32	16,500	27,000	4,000	16,532
ER 32	17,000	27,000	4,000	17,032
ER 32	17,500	27,000	4,000	17,532
ER 32	18,000	27,000	4,000	18,032
ER 32	18,500	27,000	4,000	18,532
ER 32	19,000	27,000	4,000	19,032
ER 32	19,500	27,000	4,000	19,532
ER 32	20,000	27,000	4,000	20,032
ER 40	3,500	33,500	4,000	3,540
ER 40	4,000	33,500	4,000	4,040
ER 40	4,500	33,500	4,000	4,540
ER 40	5,000	33,500	4,000	5,040
ER 40	5,500	33,500	4,000	5,540
ER 40	6,000	33,500	4,000	6,040
ER 40	6,500	33,500	4,000	6,540
ER 40	7,000	33,500	4,000	7,040
ER 40	7,500	33,500	4,000	7,540
ER 40	8,000	33,500	4,000	8,040
ER 40	8,500	33,500	4,000	8,540
ER 40	9,000	33,500	4,000	9,040
ER 40	9,500	33,500	4,000	9,540
ER 40	10,000	33,500	4,000	10,040
ER 40	10,500	33,500	4,000	10,540
ER 40	11,000	33,500	4,000	11,040

Nenngröße	d1 mm	d2 mm	l1 mm	Code-Nr.
ER 40	11,500	33,500	4,000	11,540
ER 40	12,000	33,500	4,000	12,040
ER 40	12,500	33,500	4,000	12,540
ER 40	13,000	33,500	4,000	13,040
ER 40	13,500	33,500	4,000	13,540
ER 40	14,000	33,500	4,000	14,040
ER 40	14,500	33,500	4,000	14,540
ER 40	15,000	33,500	4,000	15,040
ER 40	15,500	33,500	4,000	15,540
ER 40	16,000	33,500	4,000	16,040
ER 40	16,500	33,500	4,000	16,540
ER 40	17,000	33,500	4,000	17,040
ER 40	17,500	33,500	4,000	17,540
ER 40	18,000	33,500	4,000	18,040
ER 40	18,500	33,500	4,000	18,540
ER 40	19,000	33,500	4,000	19,040
ER 40	19,500	33,500	4,000	19,540
ER 40	20,000	33,500	4,000	20,040
ER 40	20,500	33,500	4,000	20,540
ER 40	21,000	33,500	4,000	21,040
ER 40	21,500	33,500	4,000	21,540
ER 40	22,000	33,500	4,000	22,040
ER 40	22,500	33,500	4,000	22,540
ER 40	23,000	33,500	4,000	23,040
ER 40	23,500	33,500	4,000	23,540
ER 40	24,000	33,500	4,000	24,040
ER 40	24,500	33,500	4,000	24,540
ER 40	25,000	33,500	4,000	25,040
ER 40	25,500	33,500	4,000	25,540
ER 40	26,000	33,500	4,000	26,040




STOCK SONDERWERKZEUGE

Kundenspezifische Sonderlösungen für individuelle Anforderungen.



Anfrageformulare ab Seite 816.





WERKZEUG-DEPOT-SYSTEME



TSC mini



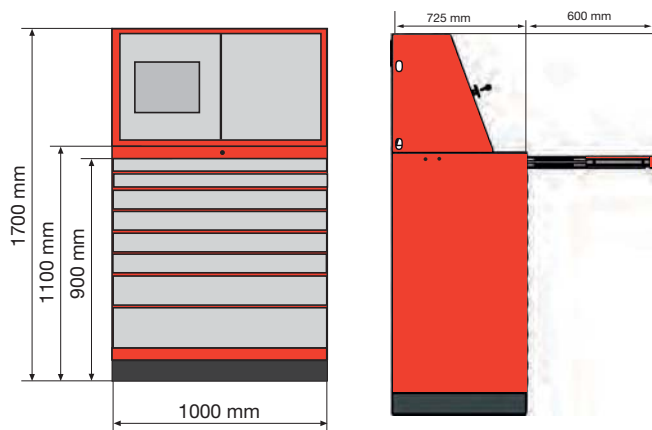
Das TSC mini ist ein elektronisch gesteuertes, modular erweiterbares System mit allen Funktionalitäten der TSC Software.

Elektronisch verriegelte Schubladen ermöglichen die kontrollierte Werkzeugentnahme. Die Schubladen können in Bauhöhe und Einteilung den individuellen Kundenwünschen angepasst werden.

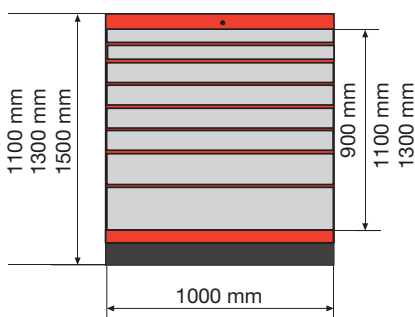


TSC mini - Ausführungen und Baumaße

Grundeinheit



- elektronisch verriegelndes Ausgabesystem in stabiler Stahlblech-Konstruktion
- manuell zu betätigende Schubladen mit Vollauszug (Tragkraft je Schublade max. 200 kg)
- individuelle Schubladenhöhen
- individuelles Einteilungsmaterial für Schubladen
- TSC Software
- PC inkl. Microsoft-Betriebssystem (Windows)
- Barcode-Scanner
- offenes System (mehrlieferantenfähig)
- Steuerungsfunktion auch für Erweiterungssysteme nutzbar (TSC maxi, TSC midi)
- Hubwagensockel mit abnehmbarer Frontblende
- Betriebsspannung: 230 V / 50 Hz
- Sonderfarben nach RAL-Standard auf Anfrage



Erweiterungseinheit

- elektronisch verriegelndes Ausgabesystem in stabiler Stahlblech-Konstruktion
- manuell zu betätigende Schubladen mit Vollauszug (Tragkraft je Schublade max. 200 kg)
- individuelle Schubladenhöhen
- individuelles Einteilungsmaterial für Schubladen
- drei verschiedenen Bauhöhen verfügbar 1100 mm / 1300 mm / 1500 mm

- **Standardschubladen**
Innenmaß: 600 x 900 mm
Höhen: 75 mm / 100 mm / 125 mm / 150 mm
200 mm / 250 mm / 300 mm / 400 mm

verfügbares Unterteilungsmaterial:

- Antirutschmatte
- Muldensets
- Einsatzkästen
- Trennwände
- verschiedene Werkzeughaltersysteme

- **Schubladen mit Spiraleinsatz**
Schubladenhöhe: 150 mm
Spiraleinsatz für maximal 10 Spiralen
zusätzlich erforderlich:
Entnahmeschublade mit Entnahmeschacht und 3 manuell verriegelbaren Fächern,
Schubladenhöhe: 150 mm

- **Verfügbare Schubladen mit einzeln elektronisch verriegelten Lagerfächern**

verfügbar in den Höhen: 75 / 100 / 150 / 200 / 250 mm

Fächer je Schublade	Innenmaß je Fach Breite x Tiefe	Aufteilung Fächer Breite x Tiefe
4	440 mm x 259 mm	2 x 2
8	440 mm x 125 mm	2 x 4
12	440 mm x 75 mm	2 x 6
12	225 mm x 200 mm	3 x 4
16	220 mm x 125 mm	4 x 4
18	146 mm x 175 mm	6 x 3
20	220 mm x 95 mm	4 x 5
24	146 mm x 125 mm	6 x 4
24	220 mm x 75 mm	4 x 6
32	109 mm x 125 mm	8 x 4
36	146 mm x 75 mm	6 x 6
40	109 mm x 95 mm	8 x 5
48	109 mm x 75 mm	8 x 6

TSC midi



Mit dem TSC midi haben Sie die volle Kontrolle über die Warenentnahme. Die Schubfächer des TSC midi öffnen sich im Raster nur so weit, dass die zuvor ausgewählte Stückzahl an Werkzeugen entnommen werden kann. Die Buchung der Entnahme erfolgt, für maximale Transparenz, kostenstellenbezogen.

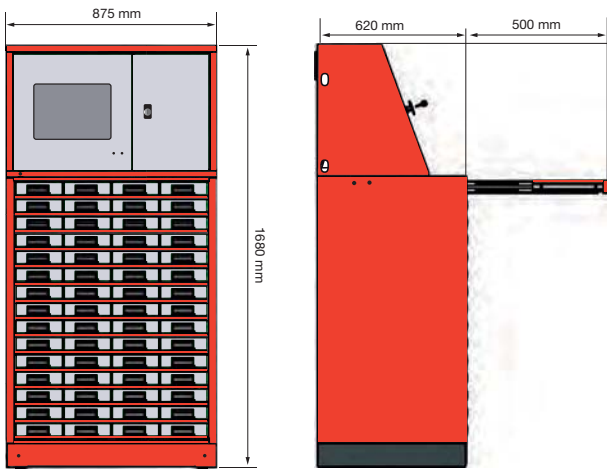
Schubladenvarianten

Die Schubladenauslegung ist variabel und somit den Kundenwünschen anpassbar.

mögliche Nutzhöhen: 42 / 60 / 113 / 186 / 258 mm

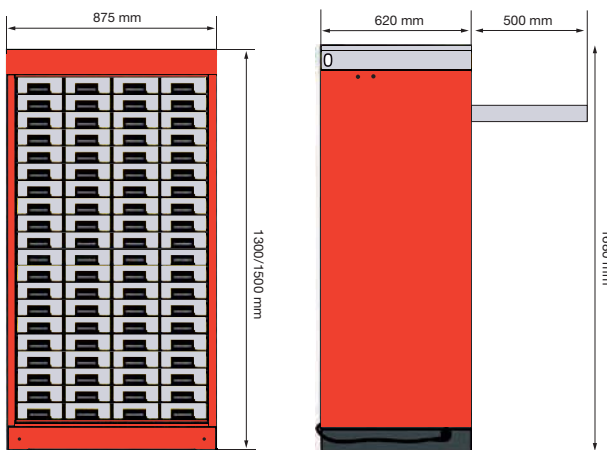
mögliche Nutzbreiten: 50 mm / 8 Schubladen pro Ebene
110 mm / 5 Schubladen pro Ebene
150 mm / 4 Schubladen pro Ebene
215 mm / 3 Schubladen pro Ebene
350 mm / 2 Schubladen pro Ebene

TSC midi - Ausführungen und Baumaße



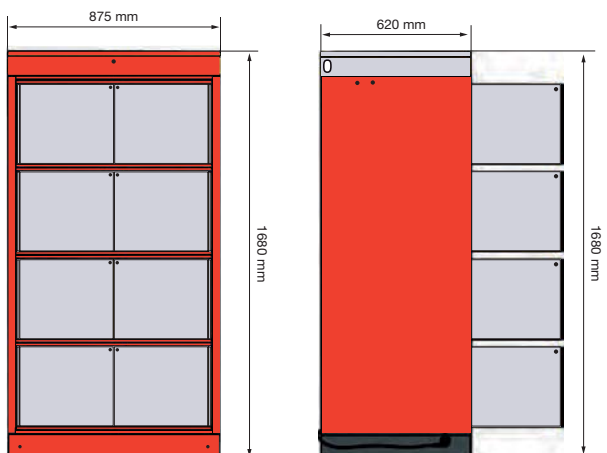
Grundeinheit

- elektronisch verriegelndes Ausgabesystem in stabiler Stahlblech-Konstruktion
- manuell zu betätigende Schubladen mit elektronisch begrenztem Auszug (Tragkraft je Fach max. 20 kg)
- individuelle Schubladenhöhen und -breiten
- TSC Software
- PC inkl. Microsoft-Betriebssystem (Windows)
- Barcode-Scanner
- offenes, mehrlieferantenfähiges System
- Steuerungsfunktion auch für Erweiterungssysteme nutzbar (TSC mini, TSC maxi)
- Hubwagensockel mit abnehmbarer Frontblende
- Betriebsspannung: 230 V / 50 Hz
- Sonderfarben nach RAL-Standard auf Anfrage



Erweiterungseinheit Schublade

- zwei verschiedene Bauhöhen verfügbar
1300 mm / 1500 mm
- elektronisch verriegelndes Ausgabesystem in stabiler Stahlblech-Konstruktion
- manuell zu betätigende Schubladen mit elektronisch begrenztem Auszug (Tragkraft je Fach max. 20 kg)
- individuelle Schubladenhöhen und -breiten



Erweiterungseinheit Schließfach

- Schließfachvarianten mit 8 oder 16 Schließfächern
- 8-Fach 360 x 340 x 590 mm (BxHxT)
- 16-Fach 360 x 150 x 590 mm (BxHxT)

TSC maxi

Das TSC maxi ist die perfekte Lösung zur Lagerung großer Mengen kompakter Werkzeuge auf kleinstem Raum. Denn in den Spiralsystemen des TSC maxi lagern Werkzeuge extrem platzsparend und gleichzeitig absolut sicher. Die Ausgabe der ausgewählten Werkzeuge erfolgt mittels Liftsystem.



TSC maxi - Ausführungen und Baumaße



Steuereinheit

- 3 manuelle Lagerfächer
- TSC Software
- PC inkl. Microsoft-Betriebssystem (Windows)
- Barcode-Scanner
- offenes, mehrlieferantenfähiges System
- Steuerungsfunktion auch für TSC mini & midi
- Hubwagensockel mit abnehmbarer Frontblende
- Betriebsspannung: 230 V / 50 Hz
- Sonderfarben nach RAL-Standard auf Anfrage



Lager-/Ausgabeeinheit

- Entnahme nach Fifo-Prinzip
- max. Tragkraft 90 kg pro Spiralebene
- Warenausgabe oben
- Transportlift für Werkzeuge integriert

- **Spiralebenen**

6 / 7 oder 8 Stück mit bis zu 10 Spiralen

- **Spiraleinteilungen**

für 9 / 13 / 15 / 21 / 24 / 31 Verpackungseinheiten

Einteilungsmaterial zur optimalen Führung von Produkten auf Anfrage.

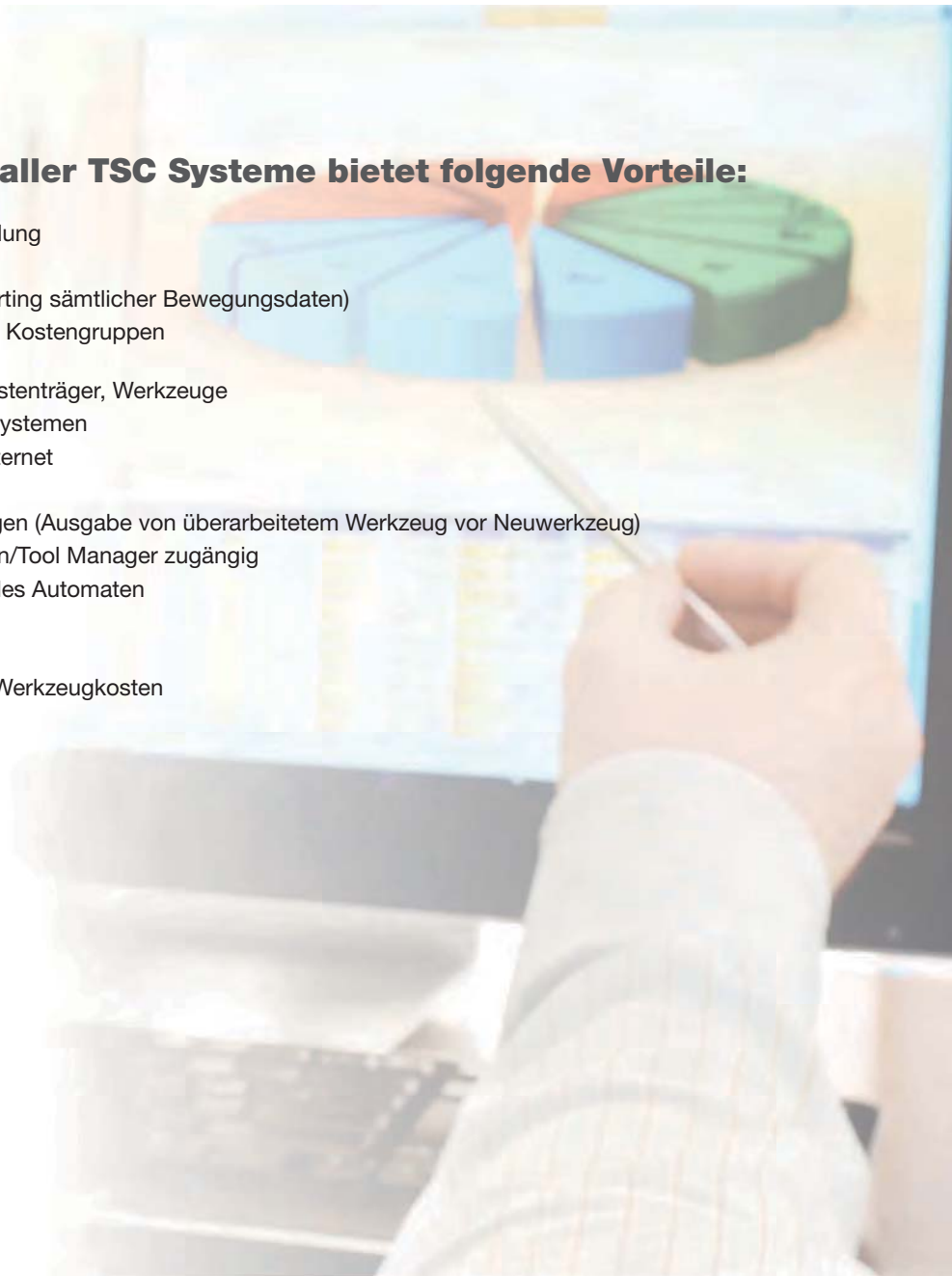
TSC Software



Die Software lässt sich an alle bestehenden Warenwirtschafts- und IT-Systeme anbinden. Des Weiteren besteht die Möglichkeit, Fremdsysteme wie Paternoster oder Liftsysteme anzusteuern und zu verwalten. Durch Einbindung der Software in die bestehende Infrastruktur kann außerdem jederzeit Zugriff durch Arbeitsvorbereitung, Konstruktion und Einkauf erfolgen.

Die einheitliche Software aller TSC Systeme bietet folgende Vorteile:

- Stock ist Lizenzgeber, da Eigenentwicklung
- einfache, intuitive Handhabung
- permanente Verbrauchskontrolle (Reporting sämtlicher Bewegungsdaten)
- Zuordnung der Werkzeugkosten auf die Kostengruppen (z.B. Kostenstellen)
- ABC-Analyse auf z.B. Kostenstellen/Kostenträger, Werkzeuge
- Schnittstellen zu externen WWS/ERP-Systemen
- Online-Anbindung an Zulieferer über Internet
- Rücklagern von Werkzeugen
- Verwalten von überarbeiteten Werkzeugen (Ausgabe von überarbeitetem Werkzeug vor Neuwerkzeug)
- Offenes System, für mehrere Lieferanten/Tool Manager zugänglich
- Verwalten von Werkzeugen außerhalb des Automaten
- Nachschleifverwaltung
- Messmittelverwaltung
- Sensibilisierung der Mitarbeiter für die Werkzeugkosten (z.B. durch Preisanzeige)



9 S 20

1010

ISO

1.7149

1 1/2

HSCO
HSS-E

blank

TiN

K20-K40

+34

H11

Co-Gehalt
[M-%]

Steigung
P

X 53
CrMnNiN
21 9

BT (min)

SCR 415 (H)

<700°

$9,3 \cdot 10^{-6}$

N7



TABELLEN

Schneidstoffe für Stock-Werkzeuge

Die wichtigsten Hartmetall-Anwendungsgruppen

Sorte	Co-Gehalt [M-%]	WC-Einsatzkorn [µm]	Härte [HV]	ISO-Klassifikation [ISO 513]	Charakterisierung
DK460UF	10	0,5	1620	K20-K40 beschichtet: P, M20-M40, H, S, N25	Sehr breitbandig einsetzbare Sorte, die, meist beschichtet eingesetzt, Stähle, weiche Aluminium-Legierungen, Gusseisen, aber auch Superlegierungen wie Inconel 718 schneidet. Diese Sorte stellt das Rückgrat unserer Produktion dar.
DK500UF	12	0,5	1680	K25 beschichtet: P, M, H, S, N25	Speziell für die Hartbearbeitung wurde diese Sorte entwickelt. Sie zeichnet sich durch gegenüber DK460UF erhöhte Härte und größere Verformungstoleranz aus. Aufgrund des hohen Co-Gehaltes wird ein beschichteter Einsatz dringend empfohlen.
DK255F	8	0,7	1720	K20 beschichtet: P, M, H, S, N20	Diese Sorte wird für die Hartbearbeitung, die Bearbeitung von hochfesten Graugussorten und harten AlSi-Legierungen empfohlen. Trockenbearbeitung ist möglich. Beschichteter Einsatz ist anzustreben.
DK120	6	1,3	1620	K15 beschichtet: N15	Insbesondere für den Einsatz mit Diamantbeschichtung ist diese Sorte geeignet.
DK120UF	7	0,5	1850	K05	Ultrafeinkornsorte mit höchster Verschleißfestigkeit, geeignet für absolut stabile Maschinen, bevorzugt für Reibahlen
K55SF	9	0,2 -0,5	1920	K10-K30	Für den Einsatz bei hochverschleißfesten Materialien, rostfreien Stählen, Verbundwerkstoffen wie Kevlar und GFK, Hochgeschwindigkeits- und Trockenbearbeitung
DK400N	10	0,7	1580	K35M beschichtet: P, M, S, N35M	Hochzähe Sorte für die Bearbeitung hochtemperaturfester Metalle

Schnellarbeitsstähle

Schnellstahl-Werkzeuge fertigen wir nur aus hochwertigen, sorgfältig ausgewählten Stahlsorten. Je nach Legierungsbestandteil erhalten die Werkzeuge spezifische, auf den Einsatzfall abgestimmte Eigenschaften:

Wolfram, Molybdän: erhöht die Anlassbeständigkeit und Verschleißfestigkeit. Vanadium: erhöht die Verschleißfestigkeit

Kobalt: erhöht die Verschleißfestigkeit, steigert die Warmhärte.

Bezeichnung	Stahl-bezeichnung	Werkstoff-Nr. (Stahlschlüssel)	Anwendungsgebiet, Eigenschaften	vergleichbare ausländische Stähle					
				USA	Frankreich	Italien	Groß-britannien	China	Japan
HSS	HS 6-5-2 (DMo5)	1.3343	Standardschneidstoff für universelle Anwendungen	M 2	Z 90 WDCV 06-05-04-02	HS 6-5-2	BM 2	W6Mo5 Cr4V2	SKH51
HSCO HSS-E	HS 6-5-2-5 (EMo5Co5)	1.3243	hohe Warmhärte, besonders geeignet bei hohen Schnitttemperaturen oder bei ungünstiger Kühlung	M 35	Z 90 WDKCV 06-05-05-04-02	HS 6-5-2-5	BM 35	W6Mo5 Cr4V2Co5	SKH55
HSS-E	HS 6-5-3 (EMo5V3)	1.3344	hohe Abriebfestigkeit und Schneidkantenstabilität, wichtig insbesondere beim Reiben	M 3	Z 120 WDCV 06-05-04-03	HS 6-5-3	-	W6Mo5 Cr4V3	SKH52
M42 HSS-E	HS 2-9-1-8	1.3247	erhöhte Warmfestigkeit und Härte, geeignet für Arbeiten in schwer zerspanbarem Werkstoff	M 42	Z 110 DKCWV 09-08-04-02-01	HS 2-9-1-8	BM 42	W2Mo9Cr4 VCo8	SKH59
HSS-E-PM	10-2-5-8 PM52 HS 6-5-3-8 PM30	1.3253 1.3294	hohe Härte, Warmfestigkeit und Schneidkantenstabilität, sehr dichtes, gleichmäßiges Gefüge	-	-	-	-	-	-

Oberflächenveredlung, Beschichtung

Grundlegende Eigenschaften

blank

Werkzeuge aus Schnellarbeitsstahl oder Hartmetall bieten auch ohne Oberflächenveredlung oder Beschichtung schon allgemein gute Grundeigenschaften. Außerdem dienen die blanken Werkzeuge im Standardprogramm als Basiswerkzeuge für eine kostengünstige Beschichtung nach Kundenwunsch mit allen Schichten.

dampfnitriert

Fasen nitriert

Empfehlenswert für die Bearbeitung von Werkstoffen wie Grauguss, Al mit hohem Si-Gehalt, Kunststoffen, Stählen mit hohem Perlitgehalt u.a. Das Nitrieren erfolgt durch unterschiedliche, anwendungsorientierte Verfahren.

Oberflächen-Veredlungsverfahren

Für spezielle Einsatzfälle empfiehlt sich eine Oberflächenveredlung, die die Verschleißfestigkeit sowie Gleitfähigkeit erhöht und die Aufschweißneigung mindert. Da Hart- bzw. Weichstoffschichten sehr viel bessere Ergebnisse liefern, verliert die Oberflächenveredlung jedoch zunehmend an Bedeutung.

dampfbehandelt

Dampfbehandelte Werkzeuge können Kaltverschweißungen, wie sie beispielsweise bei der Bearbeitung von kohlenstoffarmen Stählen auftreten, vermeiden. Sie sind allerdings ausschließlich für die Bearbeitung von Eisenwerkstoffen geeignet.

Schichten

	AlTiN	AlTiN + AlTiN nano	TiSiN	TiCN	DLC	Diamant
Farbe	violett	grauviolett	kupfer	grauviolett	schwarz	anthrazit
Härte	3200 HV	3400 HV	4000 HV	3000 HV	> 6000 HV	> 8000 HV
Reibungskoeffizient	0,55	0,6	0,5	0,4	< 0,1	< 0,1
max. Anwendungstemperatur	< 800°	< 900°	< 800°	< 400°	< 700°	< 700°
Kurzbeschreibung	Harte Schicht für abrasive Anwendungen, HPC und MMS	Harte Schicht für Schwer- und Hartzerspannung, HPC sowie MMS	Sehr harte und verschleißfeste Schicht	Zäh-harte Schicht	Extrem harte Schicht	Extrem harte Diamant-Schicht

	TiAlN/ TiAlN nano	AlCrN	TiN	TiAlSiN	AlTiZrN	CrN
Farbe	violett	grau-blau	goldgelb	bronzerot	blaugold	graumetallisch
Härte	3300 HV	3200 HV	2300 HV	5500 HV	3400 HV	3500 HV
Reibungskoeffizient	0,6	0,35	0,5	0,55	0,5	0,6
max. Anwendungstemperatur	< 800°	< 1100°	< 600°	< 800°	< 800°	< 1000°
Kurzbeschreibung	Verschleißfeste Mehrlagenschicht, auch für MMS	Verschleißfeste Schicht mit hoher Oxidationsbeständigkeit und Warmhärte	Kostengünstige Standardschicht	Hochharte, warmfeste Mehrlagenschicht	Harte und verschleißfeste Schicht	Harte, hoch warmfeste Schicht

Grundlagen Gewindebohren

Anschnittformen - Auswahl und Anwendung

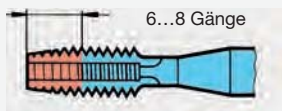
Beim Innengewindeschneiden wird die gesamte Zerspanungsarbeit von den Zähnen des Anschnitts geleistet. Die Entscheidung über die bestgeeignete Anschnittform ist deshalb sehr sorgfältig zu treffen. Davon werden in hohem Maße sowohl die Standzeit des Gewindebohrers als auch die Qualität des Gewindes beeinflusst.

Form und Länge des Anschnitts sind grundsätzlich abhängig von der Art des Kernlochs. Die Durchgangsbohrung bedarf keiner weiteren Definition. Als Grundbohrung dagegen werden alle Bohrungen bezeichnet, aus denen beim Gewindeschneiden die Späne entgegen der Vorschubrichtung abgeführt und beim Rücklauf des Gewindebohrers abgesichert werden müssen. Grundbohrungen können also sehr wohl auch durchgehende Bohrungen sein.

Die Anschnittlänge bestimmen an und für sich gegensätzliche Überlegungen. Um Überlastung, vorzeitige Abstumpfung und zu große Gewinde zu vermeiden, sollte die Anzahl der Anschnittgänge nicht zu klein gehalten werden. Andererseits erhöht ein zu langer Anschnitt das Drehmoment und damit die Bruchgefahr. Der Schälanschnitt, Form B, gewährleistet, dass die Spanabfuhr stets in Vorschubrichtung erfolgt.

Anschnittformen nach DIN 2197

Form A



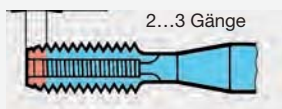
lang, 6 - 8 Gänge
für kurze
Durchgangsbohrungen

Form B



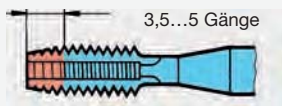
mittel, 3,5 - 5,5 Gänge,
mit Schälanschnitt,
für alle Durchgangsbohrungen und
große Gewindetiefen in mittel-
und langspanenden Werkstoffen

Form C



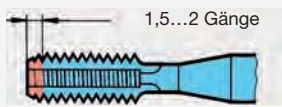
kurz, 2 - 3 Gänge
für Grundbohrungen
und ganz allgemein
für Alu, Grauguss
und Messing

Form D



mittel, 3,5 - 5 Gänge
für kurze
Durchgangsbohrungen

Form E



extrem kurz, 1,5-2 Gänge,
für Grundbohrungen
mit sehr kurzem
Gewindeauslauf.

Form F



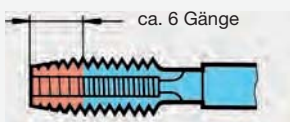
extrem kurz, 1-1,5 Gänge,
für Grundbohrungen
mit sehr kurzem
Gewindeauslauf.
Möglichst vermeiden.

Grundlagen Gewindebohren

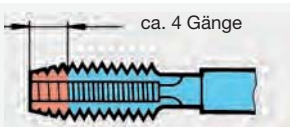
Anschnittformen - Auswahl und Anwendung

Anschnittlängen bei 3-teiligen Satzgewindebohrern

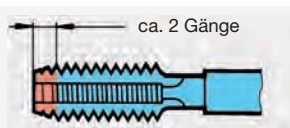
Form A
für Vorschneider



Form D
für Mittelschneider

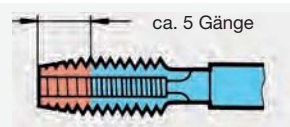


Form C
für Fertigschneider

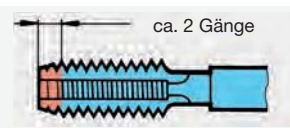


Anschnittlängen bei 2-teiligen Satzgewindebohrern

Form D
für Vorschneider



Form C
für Fertigschneider



Anwendungsempfehlungen

Während die Art des Kernlochs primär den Anschnitt bestimmt, ist die weitere Gewindebohrergeometrie wie Form, Anzahl und Richtung der Spannuten, Schnittwinkel usw. auch vom zu bearbeitenden Werkstoff und vom Einsatzfall abhängig. So haben Gewindebohrer für die Herstellung Metrischer ISO-Gewinde oder ganz allgemein für die Stahlbearbeitung bis M 16 in der Regel 3, darüber 4 und mehr Spannuten.

Links genutete Gewindebohrer sowie Gewindebohrer mit Schälanschnitt fördern die Späne in Schneidrichtung bzw. Vorschubrichtung und eignen sich deshalb besonders gut für die Bearbeitung von Durchgangsbohrungen. Auch gerade genutete mit längerem Anschnitt (Form D) bringen hier gute Ergebnisse.

Für Grundbohrungen empfehlen wir rechts genutete Gewindebohrer oder gerade genutete Gewindebohrer mit

kurzem Anschnitt. Die rechts genuteten Werkzeuge führen die Späne nach hinten in Richtung Schaft ab. Der Anschnitt ist konstruktiv so ausgelegt, dass beim Rücklauf die Späne sich nicht verklemmen, sondern zuverlässig abgesichert werden.

Für die Bearbeitung von Aluminium, Grauguss und Messing brauchen Sie Gewindebohrer mit kurzem Anschnitt, gleichgültig ob für Durchgangsbohrung oder Grundbohrung. Ein langer Anschnitt würde in diesen Materialien wie ein Aufbohrer mit Spanbrechernuten wirken und nur das Kernloch auf den Gewinde-Nenndurchmesser ausbohren anstatt das Gewinde zu schneiden.

Gerade genutete Gewindebohrer ohne Schälanschnitt sind Allround-Werkzeuge mit dem Nachteil, keine optimalen Ergebnisse in den einzelnen Werkstoffen zu bringen. Es lohnt, sich die Mühe zu machen, das für die jeweilige Zerspanungsaufgabe bestgeeignete Werkzeug auszuwählen.



Durchgangsbohrung



Geradegenuteter Gewindebohrer mit Schälanschnitt



Linksgenuteter Gewindebohrer



Geradegenuteter Gewindebohrer mit langem Anschnitt



Grundbohrung



Rechtsgenuteter Gewindebohrer



Geradegenuteter Gewindebohrer mit kurzem Anschnitt

Kernlochdurchmesser für das Gewindeschneiden

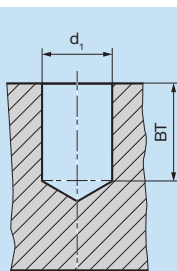
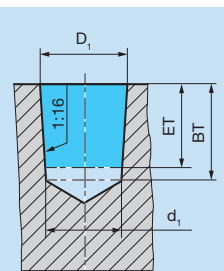
Metrische ISO-Regelgewinde DIN 13				Metrische ISO-Feingewinde DIN 13						UNC-Gewinde ASME B1.1									
Nenn-Ø	Steigung P	Kernloch-(Bohr-)Ø DIN 336 mm	Kern-Ø Muttergewinde 6H*		Nenn-Ø	Steigung P	Kernloch-(Bohr-)Ø DIN 336 mm	Kern-Ø Muttergewinde 6H		Nenn-Ø	Steigung P	Kernloch-(Bohr-)Ø DIN 336 mm	Kern-Ø Muttergewinde 6H		Nenn-Ø	Gang pro inch	Kernloch-(Bohr-)Ø DIN 336 mm	Kern-Ø Muttergewinde 2B	
			min. mm	max. mm				min. mm	max. mm				min. mm	max. mm				min. mm	max. mm
M 1	0,25	0,75	0,729	0,785	M 2,5 x 0,35	2,15	2,121	2,221	M 22 x 1,50	20,50	20,376	20,676	Nr. 1 - 64	1,55	1,425	1,580			
M 1,1	0,25	0,85	0,829	0,885	M 3,0 x 0,35	2,65	2,621	2,721	M 22 x 2,00	20,00	19,835	20,210	Nr. 2 - 56	1,85	1,694	1,872			
M 1,2	0,25	0,95	0,929	0,985	M 3,5 x 0,35	3,15	3,121	3,221	M 24 x 1,00	23,00	22,917	23,153	Nr. 3 - 48	2,10	1,941	2,146			
M 1,4	0,30	1,10	1,075	1,142	M 4,0 x 0,50	3,50	3,459	3,599	M 24 x 1,50	22,50	22,376	22,676	Nr. 4 - 40	2,35	2,157	2,385			
M 1,6	0,35	1,25	1,221	1,321	M 4,5 x 0,50	4,00	3,959	4,099	M 24 x 2,00	22,00	21,835	22,210	Nr. 5 - 40	2,65	2,487	2,698			
M 1,8	0,35	1,45	1,421	1,521	M 5,0 x 0,50	4,50	4,459	4,599	M 25 x 1,00	24,00	23,917	24,153	Nr. 6 - 32	2,85	2,642	2,896			
M 2	0,40	1,60	1,567	1,679	M 5,5 x 0,50	5,00	4,959	5,099	M 25 x 1,50	23,50	23,376	23,676	Nr. 8 - 32	3,50	3,302	3,531			
M 2,2	0,45	1,75	1,713	1,838	M 6,0 x 0,75	5,20	5,188	5,378	M 25 x 2,00	23,00	22,835	23,210	Nr. 10 - 24	3,90	3,683	3,937			
M 2,5	0,45	2,05	2,013	2,138	M 7,0 x 0,75	6,20	6,188	6,378	M 27 x 1,00	26,00	25,917	26,153	Nr. 12 - 24	4,50	4,343	4,597			
M 3	0,50	2,50	2,459	2,599	M 8,0 x 0,50	7,50	7,459	7,599	M 27 x 1,50	25,50	25,376	25,676	1/4 - 20	5,10	4,978	5,258			
M 3,5	0,60	2,90	2,850	3,010	M 8,0 x 0,75	7,20	7,188	7,378	M 27 x 2,00	25,00	24,835	25,210	5/16 - 18	6,60	6,401	6,731			
M 4	0,70	3,30	3,242	3,422	M 8,0 x 1,00	7,00	6,917	7,153	M 28 x 1,00	27,00	26,917	27,153	3/8 - 16	8,00	7,798	8,153			
M 4,5	0,75	3,70	3,688	3,878	M 9,0 x 0,75	8,20	8,188	8,378	M 28 x 1,50	26,50	26,376	26,676	7/16 - 14	9,40	9,144	9,550			
M 5	0,80	4,20	4,134	4,334	M 9,0 x 1,00	8,00	7,917	8,153	M 28 x 2,00	26,00	25,835	26,210	1/2 - 13	10,80	10,592	11,024			
M 6	1,00	5,00	4,917	5,153	M 10 x 0,75	9,20	9,188	9,378	M 30 x 1,00	29,00	28,917	29,153	9/16 - 12	12,20	11,989	12,446			
M 7	1,00	6,00	5,917	6,153	M 10 x 1,00	9,00	8,917	9,153	M 30 x 1,50	28,50	28,376	28,676	5/8 - 11	13,50	13,386	13,868			
M 8	1,25	6,80	6,647	6,912	M 10 x 1,25	8,80	8,647	8,912	M 30 x 2,00	28,00	27,835	28,210	3/4 - 10	16,50	16,307	16,840			
M 9	1,25	7,80	7,647	7,912	M 11 x 0,75	10,20	10,188	10,378	M 30 x 3,00	27,00	26,752	27,252	7/8 - 9	19,50	19,177	19,761			
M 10	1,50	8,50	8,376	8,676	M 11 x 1,00	10,00	9,917	10,153	M 32 x 1,50	30,50	30,376	30,676	1 - 8	22,25	21,971	22,606			
M 11	1,50	9,50	9,376	9,676	M 12 x 1,00	11,00	10,917	11,153	M 32 x 2,00	30,00	29,835	30,210	1 1/8 - 7	25,00	24,638	25,349			
M 12	1,75	10,20	10,106	10,441	M 12 x 1,25	10,80	10,647	10,912	M 33 x 1,50	31,50	31,376	31,676	1 1/4 - 7	28,00	27,813	28,524			
M 14	2,00	12,00	11,835	12,210	M 12 x 1,50	10,50	10,376	10,676	M 33 x 2,00	31,00	30,835	31,210	1 3/8 - 6	30,75	30,353	31,115			
M 16	2,00	14,00	13,835	14,210	M 14 x 1,00	13,00	12,917	13,153	M 33 x 3,00	30,00	29,752	30,252	1 1/2 - 6	34,00	33,528	34,290			
M 18	2,50	15,50	15,294	15,744	M 14 x 1,25	12,80	12,647	12,912	M 35 x 1,50	33,50	33,376	33,676	1 3/4 - 5	39,50	38,938	39,802			
M 20	2,50	17,50	17,294	17,744	M 14 x 1,50	12,50	12,376	12,676	M 36 x 1,50	34,50	34,376	34,676	2 - 4,5	45,00	44,679	45,593			
M 22	2,50	19,50	19,294	19,744	M 15 x 1,00	14,00	13,917	14,153											
M 24	3,00	21,00	20,752	21,252	M 15 x 1,50	13,50	13,376	13,676											
M 27	3,00	24,00	23,752	24,252	M 16 x 1,00	15,00	14,917	15,153											
M 30	3,50	26,50	26,211	26,771	M 16 x 1,25	14,80	14,647	14,912											
M 33	3,50	29,50	29,211	29,771	M 16 x 1,50	14,50	14,376	14,676											
M 36	4,00	32,00	31,670	32,270	M 17 x 1,00	16,00	15,917	16,153											
M 39	4,00	35,00	34,670	35,270	M 17 x 1,50	15,50	15,376	15,676											
M 42	4,50	37,50	37,129	37,799	M 18 x 1,00	17,00	16,917	17,153											
M 45	4,50	40,50	40,129	40,799	M 18 x 1,50	16,50	16,376	16,676											
M 48	5,00	43,00	42,587	43,297	M 20 x 1,00	19,00	18,917	19,153											
M 52	5,00	47,00	46,587	47,297	M 20 x 1,50	18,50	18,376	18,676											
M 56	5,50	50,50	50,046	50,796	M 20 x 2,00	18,00	17,835	18,210											
					M 22 x 1,00	21,00	20,917	21,153											

* M 1,1 bis M 1,4 Kern-Ø Muttergewinde 5H

MJ-Gewinde DIN ISO 5855				UNJC-Gewinde ISO 3161				UNJF-Gewinde ISO 3161						
Nenn-Ø	Steigung P	Kernloch-(Bohr-)Ø mm	Kern-Ø Muttergewinde 5H*		Nenn-Ø	Gang pro inch	Kernloch-(Bohr-)Ø mm	Kern-Ø Muttergewinde 3B		Nenn-Ø	Gang pro inch	Kernloch-(Bohr-)Ø mm	Kern-Ø Muttergewinde 3B	
			min. mm	max. mm				min. mm	max. mm				min. mm	max. mm
MJ 3	x 0,50	2,60	2,513	2,653	Nr. 6	- 32	2,85	2,733	2,939	Nr. 6	- 40	3,00	2,888	3,053
MJ 4	x 0,70	3,40	3,318	3,498	Nr. 8	- 32	3,55	3,393	3,599	Nr. 8	- 36	3,60	3,480	3,663
MJ 5	x 0,80	4,30	4,221	4,421	Nr. 10	- 24	4,00	3,795	4,064	Nr. 10	- 32	4,20	4,054	4,255
MJ 6	x 0,50	5,55	5,513	5,625	Nr. 12	- 24	4,60	4,455	4,704	Nr. 12	- 28	4,75	4,602	4,816
MJ 6	x 0,75	5,35	5,269	5,419	1/4 - 20	5,30	5,113	5,387	1/4 - 28	5,60	5,466	5,662		
MJ 6	x 1,00	5,10	5,026	5,216	5/16 - 18	6,75	6,563	6,833	5/16 - 24	7,00	6,906	7,109		
MJ 8	x 0,50	7,55	7,513	7,625	3/8 - 16	8,20	7,978	8,255	3/8 - 24	8,60	8,494	8,679		
MJ 8	x 0,75	7,35	7,269	7,419	7/16 - 14	9,60	9,346	9,639	7/16 - 20	10,00	9,876	10,084		
MJ 8	x 1,00	7,10	7,026	7,216	1/2 - 13	11,00	10,798	11,095	1/2 - 20	11,60	11,463	11,661		
MJ 8	x 1,25	6,90	6,782	6,994	9/16 - 12	12,40	12,228	12,482	9/16 - 18	13,00	12,913	13,122		
MJ 10	x 1,00	9,10	9,026	9,216	5/8 - 11	13,80	13,627	13,904	5/8 - 18	14,60	14,501	14,702		
MJ 10	x 1,25	8,90	8,782	8,994										
MJ 10	x 1,50	8,60	8,539	8,775										
MJ 12	x 1,75	10,40	10,295	10,560										
MJ 16	x 2,00	14,20	14,051	14,351										

Kernlochdurchmesser für das Gewindeschneiden

UNF-Gewinde ASME B1.1					BSW-(Whitworth)-Gewinde BS84					(Whitworth-) Rohrgewinde (nach DIN-ISO 228-1)					Stahlpanzerrohr-Gewinde nach DIN 40430				
Nenn-Ø	Gang pro inch	Kernloch-(Bohr-)Ø DIN 336 mm	Kern-Ø Muttergewinde		Nenn-Ø	Gang pro inch	Kernloch-(Bohr-)Ø mm	Kern-Ø Muttergewinde		Nenn-Ø	Gang pro inch	Kernloch-(Bohr-)Ø DIN 336 mm	Kern-Ø Muttergewinde		Nenn-Ø	Gang pro inch	Kernloch-(Bohr-)Ø mm	Kern-Ø Muttergewinde	
			min. mm	max. mm				min. mm	max. mm				min. mm	max. mm				min. mm	max. mm
Nr. 1 - 72		1,55	1,473	1,610	W 1/16	60	1,20	1,045	1,230	G 1/16	28	6,80	6,561	6,843	Pg 7	20	11,40	11,280	11,430
Nr. 2 - 64		1,85	1,755	1,910	W 3/32	48	1,80	1,704	1,912	G 1/8	28	8,80	8,566	8,848	Pg 9	18	14,00	13,860	14,010
Nr. 3 - 56		2,15	2,024	2,197	W 1/8	40	2,50	2,362	2,591	G 1/4	19	11,80	11,445	11,890	Pg 11	18	17,30	17,260	17,410
Nr. 4 - 48		2,40	2,271	2,459	W 5/32	32	3,20	2,952	3,214	G 3/8	19	15,25	14,950	15,395	Pg 13,5	18	19,00	19,060	19,210
Nr. 5 - 44		2,70	2,550	2,741	W 3/16	24	3,60	3,407	3,745	G 1/2	14	19,00	18,631	19,172	Pg 16	18	21,30	21,160	21,310
Nr. 6 - 40		2,95	2,819	3,023	W 7/32	24	4,50	4,201	4,539	G 5/8	14	21,00	20,587	21,128	Pg 21	16	26,90	26,780	27,030
Nr. 8 - 36		3,50	3,404	3,607	W 1/4	20	5,10	4,724	5,156	G 3/4	14	24,50	24,117	24,658	Pg 29	16	35,50	35,480	35,730
Nr. 10 - 32		4,10	3,962	4,166	W 5/16	18	6,50	6,130	6,590	G 7/8	14	28,25	27,877	28,418	Pg 36	16	45,50	45,480	45,730
Nr. 12 - 28		4,60	4,496	4,724	W 3/8	16	7,90	7,492	7,987	G 1	11	30,75	30,291	30,931	Pg 42	16	52,50	52,480	52,730
1/4 - 28		5,50	5,359	5,588	W 7/16	14	9,20	8,789	9,330	G 1 1/8	11	35,50	34,939	35,579	Pg 48	16	57,80	57,780	58,030
5/16 - 24		6,90	6,782	7,036	W 1/2	12	10,50	9,989	10,591	G 1 1/4	11	39,50	38,952	39,592					
3/8 - 24		8,50	8,382	8,636	W 9/16	12	12,00	11,577	12,179	G 1 1/2	11	45,25	44,845	45,485					
7/16 - 20		9,90	9,728	10,033	W 5/8	11	13,50	12,918	13,558	G 1 3/4	11	51,00	50,788	51,428					
1/2 - 20		11,50	11,328	11,608	W 3/4	10	16,25	15,797	16,483	G 2	11	57,00	56,656	57,296					
9/16 - 18		12,90	12,751	13,081	W 7/8	9	19,25	18,611	19,353										
5/8 - 18		14,50	14,351	14,681	W 1	8	22,00	21,334	22,147										
3/4 - 16		17,50	17,323	17,678	W 1 1/8	7	24,50	23,928	24,832										
7/8 - 14		20,40	20,269	20,650	W 1 1/4	7	27,75	27,103	28,007										
1 - 12		23,25	23,114	23,571	W 1 3/8	6	30,50	29,504	30,528										
1 1/8 - 12		26,50	26,289	26,746	W 1 1/2	6	33,50	32,679	33,703										
1 1/4 - 12		29,50	29,464	29,921	W 1 5/8	5	35,50	34,769	35,963										
1 3/8 - 12		32,75	32,639	33,096	W 1 3/4	5	39,00	37,944	39,138										
1 1/2 - 12		36,00	35,814	36,271	W 2	4,5	44,50	43,571	44,877										

NPT ANSI B 2.1 Amerik. kegeliges Rohrgewinde Kegel 1:16							
Ausführung A (möglichst vermeiden)	Ausführung B	Nenn-Ø	Gang pro inch	Kernloch-Ø zylindr. (A) d ₁	Kernloch-Ø konisch (B) D ₁	Einschneidtiefe ET mm	Bohrtiefe BT (min) mm
		1/16	- 27	6,15	6,39	9,29	10,7
		1/8	- 27	8,40	8,74	9,32	10,8
		1/4	- 18	11,10	11,36	13,52	15,6
		3/8	- 18	14,30	14,80	13,83	16,0
		1/2	- 14	17,90	18,32	18,07	20,8
		3/4	- 14	23,30	23,67	18,55	21,3
		1	- 11,5	29,00	29,69	22,29	25,6
		1 1/4	- 11,5	37,70	38,45	22,80	26,1
		1 1/2	- 11,5	43,70	44,52	22,80	26,1
		2	- 11,5	55,60	56,56	23,20	26,5
		2 1/2	- 8	66,30	67,62	31,75	36,3
		3	- 8	82,30	83,52	33,74	38,5

EG-Gewinde Metr./Metr. Fein (EG M 14 x 1,25) für Gewindedrahteinsätze DIN 8140				
Nenn-Ø	x Steigung P mm	Kernloch-(Bohr-)Ø mm	Kern-Ø Muttergewinde	
			min. mm	max. mm
EG M 4	0,70	4,20	4,152	4,292
EG M 5	0,80	5,25	5,174	5,334
EG M 6	1,00	6,30	6,217	6,407
EG M 8	1,25	8,40	8,271	8,483
EG M10	1,50	10,50	10,324	10,560
EG M12	1,75	12,50	12,379	12,644
EG M14 x 1,25	14,40	14,271	14,483	
EG M16	2,00	16,50	16,433	16,733

EG UNC (UNC-STI) Gewinde für Gewindedrahteinsätze ASME B18.29.1				
Nenn-Ø	Gang pro inch	Kernloch-(Bohr-)Ø mm	Kern-Ø Muttergewinde	
			min. mm	max. mm
EG Nr. 6 - 32		3,80	3,678	3,879
EG Nr. 8 - 32		4,40	4,338	4,524
EG Nr. 10 - 24		5,20	5,055	5,283
EG Nr. 12 - 24		5,80	5,715	5,944
EG 1/4 - 20		6,70	6,624	6,868
EG 5/16 - 18		8,40	8,242	8,489
EG 3/8 - 16		10,00	9,868	10,127
EG 7/16 - 14		11,60	11,506	11,783
EG 1/2 - 13		13,30	13,122	13,393
EG 9/16 - 12		14,90	14,747	15,032
EG 5/8 - 11		16,50	16,375	16,673

EG UNF (UNF-STI) Gewinde für Gewindedrahteinsätze ASME B18.29.1				
Nenn-Ø	Gang pro inch	Kernloch-(Bohr-)Ø mm	Kern-Ø Muttergewinde	
			min. mm	max. mm
EG Nr. 6 - 40		3,70	3,644	3,818
EG Nr. 8 - 36		4,40	4,321	4,498
EG Nr. 10 - 32		5,10	4,999	5,184
EG Nr. 12 - 28		5,70	5,682	5,809
EG 1/4 - 28		6,60	6,546	6,721
EG 5/16 - 24		8,25	8,166	8,352
EG 3/8 - 24		9,80	9,754	9,931
EG 7/16 - 20		11,50	11,389	11,585
EG 1/2 - 20		13,10	12,974	13,172
EG 9/16 - 18		14,70	14,592	14,798
EG 5/8 - 18		16,25	16,180	16,386

Bohrdurchmesser für das Gewindeformen

Metrische ISO-Gewinde DIN 13						
Nenn- Ø mm	Steig- ung p	Bohr- Ø mm	Bohr-Ø		Kern-Ø Muttergewinde 7H*	
			min. mm	max. mm	min. mm	max. mm
M 1	0,25	0,75	0,729	0,785		
M 1,1	0,25	0,85	0,829	0,885		
M 1,2	0,25	0,95	0,929	0,985		
M 1,4	0,30	1,10	1,075	1,142		
M 1,6	0,35	1,25	1,221	1,321		
M 1,8	0,35	1,45	1,421	1,521		
M 2	0,40	1,85	1,84	1,88	1,567	1,679
M 2,2	0,45	2,00	2,01	2,05	1,713	1,838
M 2,5	0,45	2,30	2,28	2,32	2,013	2,138
M 3	0,50	2,80	2,78	2,85	2,459	2,639
M 3,5	0,60	3,25	3,23	3,30	2,850	3,050
M 4	0,70	3,70	3,68	3,76	3,242	3,466
M 4,5	0,75	4,20				
M 5	0,80	4,65	4,62	4,71	4,134	4,384
M 6	1,00	5,55	5,52	5,62	4,917	5,217
M 7	1,00	6,55	6,52	6,62	5,917	6,217
M 8	1,25	7,40	7,36	7,47	6,647	6,982
M 9	1,25	8,40	8,36	8,47	7,647	7,982
M 10	1,50	9,30	9,26	9,38	8,376	8,751
M 11	1,50	10,30	10,26	10,38	9,376	9,751
M 12	1,75	11,20	11,15	11,29	10,106	10,531
M 14	2,00	13,10	13,05	13,20	11,835	12,310
M 16	2,00	15,10	15,05	15,20	13,835	14,310
M 18	2,50	16,90	16,83	17,02	15,294	15,854
M 20	2,50	18,90	18,83	19,02	17,294	17,854
M 22	2,50	20,90	20,83	21,02	19,294	19,854
M 24	3,00	22,70	22,62	22,80	20,752	21,382
M 27	3,00	25,70	25,62	25,80	23,752	24,382
M 30	3,50	28,50	28,40	28,60	26,211	26,921
M 33	3,50	31,50	31,40	31,60	29,211	29,921
M 36	4,00	34,30	34,17	34,40	31,670	32,420
M 39	4,00	37,30	37,17	37,40	34,670	35,420
M 42	4,50	40,10	39,95	40,20	37,129	37,979

* M 2 bis M 2,5 Kern-Ø Muttergewinde 6H

Metrische ISO-Feingewinde DIN 13													
Nenn-x Ø mm	Steig- ung p	Bohr- Ø mm	Bohr-Ø		Kern-Ø Muttergewinde 7H*		Nenn-x Ø mm	Steig- ung p	Bohr- Ø mm	Bohr-Ø		Kern-Ø Muttergewinde 7H*	
			min. mm	max. mm	min. mm	max. mm				min. mm	max. mm	min. mm	max. mm
M 2,5 x 0,35		2,35	2,35	2,38	2,121	2,221	M 20 x 1,50		19,30	19,26	19,38	18,376	19,751
M 3 x 0,35		2,85	2,85	2,88	2,621	2,721	M 24 x 1,00		23,55	23,52	23,62	22,917	23,217
M 4 x 0,35		3,85	3,85	3,88	3,621	3,721	M 24 x 1,50		23,30	23,26	23,38	22,376	22,751
M 4 x 0,50		3,80	3,78	3,83	3,459	3,639	M 24 x 2,00		23,10	23,05	23,20	21,835	22,310
M 5 x 0,50		4,80	4,78	4,83	4,459	4,639	M 27 x 1,50		26,30	26,26	26,38	25,376	25,751
M 5,5 x 0,50		5,30	5,28	5,33	4,959	5,139	M 30 x 1,50		29,30	29,26	29,38	28,376	28,751
M 6 x 0,75		5,65	5,62	5,70	5,188	5,424	M 33 x 1,50		32,30	32,26	32,38	31,376	31,751
M 7 x 0,75		6,65	6,62	6,70	6,188	6,424	M 36 x 1,50		35,30	35,26	35,38	34,376	34,751
M 8 x 0,75		7,65	7,62	7,70	7,188	7,424	M 39 x 1,50		38,30	38,26	38,38	37,376	37,751
M 8 x 1,00		7,55	7,52	7,62	6,917	7,217	M 42 x 1,50		41,30	41,26	41,38	42,376	42,751
M 9 x 0,75		8,65	8,62	8,70	8,188	8,424							
M 9 x 1,00		8,55	8,52	8,62	7,917	8,217							
M 10 x 0,75		9,65	9,62	9,70	9,188	9,424							
M 10 x 1,00		9,55	9,52	9,62	8,917	9,217							
M 10 x 1,25		9,40	9,36	9,47	8,647	8,982							
M 11 x 0,75		10,65	10,62	10,70	10,188	10,424							
M 11 x 1,00		10,55	10,52	10,62	9,917	10,217							
M 12 x 1,00		11,55	11,52	11,62	10,917	11,217							
M 12 x 1,25		11,40	11,36	11,47	10,647	10,982							
M 12 x 1,50		11,30	11,26	11,38	10,376	10,751							
M 14 x 1,00		13,55	13,52	13,62	12,917	13,217							
M 14 x 1,25		13,40	13,36	13,47	12,647	12,982							
M 14 x 1,50		13,30	13,26	13,38	12,376	12,751							
M 15 x 1,00		14,55	14,52	14,62	13,917	14,217							
M 15 x 1,50		14,30	14,26	14,38	13,376	13,751							
M 16 x 1,00		15,55	15,52	15,62	14,917	15,217							
M 16 x 1,50		15,30	15,26	15,38	14,376	14,751							
M 17 x 1,00		16,55	16,52	16,62	15,917	16,217							
M 17 x 1,50		16,30	16,26	16,38	15,376	15,751							
M 18 x 1,00		17,55	17,52	17,62	16,917	17,217							
M 18 x 1,50		17,30	17,26	17,38	16,376	16,751							
M 18 x 2,00		17,10	17,05	17,20	15,835	16,310							
M 20 x 1,00		19,55	19,52	19,62	18,917	19,217							

* M 2,5 x 0,35 bis M 4 x 0,35 Kern-Ø Muttergewinde 6H

Kerndurchmesser-Toleranzfeld beim Gewindeformen (nach DIN 13, Teil 50)

Aus Festigkeitsgründen ist es nicht erforderlich, die Kerndurchmessertoleranzen der Toleranzklasse 6H einzuhalten; die Toleranzklasse 7H genügt dem Anspruch, dass die Flankenüberdeckung von Bolzen- und Muttergewinde 0,32 x P nicht unterschreiten soll. Außerdem haben geformte Gewinde wegen des nicht unterbrochenen Faserverlaufs und der erfolgten Kaltverfestigung im Regelfall eine höhere Festigkeit als geschnittene Gewinde.



Bohrdurchmesser für das Gewindeformen

UNC-Gewinde ASME B1.1						UNF-Gewinde ASME B1.1						(Whitworth-) Rohrgewinde G DIN EN ISO 228-1										
Nenn-Ø	Gang	Bohr-Ø		Kern-Ø Muttergewinde 2B		Nenn-Ø	Gang	Bohr-Ø		Kern-Ø Muttergewinde 2B		Nenn-Ø	Gang	Bohr-Ø		Kern-Ø Muttergewinde						
		pro inch	mm	min. mm	max. mm			min. mm	max. mm	pro inch	mm			min. mm	max. mm	min. mm	max. mm	inch	pro inch	mm	min. mm	max. mm
Nr. 1	- 64	1,68		1,67	1,70	1,425	1,580	Nr. 1	- 72	1,70		1,69	1,72	1,473	1,610	G 1/16	28	7,30	7,28	7,35	6,561	6,843
Nr. 2	- 56	1,98		1,97	2,01	1,694	1,872	Nr. 2	- 64	2,00		1,99	2,03	1,755	1,910	G 1/8	28	9,30	9,28	9,35	8,566	8,848
Nr. 3	- 48	2,28		2,27	2,32	1,941	2,146	Nr. 3	- 56	2,30		2,29	2,34	2,024	2,197	G 1/4	19	12,50	12,48	12,55	11,445	11,890
Nr. 4	- 40	2,55		2,54	2,59	2,157	2,385	Nr. 4	- 48	2,60		2,59	2,63	2,271	2,459	G 3/8	19	16,00	15,98	16,05	14,950	15,395
Nr. 5	- 40	2,90		2,89	2,94	2,487	2,698	Nr. 5	- 44	2,90		2,89	2,93	2,550	2,741	G 1/2	14	20,00	19,98	20,12	18,631	19,172
Nr. 6	- 32	3,15		3,14	3,19	2,642	2,896	Nr. 6	- 40	3,20		3,19	3,24	2,819	3,023	G 5/8	14	22,00	21,98	22,12	20,587	21,128
Nr. 8	- 32	3,80		3,78	3,82	3,302	3,531	Nr. 8	- 36	3,85		3,83	3,88	3,404	3,607	G 3/4	14	25,50	25,48	25,62	24,117	24,658
Nr. 10	- 24	4,35		4,33	4,39	3,683	3,937	Nr. 10	- 32	4,45		4,43	4,49	3,962	4,166	G 7/8	14	29,25	29,23	29,37	27,877	28,418
Nr. 12	- 24	5,00		4,97	5,03	4,343	4,597	Nr. 12	- 28	5,10		5,07	5,13	4,496	4,724	G 1	11	32,00	31,98	32,15	30,291	30,931
1/4	- 20	5,75		5,72	5,80	4,978	5,258	1/4	- 28	5,95		5,92	5,99	5,359	5,588	G 1 1/4	11	40,75	40,70	40,85	38,952	39,592
5/16	- 18	7,30		7,26	7,37	6,401	6,731	5/16	- 24	7,45		7,42	7,50	6,782	7,036							
3/8	- 16	8,80		8,77	8,88	7,798	8,153	3/8	- 24	9,05		9,02	9,10	8,838	8,636							
7/16	- 14	10,30		10,27	10,37	9,144	9,550	7/16	- 20	10,55		10,48	10,58	9,728	10,033							
1/2	- 13	11,80		11,77	11,88	10,592	11,024	1/2	- 20	12,10		12,08	12,18	11,328	11,608							
9/16	- 12	13,30		13,28	13,39	11,989	12,446	9/16	- 18	13,65		13,61	13,72	12,751	13,081							
5/8	- 11	14,80		14,78	14,90	13,386	13,868	5/8	- 18	15,25		15,21	15,32	14,351	14,681							
3/4	- 10	17,90		17,85	17,97	16,307	16,840	3/4	- 16	18,35		18,30	18,41	17,323	17,678							
7/8	- 9	21,00		20,95	21,10	19,177	19,761	7/8	- 14	21,40		21,35	21,49	20,269	20,650							
1	- 8	24,00		23,95	24,12	21,971	22,606	1	- 12	24,45		24,40	24,54	23,114	23,571							

Die Toleranzfelder (Muttergewinde)/Toleranzklassen (Gewindebohrer)

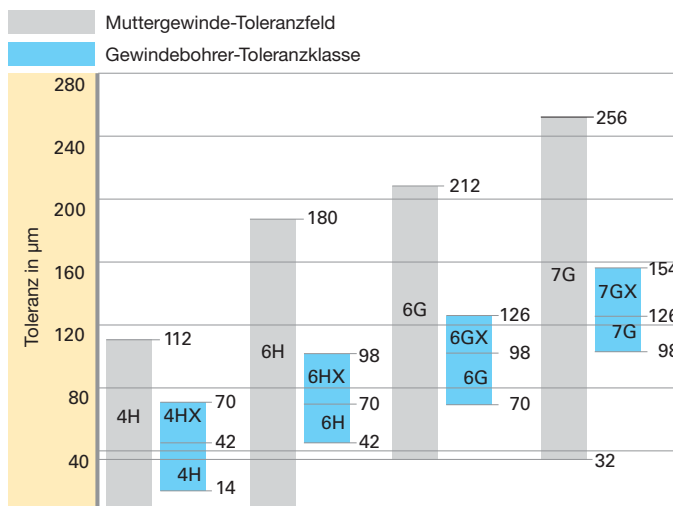
Toleranzqualität und Toleranzlage bestimmen das Toleranzfeld. Seine Kennzeichnung erfolgt durch Verwendung der jeweiligen Ziffern und Buchstaben.

Das Kurzzeichen für die Toleranzklasse des Gewindebohrers entspricht dem Toleranzfeld des Muttergewindes, für welches der Gewindebohrer überwiegend Anwendung findet.

Es ist also nicht in jedem Anwendungsfall identisch mit dem Toleranzfeld des geschnittenen Muttergewindes.

Gewindebohrer mit abweichenden Toleranzwerten nach DIN 802 Teil 1 werden durch den zusätzlichen Buchstaben »X« gekennzeichnet (6 HX, 6 GX). Wir empfehlen, die Gewindebohrer gemäß nachfolgender Grafik einzusetzen:

Toleranzfeld-/Toleranzklassen-Zuordnung



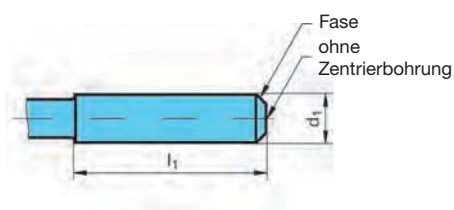
DIN EN 22857		Toleranzfeld des zu schneidenden Muttergewindes				DIN 802 Teil1 (zurückgezogen)
Anwendungsklasse des Gewindebohrers Benennung* Kennzeichn.		4H	5H	6H	6G	Toleranzklasse des Gewindebohrers
Klasse 1	ISO 1	4H	5H			4H
Klasse 2	ISO 2			6H		6H
Klasse 3	ISO 3				6G	6G
-	-				7G	7G

* Die Toleranzen der drei Anwendungsklassen werden gemäß den nachstehenden Angaben in Abhängigkeit von einer Toleranzeinheit t errechnet, deren Wert dem der Flankendurchmessertoleranz TD_2 bei Toleranzklasse 5 des Muttergewindes entspricht (extrapoliert bis 0,2 mm Steigung):
 $t = TD_2$ Toleranzklasse 5 des Muttergewindes

Schaftausführungen

Zylinderschäfte für Spiralbohrer und Schaftfräser aus Hartmetall DIN 6535

Form HA, glatt

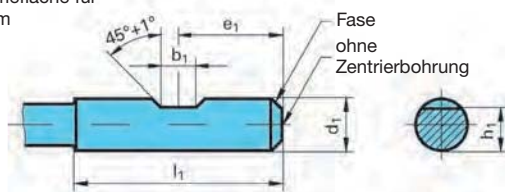


Maße in mm

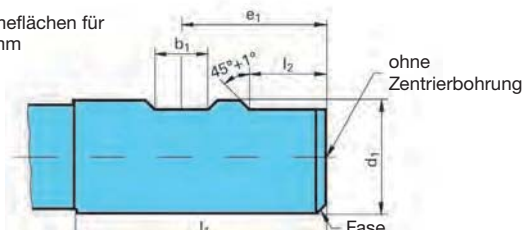
d ₁	l ₁ +2 0	d ₁	l ₁ +2 0
h6	h6	h6	h6
2	28	14	45
3	28	16	48
4	28	18	48
5	28	20	50
6	36	25	56
8	36	32	60
10	40		
12	45		

Form HB, mit seitlicher Mitnahmefläche

mit einer Mitnahmefläche für
d₁ = 6 und 20 mm



mit zwei Mitnahmeflächen für
d₁ = 25 und 32 mm



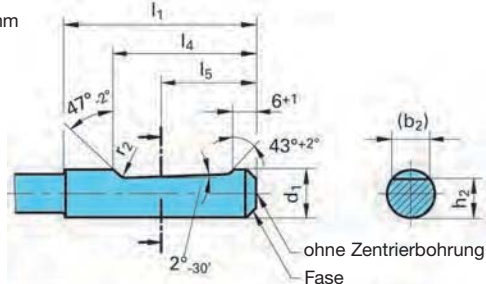
Maße in mm

d ₁	b ₁ +0,05 0	e ₁ 0 -1	h ₁	l ₁ +2 0	l ₂ +1 0
h6	h6	h11	h11	h6	h6
6	4,2	18	5,1	36	–
8	5,5	18	6,9	36	–
10	7	20	8,5	40	–
12	8	22,5	10,4	45	–
14	8	22,5	12,7	45	–
16	10	24	14,2	48	–
18	10	24	16,2	48	–
20	11	25	18,2	50	–
25	12	32	23	56	17
32	14	36	30	60	19

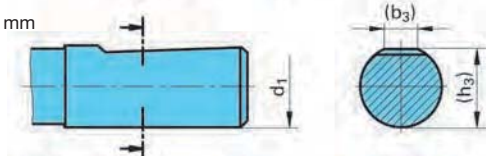
Form HE, mit geneigter Spannfläche ohne Kühlkanäle*

* Ausführung: Zylinderschäfte nach DIN 6535 werden ohne oder mit Kühlkanälen ausgeführt. Anwendung der Ausführung für unterschiedliche Werkzeuge sowie Maßangaben und Bezeichnung für die Lage der Kühlkanäle sind in den entsprechenden Maßnormen enthalten.

für d₁ = 6 bis 20 mm



für d₁ = 25 und 32 mm



Maße in mm

d ₁	(b ₂)	(b ₃)	h ₂	(h ₃)	l ₁ +2 0	l ₄ 0 -1	l ₅ Nenn- maß	r ₂ min.
h6	≈		h11		h6	h6	h6	h6
6	4,3	–	5,1	–	36	25	18	1,2
8	5,5	–	6,9	–	36	25	18	1,2
10	7,1	–	8,5	–	40	28	20	1,2
12	8,2	–	10,4	–	45	33	22,5	1,2
14	8,1	–	12,7	–	45	33	22,5	1,2
16	10,1	–	14,2	–	48	36	24	1,6
18	10,8	–	16,2	–	48	36	24	1,6
20	11,4	–	18,2	–	50	38	25	1,6
25	13,6	9,3	23,0	24,1	56	44	32	1,6
32	15,5	9,9	30,0	31,2	60	48	35	1,6

Die HSK-Schnittstelle

Technik und Vorteile

- **Hohe Drehmomentübertragung und definierte radiale Positionierung**

Der Hohlchaftkegel ist in der Aufnahme bzw. Spindel so verspannt, dass ein hoher Reibschluss über die gesamte Kegelmantelfläche und Plananlagefläche entsteht (Bild 1). Zwei Nutensteine greifen am Schaftende der Werkzeugaufnahme in das Werkzeug und sorgen so für eine formschlüssige, definierte, radiale Positionierung.

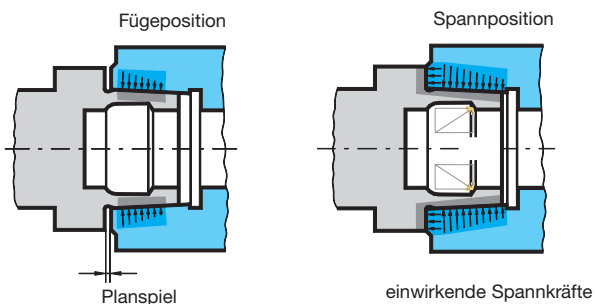
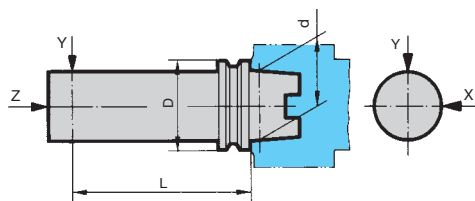


Bild 1
Vorspann- und Reibkräfte des Hohlkegelschaftes in der Schnitt- und Trennstelle.

- **Hohe Wechsel- und Wiederholgenauigkeit**

Der ringförmige Eingriff der Spannklaue im Inneren des Hohlchaftwerkzeugs gewährleistet die absolut spielfreie Verbindung von Schaft und Spindel bzw. Aufnahme (Bild 1, Bild 2).



HSK-Größe D	d mm	L mm	X mm	Y mm	Z mm
32	24	50	0,002	0,002	0,002
40	30	60	0,002	0,002	0,002
50	38	75	0,002	0,002	0,002
63	48	100	0,002	0,002	0,002
100	75	150	0,002	0,002	0,002

Bild 2
Radiale und axiale Wiederholgenauigkeit der Schnitt- und Trennstelle.

- **Hochgeschwindigkeitstauglichkeit**

Je höher die Drehzahl, desto besser die Kraftverstärkung, desto intensiver die Verriegelung der keilgetriebeförmigen Anordnung der Spanmechanik. Die gezielte Vorspannung zwischen Hohlchaftkegel und Spindelaufnahme kompensiert die durch Zentrifugalkraft entstehende Spindelaufweitung, sodass keinerlei Radialspiel auftreten kann (Bild 1). Die Plananlage verhindert ein Nachrutschen in Axialrichtung.

- **Kurze Wechselzeiten**

Rationeller Werkzeugwechsel durch kurze Baulänge (ca. 1/3 des konventionellen Steilkegels) und geringes Gewicht (ca. 50% des Steilkegels).

- **Einfache, kostengünstige Schaftkonstruktion**

Keine bewegten Teile am Werkzeugschaft bedeuten auch keine Verschleißteile.

- **Schmutz-Unempfindlichkeit**

Die ringförmige Plananlage ist zur vereinfachten Sauberhaltung der Kupplung nicht unterbrochen. Bei automatischem Werkzeugwechsel in der Schnittstelle ist die Reinigung mittels Luft während des Wechsels zu empfehlen.

- **Codierung bzw. Identifizierung**

Zur Aufnahme handelsüblicher Identifikationssysteme ist im Greifbund eine Bohrung mit $\varnothing 10$ mm und 4,5 mm Tiefe für Datenträger (Codier-Chips) vorgesehen.

- **Standardisierung, Normung der Schnittstelle**

Entspricht ISO 12164-1/DIN 69893.

- **Kühlmittelezufuhr**

Die automatisch wechselbaren Werkzeuge HSK-A sind für zentrale Kühlmittelezufuhr mittels Übergaberohr ausgelegt. Bei Werkzeugen für manuellen Werkzeugwechsel erfolgt die Kühlmittelezuführung ebenfalls zentral. Die Spannelemente sind komplett abgedichtet. Somit kann das Spindelinnere nicht mit Kühlmittele in Kontakt kommen.

- **Montage des Kühlmitteleübergabe-Satzes**

Die Kühlmitteleübergabe-Sätze müssen separat bestellt werden. Die Montage des Kühlmittelerohres erfolgt durch den Anwender.

Technik und Vorteile

Im Bereich der SK- und MAS/BT-Werkzeugaufnahmen haben wir unser Programm deutlich erweitert. Selbstverständlich bieten wir auch diese Aufnahmen ausschließlich in höchster Qualität an. Das heißt: SK- und MAS/BT-Aufnahmen fertigen wir aus speziellem, legiertem Einsatzstahl mit einer Zugfestigkeit im Kern von mindestens 900 N/mm², der in einem verzugsarmen Härteverfahren auf HRC 58 bei einer Einsatzhärte tiefe von 0,8 bis 1,0 mm gehärtet wird. Die Oberfläche der Aufnahmen ist für eine lange Lebensdauer brüniert und korrosionsgeschützt.

Qualität durch Präzision

Höchste Präzision ist auch im Bereich der Werkzeugaufnahmen unser Anspruch. Deshalb sind die SK- und MAS/BT-Futter präzisionsgeschliffen: im Bereich des Steilkegels auf Ra ≤ 0,2, aufnahmeseitig auf Ra ≤ 0,4. Die Kegeltoleranz ist besser als AT 3 bei einer Messsicherheit ≤ 1µm.

Angaben zu den Form- und Lagetoleranzen finden Sie im Detail bei den einzelnen Werkzeugaufnahmen auf den jeweiligen Katalogseiten. Die Toleranzen der Aufnahmebohrungen und Aufnahmezapfen betragen max. 2/3 der DIN-Toleranz.

Wuchtgüte

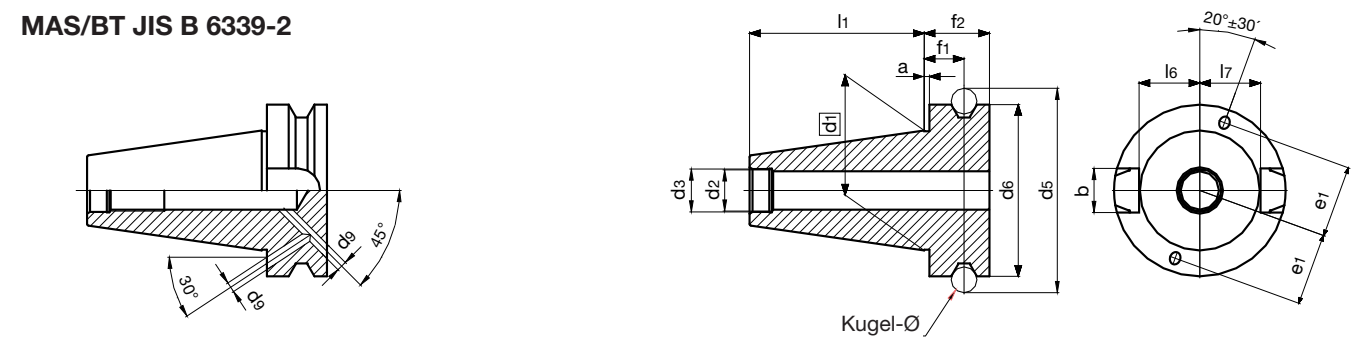
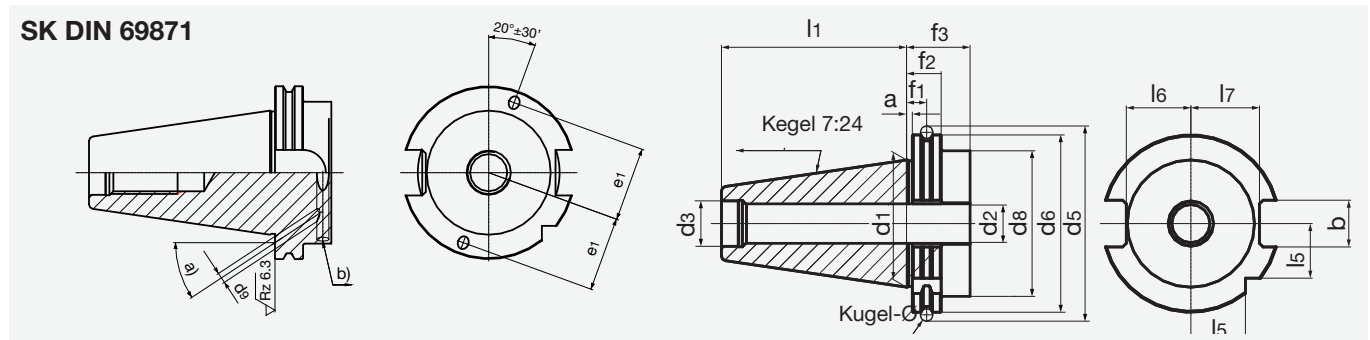
Für höhere Drehzahlen geeignete Werkzeugaufnahmen sind generell vorgewuchtet. Zu diesem Zweck haben wir die Unwucht ermittelt und Wuchtflächen sowie Wuchtbohrungen in den Zeichnungen eingetragen. Damit ist die Unwucht weitestgehend ausgeglichen und bis ca. 8000 U/min kann auf Feinwuchten verzichtet werden. Bei höheren Drehzahlen müssen die vorgewuchteten Aufnahmen auf G 6,3 bzw. G 2,5 feingewuchtet werden.

Ausführung AD/B

SK- und MAS/BT-Werkzeugaufnahmen fertigen wir generell in der Ausführung AD/B. Geliefert wird in Ausführung AD, die Kühlbohrungen am Bund sind mit Schrauben verschlossen.

Generelle Abmessungen und Toleranzen

Für unsere SK- und MAS/BT-Werkzeugaufnahmen gelten die folgenden Maße:



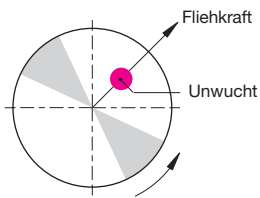
Steilkegel	a mm	Kugel-Ø mm	b mm	d ₁ mm	d ₂ mm	d ₃ mm	d ₅ mm	d ₆ mm	d ₈ mm	d ₉ mm	e ₁ mm	f ₁ mm	f ₂ mm	f ₃ mm	l ₁ mm	l ₅ mm	l ₆ mm	l ₇ mm
SK30	3,2	7	16,1	31,75	M12	13	59,3	50,00	45	4	21	11,1	19,1	35	47,80	15,00	16,4	19,0
SK40	3,2	7	16,1	44,45	M16	17	72,3	63,55	50	4	27	11,1	19,1	35	68,40	18,5	22,8	25,0
SK50	3,2	7	25,7	69,85	M24	25	107,25	97,50	80	6	42	11,1	19,1	35	101,75	30,0	35,5	37,7
BT30	2,0	8	16,1	31,75	M12	12,5	56,03	46,00	-	-	-	13,6	22,0	-	48,40	-	16,3	16,3
BT40	2,0	10	16,1	44,45	M16	17	75,56	63,00	-	4	27	16,6	27,0	-	65,4	-	22,6	22,6
BT50	3,0	15	25,7	69,85	M24	25	118,89	100,00	-	5,4	42	23,2	38,0	-	101,8	-	35,4	35,4

Unwuchteinflüsse auf Maschinenspindeln, Werkzeugaufnahmen und Werkzeuge

Die Unwucht

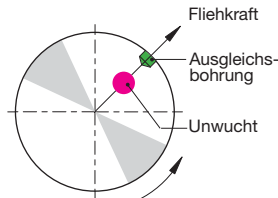
Eine Unwucht erzeugt bei der sich drehenden Spindel eine Fliehkraft, die die Laufruhe des Werkzeugs stört. Diese Unwucht hat Einfluss auf den Arbeitsprozess und die Lebensdauer des Spindellagers. Die Fliehkraft F wächst linear mit der Unwucht U und quadratisch mit der Drehzahl nach untenstehender Formel.

$$F = U \cdot \omega$$



Auswuchten

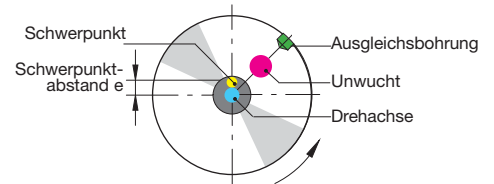
Um unerwünschte Fliehkkräfte auszugleichen, muss die symmetrische Massenverteilung wiederhergestellt werden, mit dem Ziel, dass auf die Spindellagerung keine Fliehkkräfte wirken. Bei Werkzeugaufnahmen sind Ausgleichsbohrungen oder -flächen üblich. Dadurch tendiert die Summe aller auf die Achse wirkenden Fliehkkräfte gegen Null (s. DIN ISO 1940).



Schwerpunktverlagerung

Durch die Unwucht einer Welle wird deren Schwerpunkt aus der Drehachse um einen Abstand in Richtung der Unwucht verlagert. Dieser Schwerpunktabstand wird auch Restexzentrizität e oder Schwerpunktverlagerung genannt. Je größer die Wuchtkörpermasse m ist, desto größer kann die zulässige Restunwucht U sein.

$$e = \frac{U}{m}$$



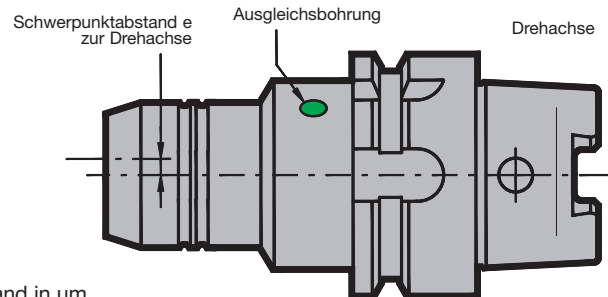
Unwuchtberechnung

Die Unwucht ist ein Maß, das angibt, wieviel unsymmetrisch verteilte Masse in radialer Richtung von der Drehachse entfernt ist.

Die Unwucht wird in gmm angegeben. Das Abstandmaß e sagt aus, wie weit der Schwerpunkt eines Teils von der Drehachse entfernt ist. Die Unwucht ergibt sich aus:

$$U = m \cdot e$$

U = Unwucht in gmm
 e = Schwerpunktabstand in μm
 m = Masse in kg



Wuchtgrenzen

Entsprechend DIN ISO 1940 wird die Auswuchtgüte mit G sowie den Einheiten gmm/kg bzw. μm bezeichnet und ist drehzahlbezogen. Bei einer Drehzahl von 15.000 U/min und einem Gewicht von 1 kg entspricht G6,3 einem zulässigen Mittenversatz zwischen Rotationsachse und Schwerpunktachse der Spindel von 4 μm .

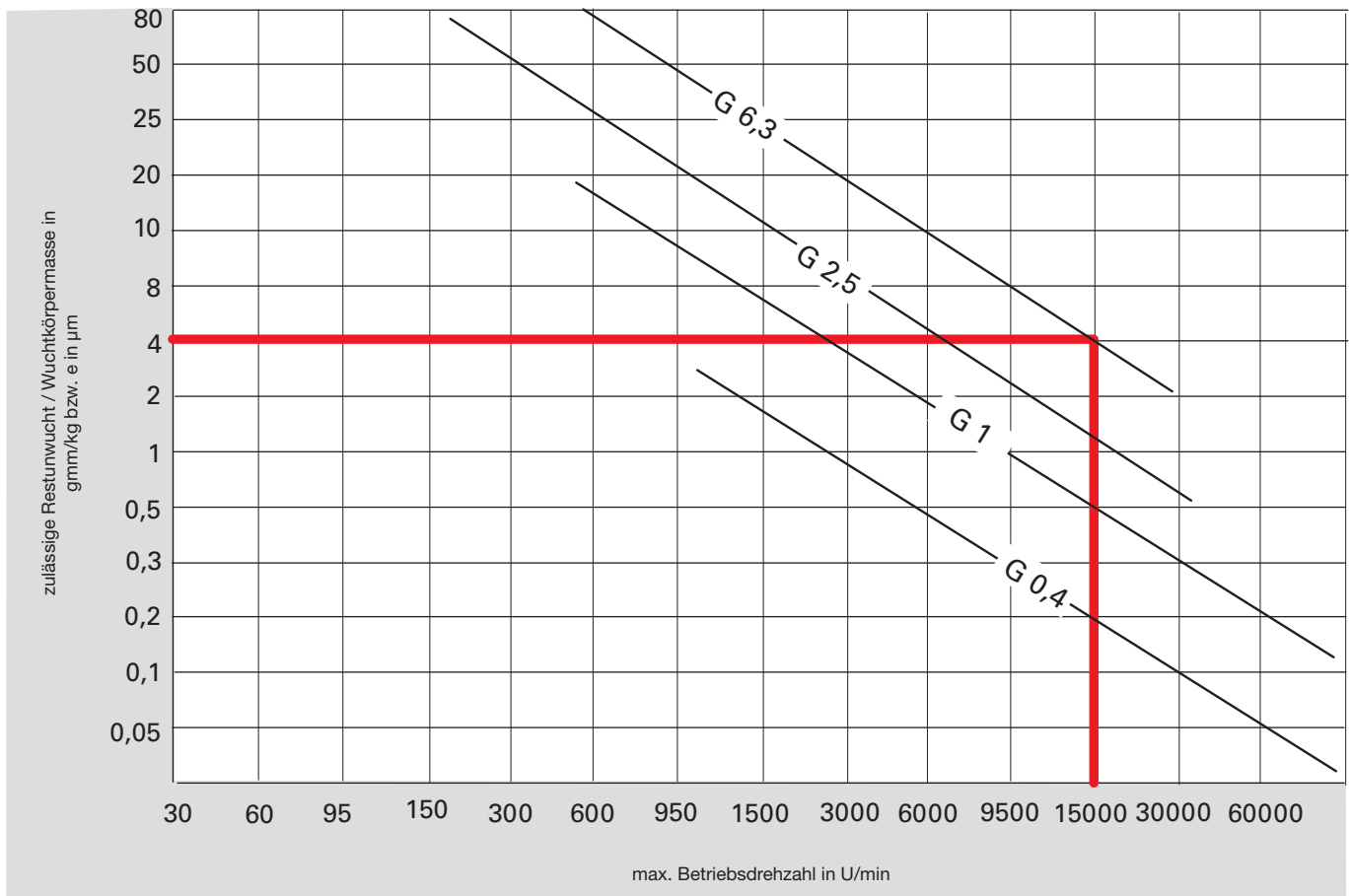
Bei doppelter Drehzahl von 30.000 U/min wären es 2 μm . Wiegt der Werkzeughalter nur noch die Hälfte, also 0,5 kg, halbiert sich auch die zulässige Auswuchttoleranz.

Ziel des Auswuchtens muss es sein, einen Kompromiss zwischen dem technisch Machbaren und dem wirtschaftlich Sinnvollen zu finden. Da die radiale Wechselgenauigkeit bei einer fabrikneuen HSK-Aufnahme bereits 2 - 3 μm und bei

einer SK-Aufnahme bereits 5 bis 10 μm betragen kann, bedeutet das bereits eine Qualitätsgrenze von G2,5 bzw. G6,3 bei 10.000 U/min.

Die nachstehende Grafik zeigt die Gütestufen nach DIN ISO 1940-1, also die zulässigen, auf die Wuchtkörpermasse bezogene Restunwuchten für verschiedene Auswuchtgüten G in Abhängigkeit von der höchsten Betriebsdrehzahl.

Unwuchteinflüsse auf Maschinenspindeln, Werkzeugaufnahmen und Werkzeuge



Stock Werkzeugaufnahmen werden auf G2,5/25.000 U/min bzw. auf G6,3/15.000 U/min gewuchtet. Bei Bedarf, insbesondere bei Vorschriften der Maschinenhersteller, können wir optional feinwuchten mit Wuchtprotokoll bis zur Restunwucht von 0,3 gmm.

Schrumpffutter und Schrumpfgeräte

Technik und Vorteile

Schrumpffutter erzielen einen optimalen Formschluss zwischen Werkzeugaufnahme und Schaftwerkzeug. Während einige Produkthanbieter handelsüblichen Einsatzstahl verwenden, verarbeiten wir einen speziellen, einsatzorientierten Werkzeugstahl. Das Ergebnis ist eine höhere Dehnrate sowie eine bessere Temperaturverträglichkeit. Ein- und Ausschumpfen sind beliebig oft möglich.

Ihre Vorteile:

- Kurze Schrumpfzeiten
- Maximale Spannkraft
- Schrumpffutter für Werkzeugschaft-Durchmesser von 3 mm bis 32 mm
- Längere Lebensdauer

Von diesen Vorteilen profitieren vor allem die Bereiche HPC-Fräsen, Schwer- und Schrumpferspannung, Bohren, Reiben und Innenschleifen sowie die Holzbearbeitung.

Überzeugende Eigenschaften:

- Exzellente Rundlaufgenauigkeit
- Extreme Spannkraft und Steifigkeit
- Verlängerte Standzeiten
- Geringste Unwucht durch Rotationssymmetrie
- Wirtschaftlichkeit

Das spannende Prinzip

Bei der Werkzeugspannung im Schrumpffutter sind einzig Erwärmen und Abkühlen des Futters die ausschlaggebenden Faktoren für den sicheren Halt des Werkzeugs in der Aufnahme. Durch Erwärmen dehnt sich das Schrumpffutter aus, sodass ein Werkzeug ein- bzw. ausgespannt werden kann. Beim Abkühlen zieht es sich wieder zusammen und spannt das eingesetzte Werkzeug mit maximaler Spannkraft. Da die Schrumpffutter durch das Erwärmen örtlich sehr heiß werden können und zudem scharfkantige Werkzeuge ein- bzw. ausgespannt werden, sollten beim Schrumpfen unbedingt Kevlar-Handschuhe zum Schutz vor Verbrennungen und Schnittverletzungen getragen werden.

Schrumpfverlängerungen: Die Leistungssteigerer

Schrumpfverlängerungen erhöhen die Leistungsbreite eines Werkzeugs und reduzieren die Werkzeug-Störkanten. Wie beim Schrumpffutter wird das Werkzeug in die Schrumpfverlängerung und dann idealerweise im Hydraulik-Dehnspannfutter eingespannt. Selbstverständlich können Schrumpfverlängerungen aber auch in Schrumpffutter eingespannt werden.

Perfektes Team: Schrumpffutter und Schrumpfgeräte

Für das Aus- und Einspannen von Werkzeugen in unsere Schrumpffutter bieten wir verschiedene Schrumpfgeräte für die spezifischen Anforderungen in Ihrer Fertigung an.



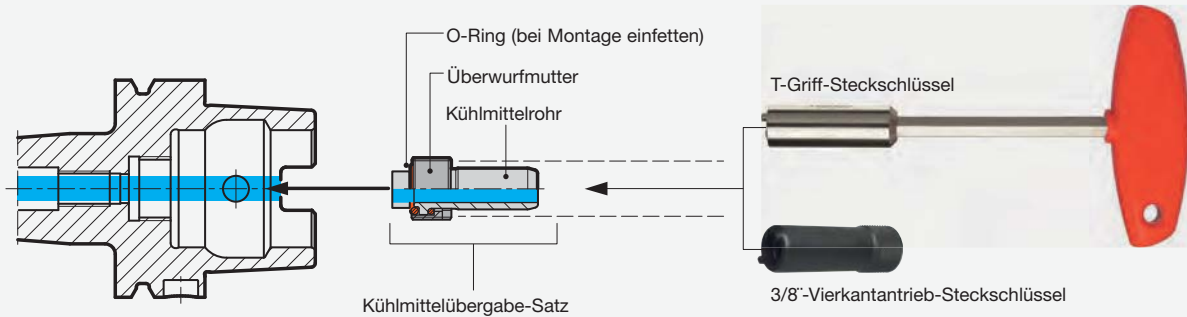
Montage Kühlmittelübergabe-Satz/MMS Kühlmittelübergabe-Einheit

1. Die HSK-Aufnahme muss sauber und frei von Spänen und Beschädigungen sein.
2. Die O-Ringe vor Montage einfetten.
3. Den Kühlmittelübergabe-Satz vollständig (Kühlmittelrohr, Überwurfmutter und 2 O-Ringe) mit Hilfe des Steckschlüssels zentrisch in den HSK einführen.
Beim Einführen der MMS-Kühlmittelübergabe-Einheit unbedingt darauf achten, dass das MMS-Röhrchen zentrisch und ohne Beschädigung in die MMS-Längeneinstellschraube eingeführt wird (nicht abknicken).
4. Den Kühlmittelübergabe-Satz/die Kühlmittelübergabe-Einheit einschrauben und fest anziehen (Drehmoment s. Tabelle rechts)
5. Das Kühlmittelrohr auf radiale Beweglichkeit prüfen.

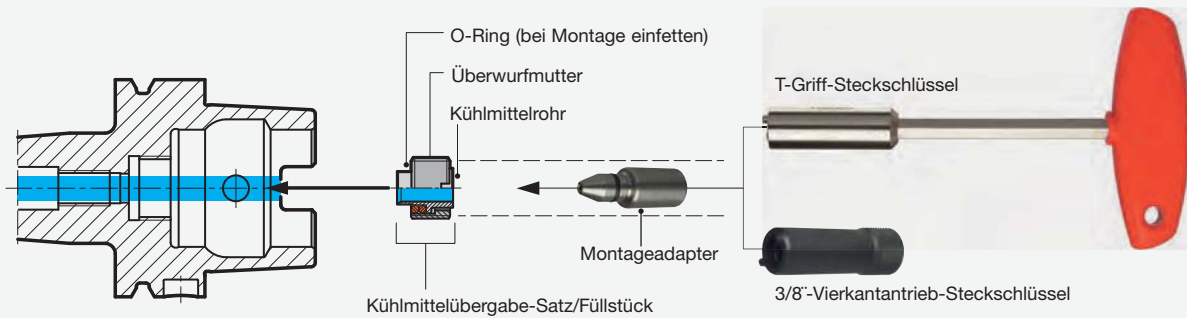
Drehmoment

für HSK	MA Nm
32	7
40	11
50	15
63	20
80	25
100	30

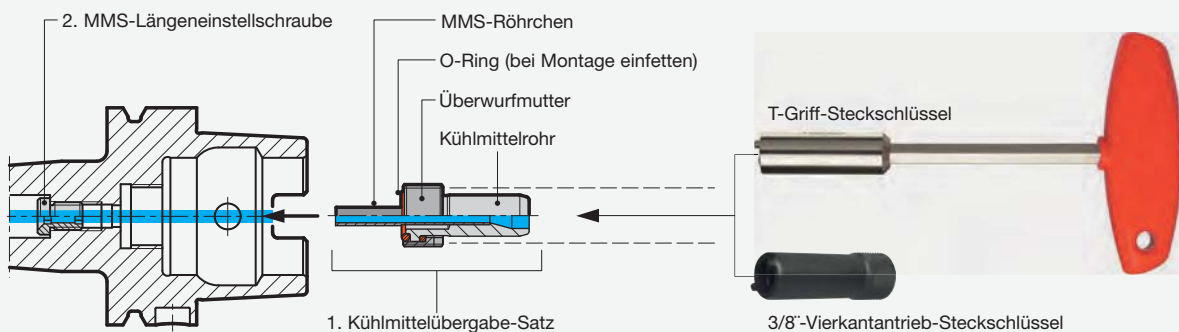
Montage MMS-Kühlmittelübergabe-Satz



Montage MMS-Kühlmittelübergabe-Satz Füllstück



Montage MMS-Kühlmittelübergabe-Satz



Bedienungshinweise für Hydraulik-Dehnspannfutter

Technik und Vorteile

Spannen genormter Werkzeugschäfte nach DIN 6535 im Hydraulik-Dehnspannfutter

Werkzeugschäfte für
Direkteinspannung
Rundlauf $\leq 0,003$ mm

Form HA $\varnothing 6 \dots 20$ mm



Form HA $\varnothing 25 \dots 32$ mm

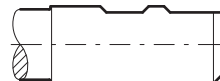


Form HB $\varnothing 6 \dots 20$ mm

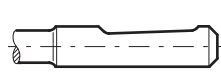


Werkzeugschäfte für Spannung
mit Hilfe von Reduzierbuchsen
Rundlauf $\leq 0,005$ mm

Form HB $\varnothing 25 \dots 32$ mm



Form HE $\varnothing 6 \dots 20$ mm



Form HE $\varnothing 25 \dots 32$ mm



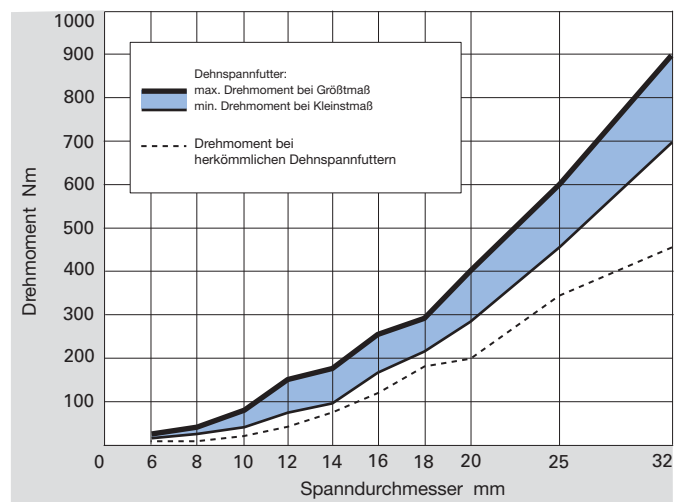
Allgemeine Hinweise:

Unsere Hydraulik-Dehnspannfutter dürfen nicht mit motorisch angetriebenen Werkzeugen betätigt werden (Impulsschrauber oder Ähnliches). Der Sechskantschlüssel sollte (über die ganze Länge) die Schlüsselweite nicht überschreiten, dadurch wird eine zu hohe Drehmomentübertragung weitgehend verhindert. Wir empfehlen die gängigen Sechskant-Spannschlüssel. Ein Anzugsmoment von 10 Nm sollte nicht überschritten werden.

Hydraulik-Dehnspannfutter eignen sich zum Spannen von rotationssymmetrischen Werkzeugen oder Werkstücken. Bei Schaftwerkzeugen können sowohl glatte, zylindrische Schäfte bis $\varnothing 32$ mm als auch Schäfte nach DIN 6535 Form HA und HB bis $\varnothing 20$ mm direkt gespannt werden. Bei Gebrauch dürfen die Werte der Tabelle nicht überschritten werden. Bei Nichteinhaltung der Mindest-Einspanntiefe oder Verwendung anderer als der genannten Schäfte droht Genauigkeits- und Spannkraftverlust!

Vor allem die hohen Drehzahlen beim High-Speed-Cutting stellen spezielle Anforderungen an die Werkzeugaufnahme. Der Werkzeugspannung im Dehnspannfutter kommt dabei eine besondere Bedeutung zu. Deshalb haben wir ein Dehnspannfutter entwickelt, das mit einem höheren Drehmoment sicher und kraftvoll spannt, also für einen besonders guten Halt des Werkzeugs in der Aufnahme sorgt.

Zusammen mit dem exakten Rundlauf (Rundlauffehler max. $3 \mu\text{m}$), dem sehr schnellen und einfachen Werkzeug-Wechsel sowie der vibrationsdämpfenden Wirkung der Dehnspannkammer zeigt sich das neue Dehnspannfutter auch anspruchsvollsten Bearbeitungsaufgaben gewachsen. Resultate sind optimale Werkzeug-Standzeiten und beste Oberflächengüte bzw. Maßhaltigkeit am Werkstück.



Deutlich höher:
Die Spannkraft des neuen Stock Dehnspannfutters HSK-A gegenüber herkömmlichen Dehnspannfuttern.

Hydraulik-Dehnspannfutter

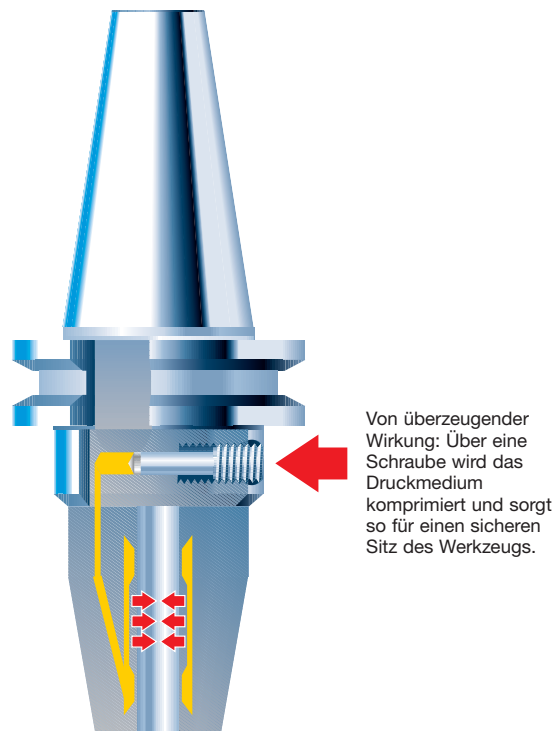
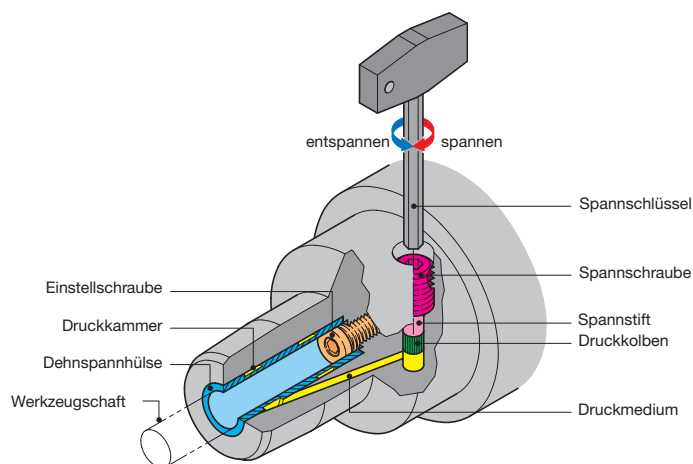
Technik und Vorteile

Moderne Zerspanungsprozesse stellen besondere Anforderungen an die Werkzeugaufnahme. Hydraulik-Dehnspannfutter bieten deshalb guten Halt, verbunden mit einem exakten Rundlauf. Zudem ermöglichen sie einen leichten und schnellen Werkzeugwechsel, wozu ein spezieller Ausziehschlüssel entscheidend beiträgt.

Durch Drehen der Druckschraube entsteht in der Druckkammer ein ausreichend hoher Druck, der zur elastischen Verformung der Dehnspannhülse führt, wodurch das Werkzeug kraftvoll gespannt wird - und das bei exaktem Rundlauf. Dies sorgt für einen sicheren und kraftschlüssigen Sitz. Werden Reduzierbuchsen, die unterschiedliche Werkzeugdrehmesser aufnehmen können, benutzt, dann lässt sich der Werkzeugeinsatz beliebig erweitern. Wird jedoch auf sie verzichtet, muss unbedingt die minimale Einspanntiefe beachtet werden!

Die Vorteile im Überblick:

- Präzise Werkzeugspannung bei maximal 3 µm Rundlauffehler
- Übertragung hoher Drehmomente durch optimiertes Dehnhülensystem (hohe Spannung)
- Hochgeschwindigkeitstauglich (keine Fliehkräfte durch Spannsegmente)
- Exakter Rundlauf, dadurch hervorragende Oberflächengüte und Maßhaltigkeit am Werkstück
- Rascher Werkzeugwechsel mittels leicht betätigbarer Spannschraube
- Optimale Werkzeugstandzeiten
- Vibrationsdämpfende Wirkung durch Hydro-Polster



für Schaft-Ø in mm	max. Drehzahl in 1/min	zul. übertragbares Drehmoment in Nm	Mindest- Einspanntiefe in mm	max. Verstell- weg l ₃ mm	zul. rad. Kraft F auf Futter bei 50 mm Auskraglänge in N	Betriebs- temperatur in °C	max. Kühl- mitteldruck in bar
6 h ₆	50 000	16	27	10	225	20 - 50	80
8 h ₆	50 000	26	27	10	370	20 - 50	80
10 h ₆	50 000	50	31	10	540	20 - 50	80
12 h ₆	50 000	82	36	10	650	20 - 50	80
14 h ₆	50 000	125	36	10	900	20 - 50	80
16 h ₆	50 000	190	39	10	1410	20 - 50	80
18 h ₆	50 000	275	39	10	1580	20 - 50	80
20 h ₆	50 000	310	41	10	1860	20 - 50	80
25 h ₆	25 000	520	47	10	4400	20 - 50	80
32 h ₆	25 000	770	51	10	6500	20 - 50	80

Internationaler Werkstoffvergleich

Mat.-Nr.	Deutschland	Groß-britannien		Japan	USA
	DIN	BS	EN	JIS	AISI/SAE/ASTM
1.0711	9 S 20	220 M 07	-	SUM 21	1212
1.0715	9 SMn 28	230 M 07	-	SUM 22	1213
1.0718	9 SMnPb 28	-	-	SUM 22 L	12 L 13
1.0721	10 S 20	210 M 15	-	-	1108
1.0722	10 SPb 20	-	-	-	11 L 08
1.0723	15 S 20	210 A 15	-	SUM 32	-
1.0736	9 SMn 36	240 M 07	1B	-	1215
1.0737	9 SMnPb 36	-	-	-	12 L 14
1.0726	35 S 20	212 M 36	8M	-	1140
1.0727	45 S 20	212 M 44	-	-	1146
1.0728	60 S 20	-	-	-	-
1.0037	St 37-2	-	-	STKM 12 C	-
1.0044	St 44-2	4360-43 B	-	SM 41 B	A 570 Gr. 40
1.0116	St 37-3	4360-40 C	-	-	A 573 Gr. 58
1.0144	St 44-3	4360-43 C	-	SM 41 C	A 573 Gr. 70
1.0050	St 50-2	4360-50 B	-	SS 50	A 570 Gr. 50
1.0570	St 52-3	4360-50 B	-	SM 50 YA	-
1.0060	St 60-2	4360-SSE; SS	-	SM 58	-
1.5415	15 Mo 3	1501-240	-	-	A 204 Gr. A
1.5423	16 Mo 5	1503-245-420	-	-	4520
1.5622	14 Ni 6	-	-	-	A 350-LF 5
1.5680	12 Ni 19	-	-	-	2515
1.7335	13 CrMo 4 4	1501-620 Gr.	-	-	A 182-F11; F12
1.7337	16 CrMo 4 4	1501-620 Gr.	-	-	A 387 Gr. 12 C
1.7380	10 CrMo 9 10	1501-622 Gr.	-	-	A 182-F22
1.7709	21 CrMoV 5 7	-	-	-	-
1.7715	14 MoV 6 3	1503-660-440	-	-	-
1.7735	14 CrMoV 6 9	-	-	-	-
1.0904	55 Si 7	250 A 53	45	-	9255
1.0961	60 SiCr 7	-	-	SUP 7	9262
1.1231	CK 67	060 A 67	-	-	1070
1.1248	CK 75	060 A 78	-	-	1078; 1080
1.1274	CK 101	060 A 96	-	SUP 4	1095
1.7103	67 SiCr 5	-	-	-	-
1.7176	55 Cr 3	527 A 60	48	SUP 9 (A)	5155
1.8159	50 CrV 4	735 A 50	47	SUP 10	6150
1.0301	C 10	045 M 10	-	S 10 C	1010
1.0401	C 15	080 M 15	-	-	1015
1.1121	CK 10	045 M 10	-	S 10 C; S 9 CK	1010
1.1141	CK 15	080 M 15	32C	S 15 C; S 15 CK	1015
1.7012	13 Cr 2	-	-	-	-
1.7015	15 Cr 3	523 M 15	-	SCR 415 (H)	5015
1.5732	14 NiCr 10	-	-	SNC 415 (H)	3415
1.5752	14 NiCr 14	655 M 13	36A	SNC 815 (H)	3310; 9314
1.5860	14 NiCr 18	-	-	-	-
1.5919	15 CrNi 6	S 107	-	-	-
1.5920	18 NiCr 8	-	-	-	-
1.6523	21 NiCrMo 2	805 M 20	362	SNCM 220 (H)	8620
1.6587	17 CrNiMo 6	820 A 16	-	-	-
1.7131	16 MnCr 5	527 M 17	-	SCR 415	5115
1.7139	16 MnCrS 5	-	-	-	-
1.7147	20 MnCr 5	-	-	SMnC 420 (H)	5120
1.7149	20 MnCrS 5	-	-	-	-
1.7262	15 CrMo 5	-	-	SCM 415 (H)	-
1.7264	20 CrMo 5	-	-	SCM 421	-
1.7271	23 CrMoB 3 3	-	-	-	-
1.7311	20 CrMo 2	-	-	-	-
1.7321	20 MoCr 4	-	-	-	-
1.7323	20 MoCrS 4	-	-	-	-
1.7325	25 MoCr 4	-	-	-	-
1.7326	25 MoCrS 4	-	-	-	-
1.8504	34 CrAl 6	-	-	-	-
1.8506	34 CrAlS 5	-	-	-	-
1.8507	34 CrAlMo 5	905 M 31	-	-	A 355 Cl. D
1.0038	RSt37-2	4360 40C	1A	STKM 12A;C	A570.36

Internationaler Werkstoffvergleich

Deutschland		Groß- britannien		Japan	USA
Mat.-Nr.	DIN	BS	EN	JIS	AISI/SAE/ASTM
1.0402	C22	050 A 20	2C	-	1020
1.5026	55 Si 7	250 A 53	-	-	9255
1.8509	41 CrAlMo 7	905 M 39	41B	SACM 645	A 355 Cl. A
1.8515	31 CrMo 12	722 M 24	-	-	-
1.8519	31 CrMoV 9	-	-	-	-
1.8521	15 CrMoV 5 9	-	-	-	-
1.8523	39 CrMoV 13 9	897 M 39	40C	-	-
1.8550	34 CrAlNi 7	-	-	-	-
1.0402	C 22	050 A 20	2D	-	1020
1.0406	C 25	070 M 26	-	-	1025
1.0501	C 35	060 A 35	-	-	1035
1.0503	C 45	080 M 46	-	-	1045
1.0511	C 40	-	-	-	1040
1.0528	C 30	-	-	-	-
1.1151	Ck 22	050 A 20	-	S 20 C; S 20 CK	1023
1.1158	Ck 25	070 M 26	-	S 25 C	1025
1.1178	Ck 30	-	-	-	-
1.1181	Ck 35	080 M 36	-	S 35 C	1035
1.1186	Ck 40	080 M 40	-	S 40 C	1040
1.1191	Ck 45	080 M 46	-	S 45 C	1045
1.0535	C 55	070 M 55	-	-	1055
1.0540	C 50	-	-	-	-
1.0601	C 60	080 A 62	43D	-	1060
1.1203	Ck 55	070 M 55	-	S 55 C	1055
1.1206	Ck 50	080 M 50	-	-	1050
1.1221	Ck 60	080 A 62	43D	S 58 C	1060
1.1133	20 Mn 5	120 M 19	-	-	1022; 1518
1.3505	100 Cr 6	534 A 99	31	SUJ 2	52100
1.5120	38 MnSi 4	-	-	-	-
1.5121	46 MnSi 4	-	-	-	-
1.5141	53 MnSi 4	-	-	-	-
1.5710	36 NiCr 6	640 A 35	111A	SNC 236	3135
1.6546	40 NiCrMo	311-Type7	-	SNM 240	8740
1.6565	40 NiCrMo	311-Type6	-	SNM 439	4340
1.7003	38 Cr 2	-	-	-	-
1.7006	46 Cr 2	-	-	-	5045
1.7020	32 Cr 2	-	-	-	-
1.7030	28 Cr 4	530 A 30	-	-	5130
1.7033	34 Cr 4	530 A 32	18B	SCr 430 (H)	5132
1.7218	25 CrMo 4	1717 CDS 110	-	SCM 420; SCM	4130
1.7220	34 CrMo 4	708 A 37	19B	SCM 432; SCCrM	4135; 4137
1.7223	41 CrMo 4	708 M 40	19A	SCM 440	4142; 4140
1.7225	42 CrMo 4	708 M 40	19A	SCM 440	4142; 4140
1.7228	50 CrMo 4	708 A 47	-	SCM 445 (H)	4150
1.1157	40 Mn 4	150 M 36	15	-	1039
1.1165	30 Mn 5	120 M 36	-	SMn 433 H; SCMn	1330
1.1167	36 Mn 5	150 M 36	-	SMn 438 H; SCMn	1335
1.1170	28 Mn 5	150 M 28	14A	SCMn 1	1330
1.3561	44 Cr 2	-	-	-	-
1.3563	43 CrMo 4	-	-	-	-
1.3565	48 CrMo 4	817 M 40	-	SNC 836	-
1.5120	38 MnSi 4	-	-	-	-
1.5121	46 MnSi 4	-	-	-	-
1.5122	37 MnSi 4	-	-	-	-
1.5131	50 MnSi4	-	-	-	-
1.5141	53 MnSi 4	-	-	-	-
1.5223	42 MnV 7	-	-	-	-
1.5710	36 NiCr 6	640 A 35	111A	SNC 236	3135
1.5736	36 NiCr 10	-	-	SNC 631 (H)	3435
1.5755	31 NiCr 14	653 M 31	-	SNC 836	-
1.6511	36 CrNiMo	816 M 40	110	SNC 836	9840
1.6513	28 NiCrMo	-	-	-	-
1.7003	38 Cr 2	-	-	-	-
1.7006	46 Cr 2	-	-	-	5045
1.7030	28 Cr 4	530 A 30	-	-	5130

Internationaler Werkstoffvergleich

Deutschland		Groß- britannien		Japan	USA
Mat.-Nr.	DIN	BS	EN	JIS	AISI/SAE/ASTM
1.7033	34 Cr 4	530 A 32	18B	SCr 430 (H)	5132
1.7034	37 Cr 4	530 A 36	-	SCr 435 (H)	5135
1.7035	41 Cr 4	530 M 40	18	SCr 440 (H)	5140
1.7218	25 CrMo 4	1717 CDS 110	-	SCM 420; SCM 430	4130
1.7220	34 CrMo 4	708 A 37	19B	SCM 432; SCCrM 3	4135; 4137
1.7223	41 CrMo 4	708 M 40	19A	SCM 440	4142; 4140
1.7225	42 CrMo 4	708 M 40	19A	SCM 440	4142; 4140
1.7228	50 CrMo 4	708 A 47	-	SCM 445 (H)	4150
1.7561	42 CrV 6	-	-	-	-
1.7735	14 CrMoV 6 9	-	-	-	-
1.8159	50 CrV 4	735 A 50	47	SUP 10	6150
1.3563	43 CrMo 4	-	-	-	-
1.3565	48 CrMo 4	817 M 40	-	SNC 836	-
1.5120	38 MnSi 4	-	-	-	-
1.5121	46 MnSi 4	-	-	-	-
1.5122	37 MnSi 4	-	-	-	-
1.5223	42 MnV 7	-	-	-	-
1.5710	36 NiCr 6	640 A 35	111A	SNC 236	3135
1.5736	36 NiCr 10	-	-	SNC 631 (H)	3435
1.5864	35 NiCr 18	-	-	-	-
1.6511	36 CrNiMo 4	816 M 40	110	SNC 836	9840
1.6580	30 CrNiMo 8	823 M 30	-	SNCM 431	-
1.6582	34 CrNiMo 6	817 M 40	24	SNCM 447	4340
1.7033	34 Cr 4	530 A 32	18B	SCr 430 (H)	5132
1.7034	37 Cr 4	530 A 36	-	SCr 435 (H)	5135
1.7035	41 Cr 4	530 M 40	18	-	5140
1.7045	42 Cr 4	530 A 40	-	2245	5140
1.7218	25 CrMo 4	1717 CDS 110	-	2225	4130
1.7220	34 CrMo 4	708 A 37	19B	2234	4135; 4137
1.7223	41 CrMo 4	708 M 40	19A	2244	4142; 4140
1.7225	42 CrMo 4	708 M 40	19A	2244	4142; 4140
1.7228	50 CrMo 4	708 A 47	-	-	4150
1.7361	32 CrMo 12	722 M 24	40B	2240	-
1.7561	42 CrV 6	-	-	-	-
1.7707	30 CrMoV 9	-	-	-	-
1.7735	14 CrMoV 6 9	-	-	-	-
1.8159	50 CrV 4	735 A 50	47	2230	6150
1.8161	58 CrV 4	-	-	-	-
1.1520	C 70 W1	-	-	-	-
1.1525	C 80 W1	-	-	-	W 108
1.1545	C 105 W1	-	-	-	W 110
1.1620	C 70 W2	-	-	-	-
1.1625	C 80 W2	BW 1B	-	-	W 1
1.1645	C105 W2	-	-	-	-
1.1654	C 110 W	-	-	-	-
1.1663	C 125 W	-	-	-	W 112
1.1673	C 135 W	-	-	-	-
1.1730	C 45 W	-	-	-	-
1.1740	C 60 W	-	-	-	-
1.1744	C 67 W	-	-	-	-
1.1750	C 75 W	BW 1A	-	-	W 1
1.1820	C 55 W	-	-	-	-
1.1830	C 85 W	-	-	-	-
1.2067	100 Cr 6	BL 3	-	-	L 3
1.2101	62 SiMnCr 4	-	-	-	-
1.2103	58 SiCr 8	-	-	-	-
1.2108	90 CrSi 5	-	-	-	-
1.2162	21 MnCr 5	-	-	-	-
1.2210	115 CRV 3	-	-	-	L 2
1.2330	35 CrMo 4	708 A 37	-	2234	4135
1.2332	47 CrMo 4	709 M 40	-	2244	4142
1.2419	105 WCr 6	-	-	-	-
1.2510	100 MnCrW 4	BO 1	-	2140	O 1
1.2516	120 W 4	BF 1	-	-	-
1.2542	45 WCrV 7	BS 1	-	2710	S 1

Internationaler Werkstoffvergleich

Deutschland		Groß-britannien		Japan	USA
Mat.-Nr.	DIN	BS	EN	JIS	AISI/SAE/ASTM
1.2550	60 WCrV 7	-	-	-	-
1.2721	50 NiCr 13	-	-	-	-
1.2735	15 NiCr 14	-	-	SNC 22	-
1.2762	75 CrMoNiW 6 7	-	-	-	-
1.2826	60 MnSiCr 4	-	-	-	-
1.2833	100 V 1	BW 2	-	SKS 43	W 210
1.2842	90 MnCrV 8	BO 2	-	-	O 2
1.2080	X 210 Cr 12	BD 3	-	SKD 1	D 3
1.2341	X 6 CrMo 4	-	-	-	-
1.2363	X 100 CrMoV 5 1	BA 2	-	SKD 12	A 2
1.2379	X 155 CrVMo12 1	BD 2	-	SKD 11	D 2
1.2436	X 210 CrW 12	-	-	SKD 2	-
1.2601	X 165 CrMoV 12	-	-	-	-
1.2311	40 CrMnMo 7	-	-	-	-
1.2312	40 CrMnMoS 8 6	-	-	-	-
1.2711	54 NiCrMoV 6	-	-	-	-
1.2713	55 NiCrMoV 6	-	-	SKT 4	L 6
1.2738	40 CrMnNiMo 8	-	-	-	-
1.2744	57 NiCrMoV 77	-	-	-	-
1.2764	X 19 NiCrMo 4	-	-	-	-
1.2767	X 45 NiCrMo 4	-	-	-	-
1.2083	X 42 Cr 13	-	-	SUS 420 J 2	-
1.2343	X 38 CrMoV 5 1	BH 11	-	SKD 6	H 11
1.2344	X 40 CrMoV 5 1	BH 13	-	SKD 61	H 13
1.2365	X 32 CrMoV 3 3	BH 10	-	SKD 7	H 10
1.2567	X 30 WCrV 5 3	-	-	SKD 4	-
1.2581	X 30 WCrV 9 3	BH 21	-	SKD 5	H 21
1.2885	X 32 CrMoV 3 3 3	-	-	-	-
1.2316	X 36 CrMo 17	-	-	-	-
1.0420	GS-38	-	-	-	-
1.1118	GS-24 Mn 6	-	-	-	-
1.1120	GS-20 Mn 5	-	-	-	-
1.5419	GS-22 Mo 4	-	-	-	-
1.5633	GS-24 Ni 8	-	-	-	-
1.5681	GS-10 Ni 19	-	-	-	-
1.6309	GS-20 Mn MoNi 5 5	-	-	-	-
1.6582	GS-34 CrNiMo 6	-	24	-	-
1.6748	GS-40 NiCrMo 6 5 6	-	-	-	-
1.4311	X 2 CrNiN 18 10	304 S 62	-	SUS 304 LN	304 LN
1.4401	X 5 CrNiMo 18 10	316 S 16	58J	SUS 316	316
1.4404	X 2 CrNiMo 17 13 2	316 S 11	-	SUS 316 L	316 L
1.4406	X 2 CrNiMoN 17 12 2	316 S 61	58C	SUS 316 LN	316 LN
1.4429	X 2 CrNiMoN 17 13 3	316 S 62	-	SUS 316 LN	316 LN
1.4435	X 2 CrNiMo 18 14 3	317 S 12	-	SCS 16; SUS 316	316 L
1.4436	X 5 CrNiMo 17 13 3	316 S 16	-	SUS 316	316
1.4438	X 2 CrNiMo 18 16 4	317 S 12	-	SUS 317 L	317 L
1.4460	X 8 CrNiMo 27 5	-	-	SUS 329 J 1	329
1.4462	X 2 CrNiMoN 22 5	-	-	-	-
1.4541	X 6 CrNiTi 18 10	321 S 12	58B	SUS 321	321
1.4542	X 5 CrNiCuNb 17 14	-	-	SCS 124; SUS 630	630
1.4546	X 5 CrNiNb 18 10	347 S 18	-	-	348
1.4550	X 6 CrNiNb 18 10	347 S 17	58F	SUS 347	347
1.4571	X 6 CrNiMoTi 17 12 2	320 S 31	58J	-	316 Ti
1.4580	X 6 CrNiMoNb 17 12 2	318 S 17	-	-	316 Nb
1.4301	X 5 CrNi 18 9	304 S 15	58E	SUS 304	304; 304 H
1.4303	X 5 CrNi 18 12	305 S 19	-	SUS 305	308; 305
1.4305	X 10 CrNiS 18 9	303 S 21	58M	SUS 303	303
1.4306	X 2 CrNi 19 11	304 S 12	-	SCS 19	304 L
1.4310	X 12 CrNi 17 7	301 S 21	-	SUS 301	301
1.4350	X 5 CrNi18 9	304 S 31	58E	SUS 302	304
1.4573	X 10 CrNiMoTi 18 12	320 S 33	-	-	316 Ti
1.4583	X 10 CrNiMoNb 18 12	-	-	-	318
1.4000	X 6 Cr 13	403 S 17	-	SUS 403	403
1.4002	X 6 CrAl 13	405 S 17	-	SUS 405	405
1.4016	X 6 Cr 17	430 S 15	960	SUS 430	430

Internationaler Werkstoffvergleich

Deutschland		Groß- britannien		Japan	USA
Mat.-Nr.	DIN	BS	EN	JIS	AISI/SAE/ASTM
1.4113	X 6 CrMo 17	434 S 17	-	SUS 434	434
1.4313	X 5 CrNi 13 4	425 C 11	-	SCS 5	CA 6-NM
1.4510	X 6 CrTi 17	-	-	SUS 430 LX	XM 8; 430 Ti
1.4512	X 5 CrTi 12	409 S 19	-	SUH 409	409
1.4005	X 12 CrS 13	416 S 21	-	SUS 416	416
1.4006	X 10 Cr 13	410 S 21	56A	SUS 410	410; CA-15
1.4021	X 20 Cr 13	420 S 37	-	SUS 420 J 1	420
1.4028	X 30 Cr 13	420 S 45	-	SUS 420 J 2	-
1.4031	X 38 Cr 13	-	-	SUS 420 J 2	-
1.4034	X 46Cr 13	420 S 45	56D	SUS 420 J 2	-
1.4057	X 20 CrNi 17 2	431 S 29	57	SUS 431	431
1.4104	X 12 CrMoS 17	-	-	SUS 430 F	430 F
1.4125	X 105 CrMo 17	-	-	SUS 440 C	440 C
1.4742	X 10 CrAl 18	430 S 15	60	SUS 430; SUH	430
1.4747	X 80 CrNiSi 20	443 S 65	59	SUH 4	HNV 6
1.4762	X 10 CrAl 24	-	-	-	446
1.4876	X 10 NiCrAlTi 33	NA 15 (H)	-	NCF 800	B 163
0.6010	GG-10	-	-	FC 10	A48-20 B
0.6015	GG-15	Grade 150	-	FC 15	A48-25 B
0.6020	GG-20	Grade 220	-	FC 20	A48-30 B
0.6025	GG-25	Grade 260	-	FC 25	A48-40 B
0.6030	GG-30	Grade 300	-	FC 30	A48-45 B
0.6035	GG-35	Grade 350	-	FC 35	A48-50 B
0.6040	GG-40	Grade 400	-	-	A48-60 B
0.6655	GGL-NiCuCr 15 6	L-NUC 15 6 2	-	-	A-436 Type 1
0.7040	GGG-40	SNG 420/12	-	FCD 40	60-40-18
0.7050	GGG-50	SNG 500/7	-	FCD 50	65-45-12
0.7060	GGG-60	SNG 600/3	-	FCD 60	80-55-06
0.7070	GGG-70	SNG 700/2	-	FCD 70	100-70-03
0.7080	GGG-80	SNG 800/2	-	-	120-90-02
0.7660	GGG-NiCr 20 2	S-NiCr 20 2	-	-	A 439 Type D-2
0.7661	GGG-NiCr 20 3	S-NiCr 20 3	-	-	A 439 Type D-2B
0.7670	GGG-Ni 22	S-Ni 22	-	-	A 439 Type D-2C
0.7673	GGG-NiMn 23 4	S-NiMn 23 4	-	-	A 439 Type D-2M
0.7676	GGG-NiCr 30 3	S-NiCr 30 3	-	-	A 439 Type D-3
0.7677	GGG-NiCr 30 1	S-NiCr 30 1	-	-	A 439 Type D-3A
0.7680	GGG-NiSiCr 30 5	S-NiSiCr 30 5 5	-	-	A 439 Type D-4
0.7683	GGG-Ni 35	S-Ni 35	-	-	A 439 Type D-5
0.7685	GGG-NiCr 35 3	S-NiCr 35 3	-	-	A 439 Type D-5B
0.8135	GTS-35	B340/12	-	-	32510
0.8145	GTS-45	P440/7	-	-	40010
0.8155	GTS-55	P510/4	-	-	50005
0.8165	GTS-65	P570/3	-	-	70003
0.8170	GTS-70	P690/2	-	-	90001
0.8035	GTW-35	W340/3	-	-	-
3.0225	Al99.5	1B	-	A1x1	-
3.0305	Al99.9	-	-	-	-
3.0505	AlMn0.5Mg0.5	N31	-	-	-
3.0515	AlMn1	N3	-	144054	-
3.0525	AlMn1Mg0.5	-	-	-	-
3.3315	AlMg1	N41	-	A2x8	-
3.3535	AlMg3	N5	-	-	-
3.1325	AlCuMg1	H14	-	-	-
3.1355	AlCuMg2	2L97	-	A3x4	-
3.2315	AlMgSi1	H30	-	-	-
3.3206	AlMgSi0.5	H9	-	A2x5	-
3.3211	AlMg1SiCu	-	-	-	-
3.4345	AlZnMgCu0.5	L86	-	-	7050
3.4365	AlZnMgCu1.5	L87	-	-	7175
-	Al1Mg1SiCrTi	-	-	-	6011
-	Al0.3Cu1Mg0.6SiCr	-	-	-	6061
-	Al1Cu1.1Mg1.4Si0.8Mn	-	-	-	6066
3.2134	G-AlSi5Cu1Mg	-	-	-	-
3.3241	G-AlMg3Si	-	-	-	-
3.3292	GD-AlMg9	-	-	-	-

Internationaler Werkstoffvergleich

Deutschland		Groß-britannien		Japan	USA
Mat.-Nr.	DIN	BS	EN	JIS	AISI/SAE/ASTM
3.3541	GD-AlMg3	-	-	-	-
3.2161	G-AISI8Cu3	-	-	-	-
3.2373	G-AISI9Mg	-	-	-	-
3.2381	G-AISI10Mg	LM9	-	-	-
3.2383	G-AISI10Mg(Cu)	LM 9	-	-	A 360.2
3.2581	G-AISI12	LM 6	-	-	A 413.2
2.2583	G-AISI12(Cu)	LM 20	-	-	A 413.1
2.0240	CuZn15	CZ 102	-	-	C23000
2.0265	CuZn30	CZ 106	-	-	C26000
2.0321	CuZn37	CZ 108	-	-	C27200
2.0335	CuZn36	-	-	-	-
2.0360	CuZn40	-	-	-	-
2.0401	CuZn39Pb3	-	-	-	-
2.1016	CuSn4	-	-	-	-
2.1030	CuSn8	-	-	-	-
-	-	-	-	-	-
-	-	-	-	-	-
2.0975	G-CuAl10Ni	-	-	-	-
2.1096.01	G-CuSn5ZnPb	-	-	-	-
2.1090.01	G-CuSn7ZnPb	-	-	-	-
2.1086.01	G-CuSn10Zn	-	-	-	-
2.4360	NiCu30Fe	NA 13	-	-	Monel 400
2.4375	NiCu30Al	NA 18	-	-	Monel K-500
2.4685	G-NiMo28	-	-	-	Hastelloy B
2.4610	NiMo16Cr16Ti	-	-	-	Hastelloy C-4
2.4810	G-NiMo30	-	-	-	Hastelloy C
2.4630, 2.4951	NiCr20Ti	HR 5	-	-	Nimonic 75
2.4631	NiCr20TiAl	HR 401; 601	-	NCF 80 A	Nimonic 80 A
2.4632	NiCr20Co18Ti	-	-	-	Nimonic 90
2.4634	NiCo20Cr15MoAlTi	-	-	-	Nimonic 105
2.4662	NiCr13Mo6Ti3	-	-	-	Nimonic 901
2.4670	-	-	-	-	Nimocast 713
2.4674	-	-	-	-	Nimocast PK 24
2.6554	-	-	-	-	Waspaloy
Hardox 400	-	-	-	-	Hardox 400
Hardox 500	-	-	-	-	Hardox 500
2.4856	NiCr22Mo9Nb	NA 21	-	-	Inconel 625
2.4668	NiCr19FeNbMo	-	-	-	Inconel 718
3.7024	Ti99.5	TA 6	-	-	-
3.7064	Ti99.2	TA 7	-	-	R50400
Ti99.9	Ti99.9	TA 9	-	-	R50700
3.7112	Ti5Al2.5Sn	TA 14/17	-	-	R54520
3.7165	TiAl6V4	TA 28	-	-	R56400
1.4718	X 45 CrSi 9 3	401 S 45	52	SUH 1	HNV 3
1.4828	X 15 CrNiSi 20 12	309 S 24	-	SUH 309	309
1.4841	X 15 CrNiSi 25 20	-	-	SUH 310	314; 310
1.4845	X 12 CrNi 25 21	310 S 24	-	SUH 310; SUS 310 S	310 S
1.4864	X 12 NiCrSi 36 16	NA 17	-	SUH 330	330
1.4871	X 53 CrMnNiN 21 9	349 S 54	-	SUH 35; SUH 36	EV 8
1.4878	X 12 CrNiTi 18 9	321 S 20	-	SUS 321	321

Fräsergrundlagen

Härtevergleich

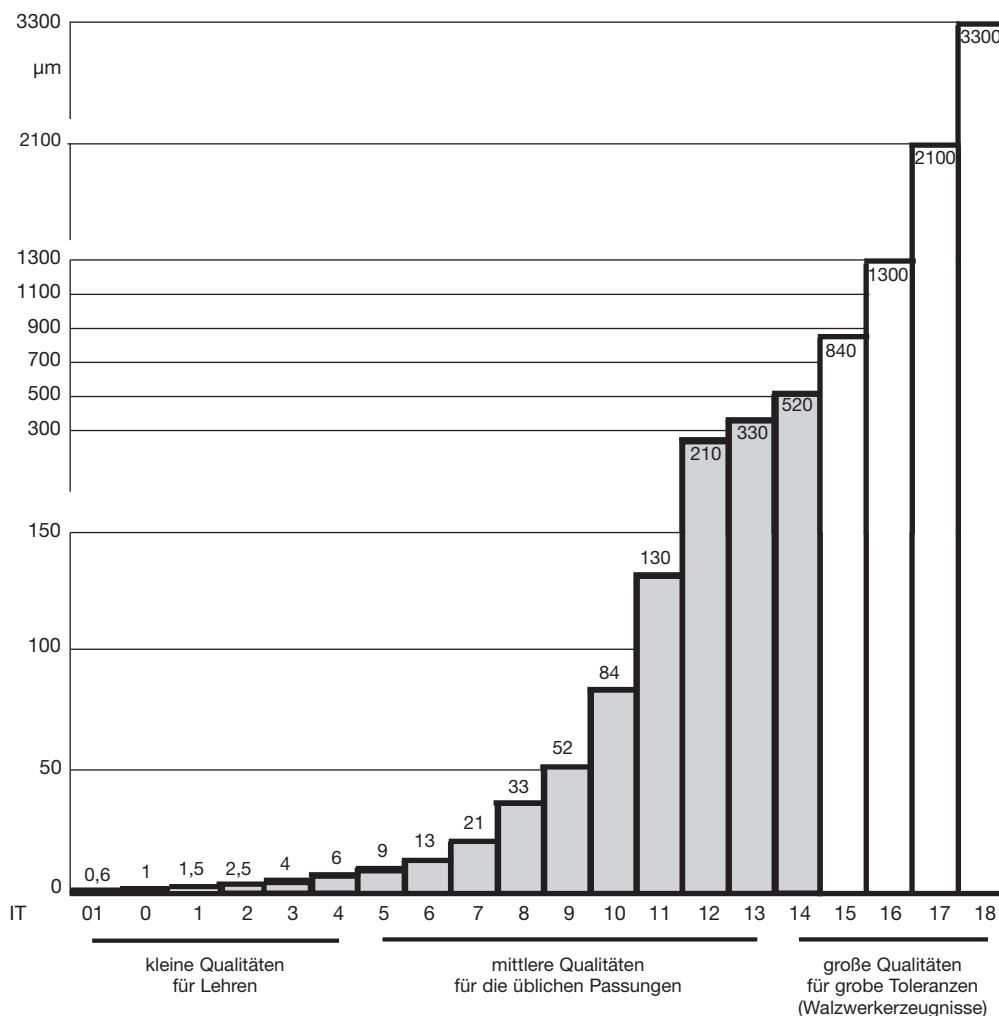
Rm (N/mm ²)	HRC	HB30	HV10	Rm (N/mm ²)	HRC	HB30	HV10
240		71	75	1110	35	328	345
255		76	80	1140	36	337	355
270		81	85	1170	37	346	364
285		86	90	1200	38	354	373
305		90	95	1230	39	363	382
320		95	100	1260	40	372	392
335		100	105	1300	41	383	403
350		105	110	1330	42	393	413
370		109	115	1360	43	402	423
385		114	120	1400	44	413	434
400		119	125	1440	45	424	446
415		124	130	1480	46	435	458
430		128	135	1530	47	449	473
450		133	140	1570	48	460	484
465		138	145	1620	49	472	497
480		143	150	1680	50	488	514
495		147	155	1730	51	501	527
510		152	160	1790	52	517	544
530		157	165	1845	53	532	560
545		162	170	1910	54	549	578
560		166	175	1980	55	567	596
575		171	180	2050	56	584	615
595		176	185	2140	57	607	639
610		181	190	2180	58	622	655
625		185	195		59		675
640		190	200		60		698
660		195	205		61		720
675		199	210		62		745
690		204	215		63		773
705		209	220		64		800
720		214	225		65		829
740		219	230		66		864
755		223	235		67		900
770		228	240		68		940
785		233	245				
800	22	238	250				
820	23	242	255				
835	24	247	260				
860	25	255	268				
870	26	258	272				
900	27	266	280				
920	28	273	287				
940	29	278	293				
970	30	287	302				
995	31	295	310				
1020	32	301	317				
1050	33	311	327				
1080	34	319	336				

Herstellungstoleranzen

ISO-Grundtoleranzen für Längenmaße von 1 - 120 mm DIN ISO 286-1

Nennmaßbereich mm		IT in μm											
		3	4	5	6	7	8	9	10	11	12	13	14
von bis	1 3	2	3	4	6	10	14	25	40	60	100	140	250
über bis	3 6	2.5	4	5	8	12	18	30	48	75	120	180	300
über bis	6 10	2.5	4	6	9	15	22	36	58	90	150	220	360
über bis	10 18	3	5	8	11	18	27	43	70	110	180	270	430
über bis	18 30	4	6	9	13	21	33	52	84	130	210	330	520
über bis	30 50	4	7	11	16	25	39	62	100	160	250	390	620
über bis	50 80	5	8	13	19	30	46	74	120	190	300	460	740
über bis	80 120	6	10	15	22	35	54	87	140	220	350	540	870

Beispiel ISO-Grundtoleranz für Nennmaßbereich über 18 bis 30 mm



Grenzabmaße für Bohrungen in µm

Nennmaßbereich in mm		A		B				C			
über	bis	9	11	8	9	10	11	8	9	10	11
0	3	+295	+330	+154	+165	+180	+200	+74	+85	+100	+120
		+270	+270	+140	+140	+140	+140	+60	+60	+60	+60
3	6	+300	+345	+158	+170	+188	+215	+88	+100	+118	+145
		+270	+270	+140	+140	+140	+140	+70	+70	+70	+70
6	10	+316	+370	+172	+186	+208	+240	+102	+116	+138	+170
		+280	+280	+150	+150	+150	+150	+80	+80	+80	+80
10	18	+333	+400	+177	+193	+220	+260	+122	+138	+165	+205
		+290	+290	+150	+150	+150	+150	+95	+95	+95	+95
18	30	+352	+430	+193	+212	+244	+290	+143	+162	+194	+240
		+300	+300	+160	+160	+160	+160	+110	+110	+110	+110
30	40	+372	+470	+209	+232	+270	+330	+159	+182	+220	+280
		+310	+310	+170	+170	+170	+170	+120	+120	+120	+120
40	50	+382	+480	+219	+242	+280	+340	+169	+192	+230	+290
		+320	+320	+180	+180	+180	+180	+130	+130	+130	+130
50	65	+414	+530	+236	+264	+310	+380	+186	+214	+260	+330
		+340	+340	+190	+190	+190	+190	+140	+140	+140	+140
65	80	+434	+550	+246	+274	+320	+390	+196	+224	+270	+340
		+360	+360	+200	+200	+200	+200	+150	+150	+150	+150
80	100	+467	+600	+274	+307	+360	+440	+224	+257	+310	+390
		+380	+380	+220	+220	+220	+220	+170	+170	+170	+170
100	120	+497	+630	+294	+327	+380	+460	+234	+267	+320	+400
		+410	+410	+240	+240	+240	+240	+180	+180	+180	+180

Nennmaßbereich in mm		D					E			F			
über	bis	8	9	10	11	12	7	8	9	6	7	8	9
0	3	+34	+45	+60	+80	+120	+24	+28	+39	+12	16	+20	+31
		+20	+20	+20	+20	+20	+14	+14	+14	+6	+6	+6	+6
3	6	+48	+60	+78	+105	+150	+32	+38	+50	+18	+22	+28	+40
		+30	+30	+30	+30	+30	+20	+20	+20	+10	+10	+10	+10
6	10	+62	+76	+98	+130	+190	+40	+47	+61	+22	+28	+35	+49
		+40	+40	+40	+40	+40	+25	+25	+25	+13	+13	+13	+13
10	18	+77	+93	+120	+160	+230	+50	+59	+75	+27	+34	+43	+59
		+50	+50	+50	+50	+50	+32	+32	+32	+16	+16	+16	+16
18	30	+98	+117	+149	+195	+275	+61	+73	+92	+33	+41	+53	+72
		+65	+65	+65	+65	+65	+40	+40	+40	+20	+20	+20	+20
30	50	+119	+142	+180	+240		+75	+89	+112	+41	+50	+64	+87
		+80	+80	+80	+80		+50	+50	+50	+25	+25	+25	+25
50	80	+146	+174	+220	+290		+90	+106	+134	+49	+60	+76	+104
		+100	+100	+100	+100		+60	+60	+60	+30	+30	+30	+30
80	120	+174	+207	+260	+340		+107	+126	+159	+58	+71	+90	+123
		+120	+120	+120	+120		+72	+72	+72	+36	+36	+36	+36
120	180							+148					
								+85					
180	250							+172					
								+100					

Grenzabmaße für Bohrungen in μm

Nennmaßbereich in mm		G		H							J		
über	bis	6	7	6	7	8	9	10	11	12	6	7	8
0	3	+8	+12	+6	+10	+14	+25	+40	+60	+100	+2	+4	+6
		+2	+2	0	0	0	0	0	0	0	-4	-6	-8
3	6	+12	+16	+8	+12	+18	+30	+48	+75	+120	+5	+6	+10
		+4	+4	0	0	0	0	0	0	0	-3	-6	-8
6	10	+14	+20	+9	+15	+22	+36	+58	+90	+150	+5	+8	+12
		+5	+5	0	0	0	0	0	0	0	-4	-7	-10
10	18	+17	+24	+11	+18	+27	+43	+70	+110	+180	+6	+10	+15
		+6	+6	0	0	0	0	0	0	0	-5	-8	-12
18	30	+20	+28	+13	+21	+33	+52	+84	+130	+210	+8	+12	+20
		+7	+7	0	0	0	0	0	0	0	-5	-9	-13
30	50	+25	+34	+16	+25	+39	+62	+100	+160	+250	+10	+14	+24
		+9	+9	0	0	0	0	0	0	0	-6	-11	-15
50	80	+29	+40	+19	+30	+46	+74	+120	+190	+300	+13	+18	+28
		+10	+10	0	0	0	0	0	0	0	-6	-12	-18
80	120	+34	+47	+22	+35	+54	+87	+140	+220	+350	+16	+22	+34
		+12	+12	0	0	0	0	0	0	0	-6	-13	-20
120	180	+54	+63	+25	+40	+63	+100	+160	+250		+18	+26	+41
		+14	0	0	0	0	0	0	0		-7	-14	-22
180	250	+61	+72	+29	+46	+72	+115	+185	+290		+22	+30	+47
		+15	0	0	0	0	0	0	0		-7	-16	-25

Nennmaßbereich in mm		JS			K			M			
über	bis	6	7	8	9	6	7	8	6	7	8
0	3	+3	+5	+7	+12,5	0	0	0	-2	-2	-4
		-3	-5	-7	-12,5	-6	-10	-14	-8	-12	-18
3	6	+4	+6	+9	+15	+2	+3	+5	-1	0	+2
		-4	-6	-9	-15	-6	-9	-13	-9	-12	-16
6	10	+4,5	+7,5	+11	+18	+2	+5	+6	-3	0	+1
		-4,5	-7,5	-11	-18	-7	-10	-16	-12	-215	-21
10	18	+5,5	+9	+13,5	+21,5	+2	+6	+8	-4	0	+2
		-5,5	-9	-13,5	-21,5	-9	-12	-19	-15	-18	-25
18	30	+6,5	+10,5	+16,5	+26	+2	+6	+10	-4	0	+4
		-6,5	-10,5	-16,5	-26	-11	-15	-23	-17	-21	-29
30	50	+8	+12,5	+19,5	+31	+3	+7	+12	-4	0	+5
		-8	-12,5	-19,5	-31	-13	-18	-27	-20	-25	-34
50	80	+9,5	+15	+23	+37	+4	+9	+14	-5	0	+5
		-9,5	-15	-23	-37	-15	-21	-32	-24	-30	-41
80	120	+11	+17,5	+27	+43,5	+4	+10	+16	-6	0	+6
		-11	-17,5	-27	-43,5	-18	-25	-38	-28	-35	-48
120	180					+4	+12				
						-21	-28				
180	250					+5	+13				
						-24	-33				

Grenzabmaße für Bohrungen in μm

Nennmaßbereich in mm		N						P			R	
		6	7	8	9	10	11	6	7	9	6	7
über 0	bis 3	-4	-4	-4	-4	-4	-4	-6	-6	-6	-10	-10
		-10	-14	-8	-29	-44	-64	-12	-16	-31	-16	-20
3	6	-5	-4	-2	0	0	0	-9	-8	-12	-12	-11
		-13	-16	-20	-30	-48	-75	-17	-20	-42	-20	-23
6	10	-7	-4	-3	0	0	0	-12	-9	-15	-16	-13
		-16	-19	-25	-36	-58	-90	-21	-24	-51	-25	-28
10	18	-9	-5	-3	0	0	0	-15	-11	-18	-20	-16
		-20	-23	-30	-43	-70	-110	-26	-29	-61	-31	-34
18	30	-11	-7	-3	0	0	0	-18	-14	-22	-24	-20
		-24	-28	-36	-52	-84	-130	-31	-35	-74	-37	-41
30	50	-12	-8	-3	0	0	0	-21	-17	-26	-29	-25
		-28	-33	-42	-62	-100	-160	-37	-42	-88	-45	-50
50	65	-14	-9	-4	0	0	0	-26	-21	-32	-35	-30
		-33	-39	-50	-74	-120	-190	-45	-51	-106	-54	-60
65	80	-14	-9	-4	0	0	0	-26	-21	-32	-37	-32
		-33	-39	-50	-74	-120	-190	-45	-51	-106	-56	-62
80	100	-16	-10	-4	0	0	0	-30	-24	-37	-44	-38
		-38	-45	-58	-87	-140	-220	-52	-59	-124	-66	-73
100	120	-16	-10	-4	0	0	0	-30	-24		-47	-41
		-38	-45	-58	-87	-140	-220	-52	-59		-69	-76

Nennmaßbereich in mm		S		T	U			X		Z	
		6	7	6	6	7	10	10	11	10	11
über 0	bis 3	-14	-14	-18	-18	-18	-18	-20	-20	-26	-26
		-20	-24	-24	-24	-28	-58	-60	-80	-66	-86
3	6	-16	-15	-20	-20	-19	-23	-28	-28	-35	-35
		-24	-27	-28	-28	-31	-71	-76	-103	-83	-110
6	10	-20	-17	-25	-25	-22	-28	-34	-34	-42	-42
		-29	-32	-34	-34	-37	-86	-92	-124	-100	-132
10	14	-25	-21	-30	-30	-26	-33	-40	-40	-50	-50
		-36	-39	-41	-41	-44	-103	-110	-150	-120	-160
14	18	-25	-21	-30	-30	-26	-33	-45	-45	-60	-60
		-36	-39	-41	-41	-44	-103	-115	-155	-130	-170
18	24	-31	-27	-37	-37	-33	-41	-54	-54	-73	-73
		-44	-48	-50	-50	-54	-125	-138	-184	-157	-203
24	30	-31	-27	-37	-44	-40	-48	-64	-64	-88	-88
		-44	-48	-50	-57	-61	-132	-148	-194	-172	-218
30	40	-38	-34	-43	-55	-51	-60	-80	-80	-112	-112
		-54	-59	-59	-71	-76	-160	-180	-240	-212	-272
40	50	-38	-34	-49	-65	-61	-70	-97	-97	-136	-136
		-54	-59	-65	-81	-86	-170	-197	-257	-236	-296
50	65	-47	-42	-60	-81	-76	-87	-122	-122	-172	-172
		-66	-72	-79	-100	-106	-207	-242	-312	-292	-362
65	80	-53	-48	-69	-96	-91	-102	-146	-146	-210	-210
		-72	-78	-88	-115	-121	-222	-266	-336	-330	-400
80	100	-64	-58	-84	-117	-111	-124	-178	-178	-258	-258
		-86	-93	-106	-139	-146	-264	-318	-398	-398	-478
100	120	-72	-66	-97	-137	-131	-144	-210	-210	-310	-310
		-94	-101	-119	-159	-166	-284	-350	-430	-450	-530

BOHREN

Fragebogen für Sonderlösungen

Anfrage
 Bestellung
 Wiederholauftrag, Sobo-Nr. _____

Stückzahl _____
 altern. Anzahl Bohrungen _____

Werkstoff

zu bearb. Werkstoff _____
 Zugfestigkeit/ Härte _____
 N/mm² HRC _____

Werkstück

Bohrtiefe _____ mm
 Bohrungstoleranz _____

Schneidstoff <input type="checkbox"/> VHM <input type="checkbox"/> HSS-E <input type="checkbox"/> HSS <input type="checkbox"/> HSCO	Kühlung <input type="checkbox"/> Intern <input type="checkbox"/> Extern IK-Druck _____ bar	ähnlich Katalogwerkzeug <input type="checkbox"/> _____	Schaftform <input type="checkbox"/> Einheitsschaft HA Glattschaft <input type="checkbox"/> Einheitsschaft HB Weldon <input type="checkbox"/> Einheitsschaft HE Whistle Notch <input type="checkbox"/> Zylinderschaft DZ <input type="checkbox"/> MK Schaft _____ Größe
--	---	---	--

Abmessung

*(bei Abweichung vom Standard)

Beschichtung

blank
 TiN
 TiAlN
 AlTiN nano
 TiAlSiN
 _____ (sonstige)

Kontakt

Firma _____
 Ansprechpartner _____
 Telefon/Fax _____
 E-Mail _____

Firmenstempel _____
 Datum _____
 Unterschrift _____

GEWINDEN

Fragebogen für Sonderlösungen

Anfrage Bestellung Wiederholauftrag, Sobo-Nr. _____

Stückzahl _____ altern. Anzahl Bohrungen _____

Werkstoff

zu bearb. Werkstoff _____

Zugfestigkeit/ Härte _____ N/mm² HRC

Werkstück

Gewindetiefe _____ mm

Gewindebezeichnung _____
z.Bsp. M18x0,5 ISO3/6H

Schneidstoff <input type="checkbox"/> VHM <input type="checkbox"/> HSS-E-PM <input type="checkbox"/> HSS-E	Kühlung <input type="checkbox"/> Intern <input type="checkbox"/> Extern	ähnlich Katalogwerkzeug <input type="checkbox"/> _____	Schaftform <input type="checkbox"/> DIN 371 verstärkter Schaft <input type="checkbox"/> DIN 374/ DIN 376 Überlaufschaft
Abmessung <p>Besonderheit _____</p> <p style="text-align: right; font-size: small;">*(bei Abweichung vom Standard)</p>			Gewindeart <input type="checkbox"/> Durchgang <input type="checkbox"/> Grundbohrung
Beschichtung <input type="checkbox"/> blank <input type="checkbox"/> Dampf <input type="checkbox"/> TiN <input type="checkbox"/> TiCN <input type="checkbox"/> TiAlN <input type="checkbox"/> AlCrN			Gewindeverfahren <input type="checkbox"/> Schneiden <input type="checkbox"/> Formen

Kontakt

Firma _____

Firmenstempel

Ansprechpartner _____

Telefon/Fax _____

Datum _____

E-Mail _____

Unterschrift _____

FRÄSEN

Fragebogen für Sonderlösungen

Anfrage Bestellung Wiederholauftrag, Sobo-Nr. _____

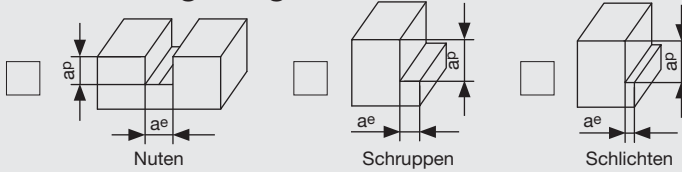
Stückzahl 5 10 >10 _____ Stk.

Werkstoff

zu bearb. Werkstoff _____

Zugfestigkeit/ Härte _____ N/mm² HRC

Bearbeitungsaufgabe



Schnitttiefe a_p: _____ mm

Schnittbreite a_e: _____ mm

Schneidstoff

VHM HSS-E-PM HSCO M 42

Ausführung Ecke

Vollradius Eckenfase (X) Eckenradius (R)

ähnlich Katalogwerkzeug

Abmessung

Halsfreistich ja nein

Besonderheit _____

*(bei Abweichung vom Standard)

Schaftform

Einheitsschaft HA
Glattschaft

Einheitsschaft HB
Weidon

Anzahl Schneiden

Zentrumschnitt

Beschichtung

blank TiN TiAlN
 AlTiN nano TiAlSiN _____ (sonstige)

Profilform

Kontakt

Firma _____

Ansprechpartner _____

Telefon/Fax _____

E-Mail _____

Firmenstempel _____

Datum _____

Unterschrift _____

REIBEN

Fragebogen für Sonderlösungen

Anfrage
 Bestellung
 Wiederholauftrag, Sobo-Nr. _____

Stückzahl _____
 (Mindestabnahme 5 Stück)

ähnlich
 Katalogwerkzeug _____


Werkstoff
 zu bearb.
 Werkstoff _____


Zugfestigkeit/
 Härte _____ N/mm²
 HRC

Werkstück

Reibtiefe _____ mm
 Bohrungs-Ø _____ mm
 Bohrungstoleranz _____

Bohrung

Durchgangsbohrung


Grundbohrung


Kühlung

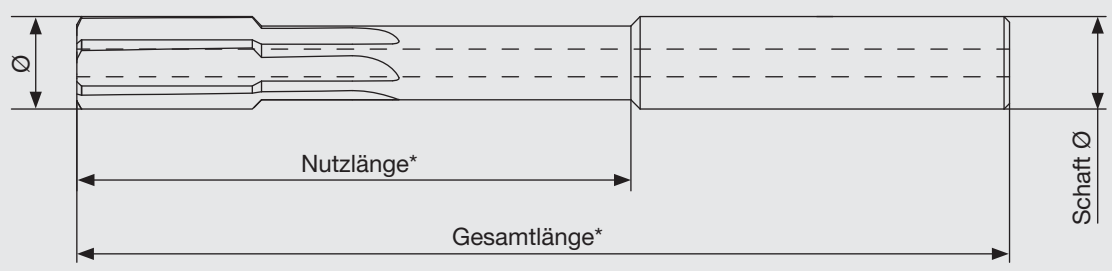
Außen
 Innen

 Kühlmitteldruck in bar

Werkzeugkonzept

VHM
 HM bestückt
 HSS-E
 Cermet bestückt
 Super R-HS

Abmessung



nein ja _____
 Besonderheit _____
*(bei Abweichung vom Standard)

Kontakt

Firma _____
 Ansprechpartner _____
 Telefon/Fax _____
 E-Mail _____

Firmenstempel _____
 Datum _____
 Unterschrift _____

